



**CATERHAM**  
**MOTORSPORT**

# **Oulton Park**

## **International Circuit**

19<sup>th</sup> September 2015

**ROUND 6**  
**ACADEMY**

**ROUND 11 & 12**

**ROADSPORT // TRACKSPORT // SUPERSPORT //**  
**R300 - S**

**GQ.CO.UK**

**AVON**  
Tires

bookers.com

**DRAPER**  
**Tools**

**SHOWTRAX**  
INTERNATIONAL

**demon**  
**weeks**  
Oulton

**BILSTEIN**

**MILLERS OILS**



# **GQ CATERHAM ACADEMY CHAMPIONSHIP**

**Oulton Park International Circuit**

**19<sup>th</sup> September 2015**



**Results Provided by Timing Solutions Ltd**  
[www.tsl-timing.com](http://www.tsl-timing.com)

# Caterham Raceday - Oulton Park - 19th September 2015



## GQ Caterham Academy - White Group

### QUALIFYING -RACE 5 - CLASSIFICATION

POS	NO	NAME	ENTRY	TIME	ON	LAPS	GAP	DIFF	MPH
1	11	Andrew Perry	Caterham Academy	2:07.817	6	6			75.81
2	17	Daniel Bremner	Caterham Academy	2:08.407	6	6	0.590	0.590	75.46
3	88	Daniel Quintero	Caterham Academy	2:08.455	6	6	0.638	0.048	75.43
4	55	Russ Olivant	Caterham Academy	2:08.900	6	6	1.083	0.445	75.17
5	82	Lee Collins	Caterham Academy	2:09.909	6	6	2.092	1.009	74.59
6	71	Alan Cooper	Caterham Academy	2:10.641	5	6	2.824	0.732	74.17
7	65	Simon Throw	Caterham Academy	2:12.565	6	6	4.748	1.924	73.09
8	53	Matthew Welch	Caterham Academy	2:13.074	6	6	5.257	0.509	72.81
9	9	Daniel Martin	Caterham Academy	2:13.413	6	6	5.596	0.339	72.63
10	5	Chris Aubrey	Caterham Academy	2:13.414	5	6	5.597	0.001	72.63
11	86	Thomas Crompton	Caterham Academy	2:14.104	6	6	6.287	0.690	72.26
12	14	Gary Foord	Caterham Academy	2:15.796	5	6	7.979	1.692	71.36
13	16	Samantha McPartland	Caterham Academy	2:16.068	6	6	8.251	0.272	71.21
14	23	Adarsh Radia	Caterham Academy	2:16.887	6	6	9.070	0.819	70.79
15	42	Conrad Quilty-Harper	Caterham Academy	2:18.172	2	2	10.355	1.285	70.13
16	33	Mark Jones	Caterham Academy	2:19.028	5	5	11.211	0.856	69.70
17	19	Sunil Jain	Caterham Academy	2:19.849	5	5	12.032	0.821	69.29
18	18	David Bengis	Caterham Academy	2:20.329	5	5	12.512	0.480	69.05

Weather / Track : Cloudy / Damp

These results are provisional until the conclusion of any judicial and technical matters.

Oulton Park International

Circuit Length = 2.6917 miles

Start: 08:49 Flag 09:05 End: 09:07

Clerk Of Course :

Timekeeper :

Results can be found at [www.tsl-timing.com](http://www.tsl-timing.com)

Printed - 09:07 Saturday, 19 September 2015



# Caterham Raceday - Oulton Park - 19th September 2015

## GQ Caterham Academy - White Group

### QUALIFYING -RACE 5 - LAP ANALYSIS

DIFF = Difference To Personal Best Lap

<b>P1 11 Andrew Perry</b>				
LAP	LAP TIME	DIFF	MPH	TIME OF DAY
1 -	2:18.486	10.669	69.97	08:54:54.883
2 -	2:13.370	5.553	72.65	08:57:08.253
3 -	2:10.006 (3)	2.189	74.53	08:59:18.259
4 -	2:11.573	3.756	73.65	09:01:29.832
5 -	2:08.657 (2)	0.840	75.31	09:03:38.489
6 -	<b>2:07.817 (1)</b>		<b>75.81</b>	<b>09:05:46.306</b>

<b>P2 17 Daniel Bremner</b>				
LAP	LAP TIME	DIFF	MPH	TIME OF DAY
1 -	2:13.468	5.061	72.60	08:54:32.804
2 -	2:11.568	3.161	73.65	08:56:44.372
3 -	2:09.940 (3)	1.533	74.57	08:58:54.312
4 -	2:10.830	2.423	74.06	09:01:05.142
5 -	2:09.011 (2)	0.604	75.11	09:03:14.153
6 -	<b>2:08.407 (1)</b>		<b>75.46</b>	<b>09:05:22.560</b>

<b>P3 88 Daniel Quintero</b>				
LAP	LAP TIME	DIFF	MPH	TIME OF DAY
1 -	2:14.951	6.496	71.80	08:54:46.277
2 -	2:13.383	4.928	72.65	08:56:59.660
3 -	2:11.764 (3)	3.309	73.54	08:59:11.424
4 -	2:11.385 (2)	2.930	73.75	09:01:22.809
5 -	2:11.982	3.527	73.42	09:03:34.791
6 -	<b>2:08.455 (1)</b>		<b>75.43</b>	<b>09:05:43.246</b>

<b>P4 55 Russ Olivant</b>				
LAP	LAP TIME	DIFF	MPH	TIME OF DAY
1 -	2:20.066	11.166	69.18	08:54:55.750
2 -	2:15.917	7.017	71.29	08:57:11.667
3 -	2:13.077 (3)	4.177	72.81	08:59:24.744
4 -	2:13.325	4.425	72.68	09:01:38.069
5 -	2:10.615 (2)	1.715	74.19	09:03:48.684
6 -	<b>2:08.900 (1)</b>		<b>75.17</b>	<b>09:05:57.584</b>

<b>P5 82 Lee Collins</b>				
LAP	LAP TIME	DIFF	MPH	TIME OF DAY
1 -	2:16.057	6.148	71.22	08:54:41.798
2 -	2:14.207	4.298	72.20	08:56:56.005
3 -	2:12.716	2.807	73.01	08:59:08.721
4 -	2:12.233 (3)	2.324	73.28	09:01:20.954
5 -	2:10.093 (2)	0.184	74.48	09:03:31.047
6 -	<b>2:09.909 (1)</b>		<b>74.59</b>	<b>09:05:40.956</b>

<b>P6 71 Alan Cooper</b>				
LAP	LAP TIME	DIFF	MPH	TIME OF DAY
1 -	2:18.247	7.606	70.09	08:55:21.383
2 -	2:16.626	5.985	70.92	08:57:38.009
3 -	2:12.752 (3)	2.111	72.99	08:59:50.761
4 -	2:11.715 (2)	1.074	73.57	09:02:02.476
5 -	<b>2:10.641 (1)</b>		<b>74.17</b>	<b>09:04:13.117</b>
6 -	2:19.843	9.202	69.29	09:06:32.960

<b>P7 65 Simon Throw</b>				
LAP	LAP TIME	DIFF	MPH	TIME OF DAY
1 -	2:21.471	8.906	68.49	08:55:26.013
2 -	2:18.979	6.414	69.72	08:57:44.992

DIFF = Difference To Personal Best Lap

3 -	2:15.594 (3)	3.029	71.46	09:00:00.586
4 -	2:16.016	3.451	71.24	09:02:16.602
5 -	2:13.601 (2)	1.036	72.53	09:04:30.203
6 -	<b>2:12.565 (1)</b>		<b>73.09</b>	<b>09:06:42.768</b>

<b>P8 53 Matthew Welch</b>				
LAP	LAP TIME	DIFF	MPH	TIME OF DAY
1 -	2:26.268	13.194	66.25	08:55:21.070
2 -	2:17.899	4.825	70.27	08:57:38.969
3 -	2:16.165 (3)	3.091	71.16	08:59:55.134
4 -	2:17.333	4.259	70.56	09:02:12.467
5 -	2:15.178 (2)	2.104	71.68	09:04:27.645
6 -	<b>2:13.074 (1)</b>		<b>72.81</b>	<b>09:06:40.719</b>

<b>P9 9 Daniel Martin</b>				
LAP	LAP TIME	DIFF	MPH	TIME OF DAY
1 -	2:25.948	12.535	66.39	08:55:21.738
2 -	2:38.445	25.032	61.15	08:58:00.183
3 -	2:17.668	4.255	70.38	09:00:17.851
4 -	2:16.858 (3)	3.445	70.80	09:02:34.709
5 -	2:13.870 (2)	0.457	72.38	09:04:48.579
6 -	<b>2:13.413 (1)</b>		<b>72.63</b>	<b>09:07:01.992</b>

<b>P10 5 Chris Aubrey</b>				
LAP	LAP TIME	DIFF	MPH	TIME OF DAY
1 -	2:19.499	6.085	69.46	08:55:00.286
2 -	2:16.445	3.031	71.02	08:57:16.731
3 -	2:15.928 (3)	2.514	71.29	08:59:32.659
4 -	2:17.492	4.078	70.47	09:01:50.151
5 -	<b>2:13.414 (1)</b>		<b>72.63</b>	<b>09:04:03.565</b>
6 -	2:13.829 (2)	0.415	72.40	09:06:17.394

<b>P11 86 Thomas Crompton</b>				
LAP	LAP TIME	DIFF	MPH	TIME OF DAY
1 -	2:26.008	11.904	66.36	08:55:20.975
2 -	2:21.438	7.334	68.51	08:57:42.413
3 -	2:16.953 (3)	2.849	70.75	08:59:59.366
4 -	2:18.164	4.060	70.13	09:02:17.530
5 -	2:15.814 (2)	1.710	71.35	09:04:33.344
6 -	<b>2:14.104 (1)</b>		<b>72.26</b>	<b>09:06:47.448</b>

<b>P12 14 Gary Foord</b>				
LAP	LAP TIME	DIFF	MPH	TIME OF DAY
1 -	2:22.709	6.913	67.90	08:55:09.100
2 -	2:22.627	6.831	67.94	08:57:31.727
3 -	2:24.374	8.578	67.12	08:59:56.101
4 -	2:18.024 (3)	2.228	70.20	09:02:14.125
5 -	<b>2:15.796 (1)</b>		<b>71.36</b>	<b>09:04:29.921</b>
6 -	2:16.173 (2)	0.377	71.16	09:06:46.094

<b>P13 16 Samantha McPartland</b>				
LAP	LAP TIME	DIFF	MPH	TIME OF DAY
1 -	2:24.972	8.904	66.84	08:55:08.776
2 -	2:21.822	5.754	68.32	08:57:30.598
3 -	2:20.661 (3)	4.593	68.89	08:59:51.259
4 -	2:21.092	5.024	68.68	09:02:12.351
5 -	2:17.023 (2)	0.955	70.72	09:04:29.374
6 -	<b>2:16.068 (1)</b>		<b>71.21</b>	<b>09:06:45.442</b>

Weather / Track : Cloudy / Damp

Oulton Park International  
Circuit Length = 2.6917 miles  
Start: 08:49 Flag 09:05 End: 09:07

# Caterham Raceday - Oulton Park - 19th September 2015

## GQ Caterham Academy - White Group

### QUALIFYING -RACE 5 - LAP ANALYSIS

DIFF = Difference To Personal Best Lap

<b>P14 23 Adarsh Radia</b>				
LAP	LAP TIME	DIFF	MPH	TIME OF DAY
1 -	2:19.853	2.966	69.28	08:54:44.834
2 -	2:18.080	1.193	70.17	08:57:02.914
3 -	2:18.022 (3)	1.135	70.20	08:59:20.936
4 -	2:17.272 (2)	0.385	70.59	09:01:38.208
5 -	2:18.184	1.297	70.12	09:03:56.392
6 -	<b>2:16.887 (1)</b>		<b>70.79</b>	<b>09:06:13.279</b>

<b>P15 42 Conrad Quilty-Harper</b>				
LAP	LAP TIME	DIFF	MPH	TIME OF DAY
1 -	2:22.934 (2)	4.762	67.79	08:55:35.279
2 -	<b>2:18.172 (1)</b>		<b>70.13</b>	<b>08:57:53.451</b>

<b>P16 33 Mark Jones</b>				
LAP	LAP TIME	DIFF	MPH	TIME OF DAY
1 -	2:25.596	6.568	66.55	08:55:34.669
2 -	2:31.235	12.207	64.07	08:58:05.904
3 -	2:24.706 (3)	5.678	66.96	09:00:30.610
4 -	2:20.597 (2)	1.569	68.92	09:02:51.207
5 -	<b>2:19.028 (1)</b>		<b>69.70</b>	<b>09:05:10.235</b>

<b>P17 19 Sunil Jain</b>				
LAP	LAP TIME	DIFF	MPH	TIME OF DAY
1 -	2:30.127	10.278	64.54	08:55:40.413
2 -	2:29.032	9.183	65.02	08:58:09.445
3 -	2:21.944 (2)	2.095	68.26	09:00:31.389
4 -	2:23.154 (3)	3.305	67.69	09:02:54.543
5 -	<b>2:19.849 (1)</b>		<b>69.29</b>	<b>09:05:14.392</b>

<b>P18 18 David Bengis</b>				
LAP	LAP TIME	DIFF	MPH	TIME OF DAY
1 -	2:41.334	21.005	60.06	08:55:34.163
2 -	2:30.712	10.383	64.29	08:58:04.875
3 -	2:23.379 (2)	3.050	67.58	09:00:28.254
4 -	2:25.437 (3)	5.108	66.62	09:02:53.691
5 -	<b>2:20.329 (1)</b>		<b>69.05</b>	<b>09:05:14.020</b>

# Caterham Raceday - Oulton Park - 19th September 2015



## GQ Caterham Academy - White Group

### RACE 5 - GRID (15 minutes)

ROW 9	17	2:19.849	<b>19</b> Sunil Jain	18	2:20.329	<b>18</b> David Bengis
ROW 8		2:18.172	15 <b>42</b> Conrad Quilty-Harper		2:19.028	16 <b>33</b> Mark Jones
ROW 7	13	2:16.068	<b>16</b> Samantha McPartland	14	2:16.887	<b>23</b> Adarsh Radia
ROW 6		2:14.104	11 <b>86</b> Thomas Crompton		2:15.796	12 <b>14</b> Gary Foord
ROW 5	9	2:13.413	<b>9</b> Daniel Martin	10	2:13.414	<b>5</b> Chris Aubrey
ROW 4		2:12.565	7 <b>65</b> Simon Throw		2:13.074	8 <b>53</b> Matthew Welch
ROW 3	5	2:09.909	<b>82</b> Lee Collins	6	2:10.641	<b>71</b> Alan Cooper
ROW 2		2:08.455	3 <b>88</b> Daniel Quintero		2:08.900	4 <b>55</b> Russ Olivant
ROW 1	1	2:07.817	<b>11</b> Andrew Perry	2	2:08.407	<b>17</b> Daniel Bremner
<b>Pole</b>						

Oulton Park International  
Circuit Length = 2.6917 miles

These results are provisional until the conclusion of any judicial and technical matters.

Clerk Of Course :	Timekeeper :
-------------------	--------------

Results can be found at [www.tsl-timing.com](http://www.tsl-timing.com)

Printed - 09:09 Saturday, 19 September 2015



# Caterham Raceday - Oulton Park - 19th September 2015

## GQ Caterham Academy - Green Group

### QUALIFYING -RACE 9 - CLASSIFICATION

POS	NO	NAME	ENTRY	TIME	ON	LAPS	GAP	DIFF	MPH
1	29	William Lloyd	Caterham Academy	2:03.171	3	4			78.67
2	22	Kieran McAleer	Caterham Academy	2:04.098	4	4	0.927	0.927	78.08
3	74	Rob Watts	Caterham Academy	2:04.257	2	4	1.086	0.159	77.98
4	21	Rui Ferreira	Caterham Academy	2:04.685	3	4	1.514	0.428	77.71
5	10	David Bevan	Caterham Academy	2:04.813	2	4	1.642	0.128	77.63
6	24	Rob Yates	Caterham Academy	2:05.304	4	4	2.133	0.491	77.33
7	69	Jon Curry	Caterham Academy	2:05.350	2	4	2.179	0.046	77.30
8	8	Simon Sharrock	Caterham Academy	2:05.944	4	4	2.773	0.594	76.94
9	13	Julian (Bob) Willis	Caterham Academy	2:06.202	3	4	3.031	0.258	76.78
10	77	Andy Larholt	Caterham Academy	2:06.636	1	2	3.465	0.434	76.52
11	35	Peter Reynolds	Caterham Academy	2:06.838	3	4	3.667	0.202	76.39
12	3	Sarah Porter	Caterham Academy	2:07.170	4	4	3.999	0.332	76.20
13	27	Barn Geib	Caterham Academy	2:07.525	2	4	4.354	0.355	75.98
14	50	Greg Hyatt	Caterham Academy	2:07.729	3	4	4.558	0.204	75.86
15	6	Nick Vince	Caterham Academy	2:08.364	3	4	5.193	0.635	75.49
16	2	Thomas Munk	Caterham Academy	2:08.591	4	4	5.420	0.227	75.35
17	70	Andrew Burd	Caterham Academy	2:09.254	3	4	6.083	0.663	74.97
18	99	Paul Maley	Caterham Academy	2:11.640	2	4	8.469	2.386	73.61
19	61	Adrian Poulton	Caterham Academy	2:17.263	2	4	14.092	5.623	70.59
20	60	Kerry OConnell	Caterham Academy	2:18.621	2	3	15.450	1.358	69.90

Weather / Track : Cloudy / Damp

These results are provisional until the conclusion of any judicial and technical matters.

Oulton Park International

Circuit Length = 2.6917 miles

Start: 10:38 Flag 10:49 End: 10:50

Clerk Of Course :

Timekeeper :

# Caterham Raceday - Oulton Park - 19th September 2015

## GQ Caterham Academy - Green Group

### QUALIFYING -RACE 9 - LAP ANALYSIS

DIFF = Difference To Personal Best Lap

<b>P1 29 William Lloyd</b>				
LAP	LAP TIME	DIFF	MPH	TIME OF DAY
1 -	2:04.811 (2)	1.640	77.64	10:42:59.618
2 -	2:07.665	4.494	75.90	10:45:07.283
3 -	<b>2:03.171 (1)</b>		<b>78.67</b>	<b>10:47:10.454</b>
4 -	2:05.610 (3)	2.439	77.14	10:49:16.064

<b>P2 22 Kieran McAleer</b>				
LAP	LAP TIME	DIFF	MPH	TIME OF DAY
1 -	2:06.955 (3)	2.857	76.32	10:43:38.225
2 -	2:06.269 (2)	2.171	76.74	10:45:44.494
3 -	2:13.830	9.732	72.40	10:47:58.324
4 -	<b>2:04.098 (1)</b>		<b>78.08</b>	<b>10:50:02.422</b>

<b>P3 74 Rob Watts</b>				
LAP	LAP TIME	DIFF	MPH	TIME OF DAY
1 -	2:04.315 (2)	0.058	77.95	10:42:57.161
2 -	<b>2:04.257 (1)</b>		<b>77.98</b>	<b>10:45:01.418</b>
3 -	2:05.037	0.780	77.50	10:47:06.455
4 -	2:04.324 (3)	0.067	77.94	10:49:10.779

<b>P4 21 Rui Ferreira</b>				
LAP	LAP TIME	DIFF	MPH	TIME OF DAY
1 -	2:07.959 (3)	3.274	75.73	10:43:43.710
2 -	2:13.878	9.193	72.38	10:45:57.588
3 -	<b>2:04.685 (1)</b>		<b>77.71</b>	<b>10:48:02.273</b>
4 -	2:05.811 (2)	1.126	77.02	10:50:08.084

<b>P5 10 David Bevan</b>				
LAP	LAP TIME	DIFF	MPH	TIME OF DAY
1 -	2:05.812 (2)	0.999	77.02	10:42:56.041
2 -	<b>2:04.813 (1)</b>		<b>77.63</b>	<b>10:45:00.854</b>
3 -	2:06.239 (3)	1.426	76.76	10:47:07.093
4 -	2:10.644	5.831	74.17	10:49:17.737

<b>P6 24 Rob Yates</b>				
LAP	LAP TIME	DIFF	MPH	TIME OF DAY
1 -	2:07.045	1.741	76.27	10:43:44.423
2 -	2:06.284 (3)	0.980	76.73	10:45:50.707
3 -	2:05.983 (2)	0.679	76.91	10:47:56.690
4 -	<b>2:05.304 (1)</b>		<b>77.33</b>	<b>10:50:01.994</b>

<b>P7 69 Jon Curry</b>				
LAP	LAP TIME	DIFF	MPH	TIME OF DAY
1 -	2:06.182 (3)	0.832	76.79	10:42:58.741
2 -	<b>2:05.350 (1)</b>		<b>77.30</b>	<b>10:45:04.091</b>
3 -	2:05.489 (2)	0.139	77.22	10:47:09.580
4 -	2:06.643	1.293	76.51	10:49:16.223

<b>P8 8 Simon Sharrock</b>				
LAP	LAP TIME	DIFF	MPH	TIME OF DAY
1 -	2:10.806	4.862	74.08	10:43:52.467
2 -	2:06.611 (3)	0.667	76.53	10:45:59.078
3 -	2:06.330 (2)	0.386	76.70	10:48:05.408
4 -	<b>2:05.944 (1)</b>		<b>76.94</b>	<b>10:50:11.352</b>

DIFF = Difference To Personal Best Lap

<b>P9 13 Julian (Bob) Willis</b>				
LAP	LAP TIME	DIFF	MPH	TIME OF DAY
1 -	2:08.506	2.304	75.40	10:43:07.837
2 -	2:07.752 (3)	1.550	75.85	10:45:15.589
3 -	<b>2:06.202 (1)</b>		<b>76.78</b>	<b>10:47:21.791</b>
4 -	2:07.009 (2)	0.807	76.29	10:49:28.800

<b>P10 77 Andy Larholt</b>				
LAP	LAP TIME	DIFF	MPH	TIME OF DAY
1 -	<b>2:06.636 (1)</b>		<b>76.52</b>	<b>10:42:56.557</b>
2 -	2:22.359 (2)	15.723	68.07	10:45:18.916

<b>P11 35 Peter Reynolds</b>				
LAP	LAP TIME	DIFF	MPH	TIME OF DAY
1 -	2:08.817 (3)	1.979	75.22	10:43:17.134
2 -	2:07.195 (2)	0.357	76.18	10:45:24.329
3 -	<b>2:06.838 (1)</b>		<b>76.39</b>	<b>10:47:31.167</b>
4 -	2:12.499	5.661	73.13	10:49:43.666

<b>P12 3 Sarah Porter</b>				
LAP	LAP TIME	DIFF	MPH	TIME OF DAY
1 -	2:08.027 (3)	0.857	75.69	10:42:58.618
2 -	2:15.925	8.755	71.29	10:45:14.543
3 -	2:07.786 (2)	0.616	75.83	10:47:22.329
4 -	<b>2:07.170 (1)</b>		<b>76.20</b>	<b>10:49:29.499</b>

<b>P13 27 Barn Geib</b>				
LAP	LAP TIME	DIFF	MPH	TIME OF DAY
1 -	2:11.219	3.694	73.84	10:43:44.216
2 -	<b>2:07.525 (1)</b>		<b>75.98</b>	<b>10:45:51.741</b>
3 -	2:11.182 (3)	3.657	73.86	10:48:02.923
4 -	2:09.683 (2)	2.158	74.72	10:50:12.606

<b>P14 50 Greg Hyatt</b>				
LAP	LAP TIME	DIFF	MPH	TIME OF DAY
1 -	2:08.984 (3)	1.255	75.12	10:43:15.158
2 -	2:07.742 (2)	0.013	75.85	10:45:22.900
3 -	<b>2:07.729 (1)</b>		<b>75.86</b>	<b>10:47:30.629</b>
4 -	2:10.236	2.507	74.40	10:49:40.865

<b>P15 6 Nick Vince</b>				
LAP	LAP TIME	DIFF	MPH	TIME OF DAY
1 -	2:10.270	1.906	74.38	10:44:09.807
2 -	2:09.497 (3)	1.133	74.83	10:46:19.304
3 -	<b>2:08.364 (1)</b>		<b>75.49</b>	<b>10:48:27.668</b>
4 -	2:09.064 (2)	0.700	75.08	10:50:36.732

<b>P16 2 Thomas Munk</b>				
LAP	LAP TIME	DIFF	MPH	TIME OF DAY
1 -	2:14.099	5.508	72.26	10:43:37.618
2 -	2:12.095 (3)	3.504	73.35	10:45:49.713
3 -	2:10.619 (2)	2.028	74.18	10:48:00.332
4 -	<b>2:08.591 (1)</b>		<b>75.35</b>	<b>10:50:08.923</b>

<b>P17 70 Andrew Burd</b>				
LAP	LAP TIME	DIFF	MPH	TIME OF DAY

Weather / Track : Cloudy / Damp

Oulton Park International  
Circuit Length = 2.6917 miles  
Start: 10:38 Flag 10:49 End: 10:50



# Caterham Raceday - Oulton Park - 19th September 2015

## GQ Caterham Academy - Green Group

### QUALIFYING -RACE 9 - LAP ANALYSIS

DIFF = Difference To Personal Best Lap

1 -	2:16.358	7.104	71.06	10:43:40.822
2 -	2:10.384 (3)	1.130	74.32	10:45:51.206
3 -	<b>2:09.254 (1)</b>		<b>74.97</b>	<b>10:48:00.460</b>
4 -	2:09.738 (2)	0.484	74.69	10:50:10.198

#### P18 99 Paul Maley

LAP	LAP TIME	DIFF	MPH	TIME OF DAY
1 -	2:11.709 (2)	0.069	73.57	10:43:54.800
2 -	<b>2:11.640 (1)</b>		<b>73.61</b>	<b>10:46:06.440</b>
3 -	2:18.704	7.064	69.86	10:48:25.144
4 -	2:16.612 (3)	4.972	70.93	10:50:41.756

#### P19 61 Adrian Poulton

LAP	LAP TIME	DIFF	MPH	TIME OF DAY
1 -	2:24.038	6.775	67.27	10:43:47.231
2 -	<b>2:17.263 (1)</b>		<b>70.59</b>	<b>10:46:04.494</b>
3 -	2:17.909 (3)	0.646	70.26	10:48:22.403
4 -	2:17.377 (2)	0.114	70.53	10:50:39.780


#### P20 60 Kerry OConnell

LAP	LAP TIME	DIFF	MPH	TIME OF DAY
1 -	2:22.058 (2)	3.437	68.21	10:44:06.747
2 -	<b>2:18.621 (1)</b>		<b>69.90</b>	<b>10:46:25.368</b>
3 -	2:44.330 P	25.709	58.96	10:49:09.698

# Caterham Raceday - Oulton Park - 19th September 2015

## GQ Caterham Academy - Green Group

### RACE 9 - GRID (15 minutes)

ROW 10	19	2:17.263	<b>61</b> Adrian Poulton	20	2:18.621	<b>60</b> Kerry OConnell
ROW 9	17	2:09.254	<b>70</b> Andrew Burd	18	2:11.640	<b>99</b> Paul Maley
ROW 8	15	2:08.364	<b>6</b> Nick Vince	16	2:08.591	<b>2</b> Thomas Munk
ROW 7	13	2:07.525	<b>27</b> Barn Geib	14	2:07.729	<b>50</b> Greg Hyatt
ROW 6	11	2:06.838	<b>35</b> Peter Reynolds	12	2:07.170	<b>3</b> Sarah Porter
ROW 5	9	2:06.202	<b>13</b> Julian (Bob) Willis	10	2:06.636	<b>77</b> Andy Larholt
ROW 4	7	2:05.350	<b>69</b> Jon Curry	8	2:05.944	<b>8</b> Simon Sharrock
ROW 3	5	2:04.813	<b>10</b> David Bevan	6	2:05.304	<b>24</b> Rob Yates
ROW 2	3	2:04.257	<b>74</b> Rob Watts	4	2:04.685	<b>21</b> Rui Ferreira
ROW 1	1	2:03.171	<b>29</b> William Lloyd	2	2:04.098	<b>22</b> Kieran McAleer
<b>Pole</b>						
						

Oulton Park International  
Circuit Length = 2.6917 miles

These results are provisional until the conclusion of any judicial and technical matters.

Clerk Of Course :	Timekeeper :
-------------------	--------------

Results can be found at [www.tsl-timing.com](http://www.tsl-timing.com)

Printed - 10:52 Saturday, 19 September 2015



# Caterham Raceday - Oulton Park - 19th September 2015

## GQ Caterham Academy - White Group

### RACE 5 - CLASSIFICATION

POS	NO	NAME	ENTRY	LAPS	TIME	GAP	DIFF	MPH	BEST	ON
1	55	Russ Olivant	Caterham Academy	6	15:21.991			63.06	<b>2:03.009</b>	6
2	11	Andrew Perry	Caterham Academy	6	15:26.029	<b>4.038</b>	4.038	62.78	<b>2:03.294</b>	6
3	88	Daniel Quintero	Caterham Academy	6	15:26.854	<b>4.863</b>	0.825	62.73	<b>2:04.209</b>	5
4	65	Simon Throw	Caterham Academy	6	15:30.424	<b>8.433</b>	3.570	62.49	<b>2:04.691</b>	4
5	71	Alan Cooper	Caterham Academy	6	15:33.001	<b>11.010</b>	2.577	62.31	<b>2:04.726</b>	6
6	5	Chris Aubrey	Caterham Academy	6	15:33.695	<b>11.704</b>	0.694	62.27	<b>2:04.818</b>	6
7	33	Mark Jones	Caterham Academy	6	15:42.227	<b>20.236</b>	8.532	61.70	<b>2:07.517</b>	6
8	82	Lee Collins	Caterham Academy	6	15:42.302	<b>20.311</b>	0.075	61.70	<b>2:03.935</b>	4
9	53	Matthew Welch	Caterham Academy	6	15:42.948	<b>20.957</b>	0.646	61.66	<b>2:06.929</b>	6
10	42	Conrad Quilty-Harper	Caterham Academy	6	15:46.512	<b>24.521</b>	3.564	61.42	<b>2:09.281</b>	4
11	14	Gary Foord	Caterham Academy	6	15:53.752	<b>31.761</b>	7.240	60.96	<b>2:09.946</b>	4
12	18	David Bengis	Caterham Academy	6	15:54.315	<b>32.324</b>	0.563	60.92	<b>2:09.232</b>	4
13	19	Sunil Jain	Caterham Academy	6	16:08.545	<b>46.554</b>	14.230	60.03	<b>2:13.708</b>	5
14	16	Samantha McPartland	Caterham Academy	6	16:39.828	<b>1:17.837</b>	31.283	58.15	<b>2:07.892</b>	4
15	86	Thomas Crompton	Caterham Academy	6	16:53.453	<b>1:31.462</b>	13.625	57.37	<b>2:07.382</b>	4

NOT CLASSIFIED

DNF	17	Daniel Bremner	Caterham Academy	0						
DNF	9	Daniel Martin	Caterham Academy	0						
DNF	23	Adarsh Radia	Caterham Academy	0						

FASTEST LAP

55	Russ Olivant	Caterham Academy	6	2:03.009	78.77 mph	126.78 kph
----	--------------	------------------	---	----------	-----------	------------

Weather / Track : Bright / Dry

These results are provisional until the conclusion of any judicial and technical matters.

Oulton Park International

Circuit Length = 2.6917 miles

Start: 14:41 Flag 14:56 End: 14:58

Clerk Of Course :

Timekeeper :

# Caterham Raceday - Oulton Park - 19th September 2015

## GQ Caterham Academy - White Group

### RACE 5 - LAP CHART

LAP 1 @ 14:43:39.380			LAP 2 @ 14:46:57.181			LAP 3 @ 14:50:27.439			LAP 4 @ 14:52:33.142			LAP 5 @ 14:54:36.904		
NO	BEHIND	LAP TIME	NO	BEHIND	LAP TIME	NO	BEHIND	LAP TIME	NO	BEHIND	LAP TIME	NO	BEHIND	LAP TIME
<b>71</b>		2:21.458	<b>71</b>		3:17.801	<b>71</b>		3:30.258	<b>88</b>		2:05.328	<b>55</b>		2:03.556
<b>88</b>	1.114	2:22.572	<b>88</b>	0.498	3:17.185	<b>88</b>	0.375	3:30.135	<b>55</b>	0.206	2:03.446	<b>88</b>	0.447	2:04.209
<b>11</b>	1.915	2:23.373	<b>11</b>	1.093	3:16.979	<b>11</b>	0.889	3:30.054	<b>71</b>	1.251	2:06.954	<b>11</b>	3.753	2:06.177
<b>55</b>	2.572	2:24.030	<b>55</b>	2.149	3:17.378	<b>55</b>	2.463	3:30.572	<b>11</b>	1.338	2:06.152	<b>65</b>	5.179	2:05.837
<b>82</b>	2.952	2:24.410	<b>82</b>	3.065	3:17.914	<b>82</b>	3.375	3:30.568	<b>82</b>	1.607	2:03.935	<b>71</b>	9.293	2:11.804
<b>65</b>	3.955	2:25.413	<b>65</b>	3.810	3:17.656	<b>65</b>	4.116	3:30.564	<b>65</b>	3.104	2:04.691	<b>5</b>	9.895	2:08.018
<b>5</b>	4.549	2:26.007	<b>5</b>	4.465	3:17.717	<b>5</b>	5.497	3:31.290	<b>5</b>	5.639	2:05.845	<b>33</b>	15.728	2:08.658
<b>42</b>	5.439	2:26.897	<b>42</b>	5.211	3:17.573	<b>42</b>	6.547	3:31.594	<b>42</b>	10.125	2:09.281	<b>53</b>	17.037	2:09.636
<b>53</b>	6.426	2:27.884	<b>53</b>	6.224	3:17.599	<b>53</b>	7.771	3:31.805	<b>33</b>	10.832	2:08.125	<b>42</b>	17.172	2:10.809
<b>33</b>	6.906	2:28.364	<b>33</b>	7.138	3:18.033	<b>33</b>	8.410	3:31.530	<b>53</b>	11.163	2:09.095	<b>82</b>	17.336	2:19.491
<b>14</b>	7.791	2:29.249	<b>14</b>	8.210	3:18.220	<b>14</b>	9.981	3:32.029	<b>86</b>	12.598	2:07.382	<b>86</b>	17.868	2:09.032
<b>86</b>	8.587	2:30.045	<b>86</b>	9.841	3:19.055	<b>86</b>	10.919	3:31.336	<b>14</b>	14.224	2:09.946	<b>14</b>	23.212	2:12.750
<b>16</b>	9.712	2:31.170	<b>16</b>	11.153	3:19.242	<b>16</b>	12.515	3:31.620	<b>16</b>	14.704	2:07.892	<b>18</b>	23.966	2:09.818
<b>18</b>	10.373	2:31.831	<b>18</b>	12.694	3:20.122	<b>18</b>	14.381	3:31.945	<b>18</b>	17.910	2:09.232	<b>16</b>	28.455	2:17.513
<b>19</b>	11.045	2:32.503	<b>19</b>	13.639	3:20.395	<b>19</b>	14.970	3:31.589	<b>19</b>	24.513	2:15.246	<b>19</b>	34.459	2:13.708

Weather / Track : Bright / Dry

Oulton Park International  
 Circuit Length = 2.6917 miles  
 Start: 14:41 Flag 14:56 End: 14:58

# Caterham Raceday - Oulton Park - 19th September 2015

## GQ Caterham Academy - White Group

### RACE 5 - LAP CHART

**LAP 6** @ 14:56:39.913

NO	BEHIND	LAP TIME
55		2:03.009
11	4.038	2:03.294
88	4.863	2:07.425
65	8.433	2:06.263
71	11.010	2:04.726
5	11.704	2:04.818
33	20.236	2:07.517
82	20.311	2:05.984
53	20.957	2:06.929
42	24.521	2:10.358
14	31.761	2:11.558
18	32.324	2:11.367
19	46.554	2:15.104
16	1:17.837	2:52.391
86	1:31.462	3:16.603

Weather / Track : Bright / Dry

Results can be found at [www.tsl-timing.com](http://www.tsl-timing.com)

Page 2 of 2

Oulton Park International  
Circuit Length = 2.6917 miles  
Start: 14:41 Flag 14:56 End: 14:58

Printed - 14:59 Saturday, 19 September 2015

# Caterham Raceday - Oulton Park - 19th September 2015

## GQ Caterham Academy - White Group

### RACE 5 - LAP ANALYSIS

DIFF = Difference To Personal Best Lap

P1 55 Russ Olivant				
LAP	LAP TIME	DIFF	MPH	TIME OF DAY
1 -	2:24.030	21.021	67.28	14:43:41.952
2 -	3:17.378	1:14.369	49.09	14:46:59.330
3 -	3:30.572	1:27.563	46.01	14:50:29.902
4 -	2:03.446 (2)	0.437	78.49	14:52:33.348
5 -	2:03.556 (3)	0.547	78.42	14:54:36.904
6 -	2:03.009 (1)		78.77	14:56:39.913

P2 11 Andrew Perry				
LAP	LAP TIME	DIFF	MPH	TIME OF DAY
1 -	2:23.373	20.079	67.58	14:43:41.295
2 -	3:16.979	1:13.685	49.19	14:46:58.274
3 -	3:30.054	1:26.760	46.13	14:50:28.328
4 -	2:06.152 (2)	2.858	76.81	14:52:34.480
5 -	2:06.177 (3)	2.883	76.80	14:54:40.657
6 -	2:03.294 (1)		78.59	14:56:43.951

P3 88 Daniel Quintero				
LAP	LAP TIME	DIFF	MPH	TIME OF DAY
1 -	2:22.572	18.363	67.96	14:43:40.494
2 -	3:17.185	1:12.976	49.14	14:46:57.679
3 -	3:30.135	1:25.926	46.11	14:50:27.814
4 -	2:05.328 (2)	1.119	77.32	14:52:33.142
5 -	2:04.209 (1)		78.01	14:54:37.351
6 -	2:07.425 (3)	3.216	76.04	14:56:44.776

P4 65 Simon Throw				
LAP	LAP TIME	DIFF	MPH	TIME OF DAY
1 -	2:25.413	20.722	66.64	14:43:43.335
2 -	3:17.656	1:12.965	49.02	14:47:00.991
3 -	3:30.564	1:25.873	46.02	14:50:31.555
4 -	2:04.691 (1)		77.71	14:52:36.246
5 -	2:05.837 (2)	1.146	77.00	14:54:42.083
6 -	2:06.263 (3)	1.572	76.74	14:56:48.346

P5 71 Alan Cooper				
LAP	LAP TIME	DIFF	MPH	TIME OF DAY
1 -	2:21.458	16.732	68.50	14:43:39.380
2 -	3:17.801	1:13.075	48.99	14:46:57.181
3 -	3:30.258	1:25.532	46.08	14:50:27.439
4 -	2:06.954 (2)	2.228	76.33	14:52:34.393
5 -	2:11.804 (3)	7.078	73.52	14:54:46.197
6 -	2:04.726 (1)		77.69	14:56:50.923

P6 5 Chris Aubrey				
LAP	LAP TIME	DIFF	MPH	TIME OF DAY
1 -	2:26.007	21.189	66.36	14:43:43.929
2 -	3:17.717	1:12.899	49.01	14:47:01.646
3 -	3:31.290	1:26.472	45.86	14:50:32.936
4 -	2:05.845 (2)	1.027	77.00	14:52:38.781
5 -	2:08.018 (3)	3.200	75.69	14:54:46.799
6 -	2:04.818 (1)		77.63	14:56:51.617

P7 33 Mark Jones				
LAP	LAP TIME	DIFF	MPH	TIME OF DAY
1 -	2:28.364	20.847	65.31	14:43:46.286
2 -	3:18.033	1:10.516	48.93	14:47:04.319

DIFF = Difference To Personal Best Lap

3 -	3:31.530	1:24.013	45.81	14:50:35.849
4 -	2:08.125 (2)	0.608	75.63	14:52:43.974
5 -	2:08.658 (3)	1.141	75.31	14:54:52.632
6 -	2:07.517 (1)		75.99	14:57:00.149

P8 82 Lee Collins				
LAP	LAP TIME	DIFF	MPH	TIME OF DAY
1 -	2:24.410	20.475	67.10	14:43:42.332
2 -	3:17.914	1:13.979	48.96	14:47:00.246
3 -	3:30.568	1:26.633	46.02	14:50:30.814
4 -	2:03.935 (1)		78.18	14:52:34.749
5 -	2:19.491 (3)	15.556	69.46	14:54:54.240
6 -	2:05.984 (2)	2.049	76.91	14:57:00.224

P9 53 Matthew Welch				
LAP	LAP TIME	DIFF	MPH	TIME OF DAY
1 -	2:27.884	20.955	65.52	14:43:45.806
2 -	3:17.599	1:10.670	49.04	14:47:03.405
3 -	3:31.805	1:24.876	45.75	14:50:35.210
4 -	2:09.095 (2)	2.166	75.06	14:52:44.305
5 -	2:09.636 (3)	2.707	74.75	14:54:53.941
6 -	2:06.929 (1)		76.34	14:57:00.870

P10 42 Conrad Quilty-Harper				
LAP	LAP TIME	DIFF	MPH	TIME OF DAY
1 -	2:26.897	17.616	65.96	14:43:44.819
2 -	3:17.573	1:08.292	49.04	14:47:02.392
3 -	3:31.594	1:22.313	45.79	14:50:33.986
4 -	2:09.281 (1)		74.95	14:52:43.267
5 -	2:10.809 (3)	1.528	74.08	14:54:54.076
6 -	2:10.358 (2)	1.077	74.33	14:57:04.434

P11 14 Gary Foord				
LAP	LAP TIME	DIFF	MPH	TIME OF DAY
1 -	2:29.249	19.303	64.92	14:43:47.171
2 -	3:18.220	1:08.274	48.88	14:47:05.391
3 -	3:32.029	1:22.083	45.70	14:50:37.420
4 -	2:09.946 (1)		74.57	14:52:47.366
5 -	2:12.750 (3)	2.804	72.99	14:55:00.116
6 -	2:11.558 (2)	1.612	73.65	14:57:11.674

P12 18 David Bengis				
LAP	LAP TIME	DIFF	MPH	TIME OF DAY
1 -	2:31.831	22.599	63.82	14:43:49.753
2 -	3:20.122	1:10.890	48.42	14:47:09.875
3 -	3:31.945	1:22.713	45.72	14:50:41.820
4 -	2:09.232 (1)		74.98	14:52:51.052
5 -	2:09.818 (2)	0.586	74.64	14:55:00.870
6 -	2:11.367 (3)	2.135	73.76	14:57:12.237

P13 19 Sunil Jain				
LAP	LAP TIME	DIFF	MPH	TIME OF DAY
1 -	2:32.503	18.795	63.54	14:43:50.425
2 -	3:20.395	1:06.687	48.35	14:47:10.820
3 -	3:31.589	1:17.881	45.79	14:50:42.409
4 -	2:15.246 (3)	1.538	71.65	14:52:57.655
5 -	2:13.708 (1)		72.47	14:55:11.363
6 -	2:15.104 (2)	1.396	71.72	14:57:26.467

Weather / Track : Bright / Dry

Oulton Park International  
Circuit Length = 2.6917 miles  
Start: 14:41 Flag 14:56 End: 14:58

# Caterham Raceday - Oulton Park - 19th September 2015

## GQ Caterham Academy - White Group

### RACE 5 - LAP ANALYSIS

DIFF = Difference To Personal Best Lap

<b>P14 16 Samantha McPartland</b>				
LAP	LAP TIME	DIFF	MPH	TIME OF DAY
1 -	2:31.170 (3)	23.278	64.10	14:43:49.092
2 -	3:19.242	1:11.350	48.63	14:47:08.334
3 -	3:31.620	1:23.728	45.79	14:50:39.954
4 -	<b>2:07.892 (1)</b>		<b>75.77</b>	<b>14:52:47.846</b>
5 -	2:17.513 (2)	9.621	70.46	14:55:05.359
6 -	2:52.391	44.499	56.21	14:57:57.750

<b>P15 86 Thomas Crompton</b>				
LAP	LAP TIME	DIFF	MPH	TIME OF DAY
1 -	2:30.045 (3)	22.663	64.58	14:43:47.967
2 -	3:19.055	1:11.673	48.68	14:47:07.022
3 -	3:31.336	1:23.954	45.85	14:50:38.358
4 -	<b>2:07.382 (1)</b>		<b>76.07</b>	<b>14:52:45.740</b>
5 -	2:09.032 (2)	1.650	75.10	14:54:54.772
6 -	3:16.603	1:09.221	49.28	14:58:11.375

# Caterham Raceday - Oulton Park - 19th September 2015



## GQ Caterham Academy - Green Group

### RACE 9 - CLASSIFICATION

POS	NO	NAME	ENTRY	LAPS	TIME	GAP	DIFF	MPH	BEST	ON
1	29	William Lloyd	Caterham Academy	8	16:33.835			78.00	<b>2:02.500</b>	5
2	21	Rui Ferreira	Caterham Academy	8	16:37.982	<b>4.147</b>	4.147	77.67	<b>2:02.604</b>	5
3	24	Rob Yates	Caterham Academy	8	16:38.680	<b>4.845</b>	0.698	77.62	<b>2:02.882</b>	8
4	69	Jon Curry	Caterham Academy	8	16:58.089	<b>24.254</b>	19.409	76.14	<b>2:05.306</b>	3
5	74	Rob Watts	Caterham Academy	8	16:58.412	<b>24.577</b>	0.323	76.12	<b>2:02.991</b>	6
6	8	Simon Sharrock	Caterham Academy	8	17:03.703	<b>29.868</b>	5.291	75.72	<b>2:05.392</b>	3
7	77	Andy Larholt	Caterham Academy	8	17:10.063	<b>36.228</b>	6.360	75.26	<b>2:04.685</b>	3
8	50	Greg Hyatt	Caterham Academy	8	17:16.485	<b>42.650</b>	6.422	74.79	<b>2:06.543</b>	5
9	3	Sarah Porter	Caterham Academy	8	17:16.922	<b>43.087</b>	0.437	74.76	<b>2:06.844</b>	5
10	27	Barn Geib	Caterham Academy	8	17:21.668	<b>47.833</b>	4.746	74.42	<b>2:06.455</b>	4
11	10	David Bevan	Caterham Academy	8	17:23.337	<b>49.502</b>	1.669	74.30	<b>2:04.506</b>	4
12	6	Nick Vince	Caterham Academy	8	17:30.494	<b>56.659</b>	7.157	73.79	<b>2:07.043</b>	4
13	13	Julian (Bob) Willis	Caterham Academy	8	17:31.963	<b>58.128</b>	1.469	73.69	<b>2:04.893</b>	3
14	35	Peter Reynolds	Caterham Academy	8	17:33.768	<b>59.933</b>	1.805	73.56	<b>2:06.379</b>	8
15	99	Paul Maley	Caterham Academy	8	17:36.956	<b>1:03.121</b>	3.188	73.34	<b>2:07.622</b>	6
16	70	Andrew Burd	Caterham Academy	8	17:47.188	<b>1:13.353</b>	10.232	72.64	<b>2:06.601</b>	4
17	61	Adrian Poulton	Caterham Academy	8	17:56.200	<b>1:22.365</b>	9.012	72.03	<b>2:07.022</b>	4
18	60	Kerry OConnell	Caterham Academy	8	19:14.519	<b>2:40.684</b>	1:18.319	67.14	<b>2:17.067</b>	6

NOT CLASSIFIED

DNF	22	Kieran McAleer	Caterham Academy	6	12:46.728	<b>2 Laps</b>	2 Laps	75.83	<b>2:02.803</b>	6
DNF	2	Thomas Munk	Caterham Academy	2	4:27.146	<b>6 Laps</b>	4 Laps	72.54	<b>2:08.218</b>	2

FASTEST LAP

	29	William Lloyd	Caterham Academy	5	2:02.500			79.10 mph		127.30 kph
--	----	---------------	------------------	---	----------	--	--	-----------	--	------------

Weather / Track : Cloudy / Dry

These results are provisional until the conclusion of any judicial and technical matters.

Oulton Park International

Circuit Length = 2.6917 miles

Start: 17:04 Flag 17:20 End: 17:23

Clerk Of Course :	Timekeeper :
-------------------	--------------

Results can be found at [www.tsl-timing.com](http://www.tsl-timing.com)

Printed - 17:24 Saturday, 19 September 2015





# Caterham Raceday - Oulton Park - 19th September 2015

## GQ Caterham Academy - Green Group

### RACE 9 - LAP CHART

LAP 1 @ 17:06:35.593			LAP 2 @ 17:08:40.030			LAP 3 @ 17:10:43.390			LAP 4 @ 17:12:46.050			LAP 5 @ 17:14:48.654		
NO	BEHIND	LAP TIME	NO	BEHIND	LAP TIME	NO	BEHIND	LAP TIME	NO	BEHIND	LAP TIME	NO	BEHIND	LAP TIME
21		2:09.748	29		2:04.292	21		2:03.285	21		2:02.660	21		2:02.604
29	0.145	2:09.893	21	0.075	2:04.512	29	0.522	2:03.882	29	0.412	2:02.550	29	0.308	2:02.500
24	3.426	2:13.174	24	2.471	2:03.482	24	2.352	2:03.241	24	2.998	2:03.306	24	4.218	2:03.824
69	4.521	2:14.269	69	5.884	2:05.800	69	7.830	2:05.306	69	11.333	2:06.163	69	15.400	2:06.671
8	4.741	2:14.489	8	6.737	2:06.433	13	8.426	2:04.893	13	11.928	2:06.162	8	15.522	2:06.097
13	5.695	2:15.443	13	6.893	2:05.635	8	8.769	2:05.392	8	12.029	2:05.920	77	16.219	2:05.402
77	8.027	2:17.775	77	9.508	2:05.918	77	10.833	2:04.685	77	13.421	2:05.248	13	17.232	2:07.908
2	9.180	2:18.928	2	12.961	2:08.218	22	18.465	2:06.212	22	19.634	2:03.829	22	21.116	2:04.086
50	9.787	2:19.535	50	13.300	2:07.950	50	18.861	2:08.921	74	21.662	2:03.092	74	22.367	2:03.309
3	9.990	2:19.738	3	13.599	2:08.046	3	19.316	2:09.077	50	23.297	2:07.096	50	27.236	2:06.543
61	10.583	2:20.331	74	14.108	2:06.800	61	20.830	2:09.207	3	23.821	2:07.165	3	28.061	2:06.844
10	11.220	2:20.968	61	14.983	2:08.837	74	21.230	2:10.482	61	25.192	2:07.022	61	31.469	2:08.881
74	11.745	2:21.493	35	15.103	2:07.605	70	21.712	2:09.235	70	25.653	2:06.601	70	31.715	2:08.666
35	11.935	2:21.683	22	15.613	2:06.366	27	22.491	2:08.557	27	26.286	2:06.455	27	32.351	2:08.669
27	13.250	2:22.998	70	15.837	2:06.844	99	25.039	2:08.958	99	30.577	2:08.198	6	37.237	2:08.843
70	13.430	2:23.178	27	17.294	2:08.481	6	26.615	2:09.770	6	30.998	2:07.043	10	42.251	2:05.482
22	13.684	2:23.432	99	19.441	2:08.662	10	37.527	2:08.022	10	39.373	2:04.506	99	45.212	2:17.239
99	15.216	2:24.964	6	20.205	2:08.727	35	37.908	2:26.165	35	44.064	2:08.816	35	49.460	2:08.000
6	15.915	2:25.663	10	32.865	2:26.082	60	57.576	2:24.094	60	1:16.240	2:21.324	60	1:31.061	2:17.425
60	20.867	2:30.615	60	36.842	2:20.412									

Weather / Track : Cloudy / Dry

# Caterham Raceday - Oulton Park - 19th September 2015

## GQ Caterham Academy - Green Group

### RACE 9 - LAP CHART

LAP 6 @ 17:16:51.936			LAP 7 @ 17:18:55.045			LAP 8 @ 17:20:59.680		
NO	BEHIND	LAP TIME	NO	BEHIND	LAP TIME	NO	BEHIND	LAP TIME
21		2:03.282	21		2:03.109	29		2:04.252
29	0.163	2:03.137	29	0.383	2:03.329	21	4.147	2:08.782
24	5.272	2:04.336	24	6.598	2:04.435	24	4.845	2:02.882
69	18.201	2:06.083	69	21.994	2:06.902	69	24.254	2:06.895
8	18.436	2:06.196	77	23.792	2:08.298	74	24.577	2:03.627
77	18.603	2:05.666	74	25.585	2:06.618	8	29.868	2:07.196
13	19.352	2:05.402	13	26.229	2:09.986	77	36.228	2:17.071
22	20.637	2:02.803	8	27.307	2:11.980	50	42.650	2:08.824
74	22.076	2:02.991	50	38.461	2:10.394	3	43.087	2:08.652
50	31.176	2:07.222	3	39.070	2:10.513	27	47.833	2:07.344
3	31.666	2:06.887	27	45.124	2:10.123	10	49.502	2:04.958
27	38.110	2:09.041	10	49.179	2:07.016	6	56.659	2:09.736
70	41.288	2:12.855	6	51.558	2:12.102	13	58.128	2:36.534
6	42.565	2:08.610	99	57.275	2:10.832	35	59.933	2:06.379
10	45.272	2:06.303	35	58.189	2:08.081	99	1:03.121	2:10.481
61	47.520	2:19.333	61	59.413	2:15.002	70	1:13.353	2:09.852
99	49.552	2:07.622	70	1:08.136	2:29.957	61	1:22.365	2:27.587
35	53.217	2:07.039	60	2:02.968	2:21.231	60	2:40.684	2:42.351 P
60	1:44.846	2:17.067						

Weather / Track : Cloudy / Dry

Results can be found at [www.tsl-timing.com](http://www.tsl-timing.com)

Page 2 of 2

Oulton Park International  
Circuit Length = 2.6917 miles  
Start: 17:04 Flag 17:20 End: 17:23

Printed - 17:25 Saturday, 19 September 2015

# Caterham Raceday - Oulton Park - 19th September 2015

## GQ Caterham Academy - Green Group

### RACE 9 - LAP ANALYSIS

DIFF = Difference To Personal Best Lap

<b>P1 29 William Lloyd</b>				
LAP	LAP TIME	DIFF	MPH	TIME OF DAY
1 -	2:09.893	7.393	74.60	17:06:35.738
2 -	2:04.292	1.792	77.96	17:08:40.030
3 -	2:03.882	1.382	78.22	17:10:43.912
4 -	2:02.550 (2)	0.050	79.07	17:12:46.462
5 -	<b>2:02.500 (1)</b>		<b>79.10</b>	<b>17:14:48.962</b>
6 -	2:03.137 (3)	0.637	78.69	17:16:52.099
7 -	2:03.329	0.829	78.57	17:18:55.428
8 -	2:04.252	1.752	77.98	17:20:59.680

<b>P2 21 Rui Ferreira</b>				
LAP	LAP TIME	DIFF	MPH	TIME OF DAY
1 -	2:09.748	7.144	74.68	17:06:35.593
2 -	2:04.512	1.908	77.82	17:08:40.105
3 -	2:03.285	0.681	78.60	17:10:43.390
4 -	2:02.660 (2)	0.056	79.00	17:12:46.050
5 -	<b>2:02.604 (1)</b>		<b>79.03</b>	<b>17:14:48.654</b>
6 -	2:03.282	0.678	78.60	17:16:51.936
7 -	2:03.109 (3)	0.505	78.71	17:18:55.045
8 -	2:08.782	6.178	75.24	17:21:03.827

<b>P3 24 Rob Yates</b>				
LAP	LAP TIME	DIFF	MPH	TIME OF DAY
1 -	2:13.174	10.292	72.76	17:06:39.019
2 -	2:03.482	0.600	78.47	17:08:42.501
3 -	2:03.241 (2)	0.359	78.62	17:10:45.742
4 -	2:03.306 (3)	0.424	78.58	17:12:49.048
5 -	2:03.824	0.942	78.25	17:14:52.872
6 -	2:04.336	1.454	77.93	17:16:57.208
7 -	2:04.435	1.553	77.87	17:19:01.643
8 -	<b>2:02.882 (1)</b>		<b>78.85</b>	<b>17:21:04.525</b>

<b>P4 69 Jon Curry</b>				
LAP	LAP TIME	DIFF	MPH	TIME OF DAY
1 -	2:14.269	8.963	72.17	17:06:40.114
2 -	2:05.800 (2)	0.494	77.03	17:08:45.914
3 -	<b>2:05.306 (1)</b>		<b>77.33</b>	<b>17:10:51.220</b>
4 -	2:06.163	0.857	76.80	17:12:57.383
5 -	2:06.671	1.365	76.50	17:15:04.054
6 -	2:06.083 (3)	0.777	76.85	17:17:10.137
7 -	2:06.902	1.596	76.36	17:19:17.039
8 -	2:06.895	1.589	76.36	17:21:23.934

<b>P5 74 Rob Watts</b>				
LAP	LAP TIME	DIFF	MPH	TIME OF DAY
1 -	2:21.493	18.502	68.48	17:06:47.338
2 -	2:06.800	3.809	76.42	17:08:54.138
3 -	2:10.482	7.491	74.26	17:11:04.620
4 -	2:03.092 (2)	0.101	78.72	17:13:07.712
5 -	2:03.309 (3)	0.318	78.58	17:15:11.021
6 -	<b>2:02.991 (1)</b>		<b>78.78</b>	<b>17:17:14.012</b>
7 -	2:06.618	3.627	76.53	17:19:20.630
8 -	2:03.627	0.636	78.38	17:21:24.257

<b>P6 8 Simon Sharrock</b>				
LAP	LAP TIME	DIFF	MPH	TIME OF DAY
1 -	2:14.489	9.097	72.05	17:06:40.334
2 -	2:06.433	1.041	76.64	17:08:46.767

DIFF = Difference To Personal Best Lap

3 -	<b>2:05.392 (1)</b>		<b>77.28</b>	<b>17:10:52.159</b>
4 -	2:05.920 (2)	0.528	76.95	17:12:58.079
5 -	2:06.097 (3)	0.705	76.84	17:15:04.176
6 -	2:06.196	0.804	76.78	17:17:10.372
7 -	2:11.980	6.588	73.42	17:19:22.352
8 -	2:07.196	1.804	76.18	17:21:29.548

<b>P7 77 Andy Larholt</b>				
LAP	LAP TIME	DIFF	MPH	TIME OF DAY
1 -	2:17.775	13.090	70.33	17:06:43.620
2 -	2:05.918	1.233	76.95	17:08:49.538
3 -	<b>2:04.685 (1)</b>		<b>77.71</b>	<b>17:10:54.223</b>
4 -	2:05.248 (2)	0.563	77.36	17:12:59.471
5 -	2:05.402 (3)	0.717	77.27	17:15:04.873
6 -	2:05.666	0.981	77.11	17:17:10.539
7 -	2:08.298	3.613	75.53	17:19:18.837
8 -	2:17.071	12.386	70.69	17:21:35.908

<b>P8 50 Greg Hyatt</b>				
LAP	LAP TIME	DIFF	MPH	TIME OF DAY
1 -	2:19.535	12.992	69.44	17:06:45.380
2 -	2:07.950	1.407	75.73	17:08:53.330
3 -	2:08.921	2.378	75.16	17:11:02.251
4 -	2:07.096 (2)	0.553	76.24	17:13:09.347
5 -	<b>2:06.543 (1)</b>		<b>76.57</b>	<b>17:15:15.890</b>
6 -	2:07.222 (3)	0.679	76.16	17:17:23.112
7 -	2:10.394	3.851	74.31	17:19:33.506
8 -	2:08.824	2.281	75.22	17:21:42.330

<b>P9 3 Sarah Porter</b>				
LAP	LAP TIME	DIFF	MPH	TIME OF DAY
1 -	2:19.738	12.894	69.34	17:06:45.583
2 -	2:08.046	1.202	75.67	17:08:53.629
3 -	2:09.077	2.233	75.07	17:11:02.706
4 -	2:07.165 (3)	0.321	76.20	17:13:09.871
5 -	<b>2:06.844 (1)</b>		<b>76.39</b>	<b>17:15:16.715</b>
6 -	2:06.887 (2)	0.043	76.37	17:17:23.602
7 -	2:10.513	3.669	74.24	17:19:34.115
8 -	2:08.652	1.808	75.32	17:21:42.767

<b>P10 27 Barn Geib</b>				
LAP	LAP TIME	DIFF	MPH	TIME OF DAY
1 -	2:22.998	16.543	67.76	17:06:48.843
2 -	2:08.481 (3)	2.026	75.42	17:08:57.324
3 -	2:08.557	2.102	75.37	17:11:05.881
4 -	<b>2:06.455 (1)</b>		<b>76.63</b>	<b>17:13:12.336</b>
5 -	2:08.669	2.214	75.31	17:15:21.005
6 -	2:09.041	2.586	75.09	17:17:30.046
7 -	2:10.123	3.668	74.47	17:19:40.169
8 -	2:07.344 (2)	0.889	76.09	17:21:47.513

<b>P11 10 David Bevan</b>				
LAP	LAP TIME	DIFF	MPH	TIME OF DAY
1 -	2:20.968	16.462	68.74	17:06:46.813
2 -	2:26.082	21.576	66.33	17:09:12.895
3 -	2:08.022	3.516	75.69	17:11:20.917
4 -	<b>2:04.506 (1)</b>		<b>77.83</b>	<b>17:13:25.423</b>
5 -	2:05.482 (3)	0.976	77.22	17:15:30.905
6 -	2:06.303	1.797	76.72	17:17:37.208
7 -	2:07.016	2.510	76.29	17:19:44.224

Oulton Park International  
Circuit Length = 2.6917 miles  
Start: 17:04 Flag 17:20 End: 17:23

Weather / Track : Cloudy / Dry

# Caterham Raceday - Oulton Park - 19th September 2015

## GQ Caterham Academy - Green Group

### RACE 9 - LAP ANALYSIS

DIFF = Difference To Personal Best Lap

8 - 2:04.958 (2) 0.452 77.54 17:21:49.182

#### P12 6 Nick Vince

LAP	LAP TIME	DIFF	MPH	TIME OF DAY
1 -	2:25.663	18.620	66.52	17:06:51.508
2 -	2:08.727 (3)	1.684	75.27	17:09:00.235
3 -	2:09.770	2.727	74.67	17:11:10.005
<b>4 -</b>	<b>2:07.043 (1)</b>		<b>76.27</b>	<b>17:13:17.048</b>
5 -	2:08.843	1.800	75.21	17:15:25.891
6 -	2:08.610 (2)	1.567	75.34	17:17:34.501
7 -	2:12.102	5.059	73.35	17:19:46.603
8 -	2:09.736	2.693	74.69	17:21:56.339

#### P13 13 Julian (Bob) Willis

LAP	LAP TIME	DIFF	MPH	TIME OF DAY
1 -	2:15.443	10.550	71.54	17:06:41.288
2 -	2:05.635 (3)	0.742	77.13	17:08:46.923
<b>3 -</b>	<b>2:04.893 (1)</b>		<b>77.58</b>	<b>17:10:51.816</b>
4 -	2:06.162	1.269	76.80	17:12:57.978
5 -	2:07.908	3.015	75.76	17:15:05.886
6 -	2:05.402 (2)	0.509	77.27	17:17:11.288
7 -	2:09.986	5.093	74.54	17:19:21.274
8 -	2:36.534	31.641	61.90	17:21:57.808

#### P14 35 Peter Reynolds

LAP	LAP TIME	DIFF	MPH	TIME OF DAY
1 -	2:21.683	15.304	68.39	17:06:47.528
2 -	2:07.605 (3)	1.226	75.94	17:08:55.133
3 -	2:26.165	19.786	66.29	17:11:21.298
4 -	2:08.816	2.437	75.22	17:13:30.114
5 -	2:08.000	1.621	75.70	17:15:38.114
6 -	2:07.039 (2)	0.660	76.27	17:17:45.153
7 -	2:08.081	1.702	75.65	17:19:53.234
<b>8 -</b>	<b>2:06.379 (1)</b>		<b>76.67</b>	<b>17:21:59.613</b>

#### P15 99 Paul Maley

LAP	LAP TIME	DIFF	MPH	TIME OF DAY
1 -	2:24.964	17.342	66.84	17:06:50.809
2 -	2:08.662 (3)	1.040	75.31	17:08:59.471
3 -	2:08.958	1.336	75.14	17:11:08.429
4 -	2:08.198 (2)	0.576	75.58	17:13:16.627
5 -	2:17.239	9.617	70.60	17:15:33.866
<b>6 -</b>	<b>2:07.622 (1)</b>		<b>75.93</b>	<b>17:17:41.488</b>
7 -	2:10.832	3.210	74.06	17:19:52.320
8 -	2:10.481	2.859	74.26	17:22:02.801

#### P16 70 Andrew Burd

LAP	LAP TIME	DIFF	MPH	TIME OF DAY
1 -	2:23.178	16.577	67.68	17:06:49.023
2 -	2:06.844 (2)	0.243	76.39	17:08:55.867
3 -	2:09.235	2.634	74.98	17:11:05.102
<b>4 -</b>	<b>2:06.601 (1)</b>		<b>76.54</b>	<b>17:13:11.703</b>
5 -	2:08.666 (3)	2.065	75.31	17:15:20.369
6 -	2:12.855	6.254	72.93	17:17:33.224
7 -	2:29.957	23.356	64.62	17:20:03.181
8 -	2:09.852	3.251	74.62	17:22:13.033

DIFF = Difference To Personal Best Lap

#### P17 61 Adrian Poulton

LAP	LAP TIME	DIFF	MPH	TIME OF DAY
1 -	2:20.331	13.309	69.05	17:06:46.176
2 -	2:08.837 (2)	1.815	75.21	17:08:55.013
3 -	2:09.207	2.185	74.99	17:11:04.220
<b>4 -</b>	<b>2:07.022 (1)</b>		<b>76.28</b>	<b>17:13:11.242</b>
5 -	2:08.881 (3)	1.859	75.18	17:15:20.123
6 -	2:19.333	12.311	69.54	17:17:39.456
7 -	2:15.002	7.980	71.77	17:19:54.458
8 -	2:27.587	20.565	65.65	17:22:22.045

#### P18 60 Kerry OConnell

LAP	LAP TIME	DIFF	MPH	TIME OF DAY
1 -	2:30.615	13.548	64.33	17:06:56.460
2 -	2:20.412 (3)	3.345	69.01	17:09:16.872
3 -	2:24.094	7.027	67.25	17:11:40.966
4 -	2:21.324	4.257	68.56	17:14:02.290
5 -	2:17.425 (2)	0.358	70.51	17:16:19.715
<b>6 -</b>	<b>2:17.067 (1)</b>		<b>70.69</b>	<b>17:18:36.782</b>
7 -	2:21.231	4.164	68.61	17:20:58.013
8 -	2:42.351 P	25.284	59.68	17:23:40.364

#### P19 22 Kieran McAleer

LAP	LAP TIME	DIFF	MPH	TIME OF DAY
1 -	2:23.432	20.629	67.56	17:06:49.277
2 -	2:06.366	3.563	76.68	17:08:55.643
3 -	2:06.212	3.409	76.77	17:11:01.855
4 -	2:03.829 (2)	1.026	78.25	17:13:05.684
5 -	2:04.086 (3)	1.283	78.09	17:15:09.770
<b>6 -</b>	<b>2:02.803 (1)</b>		<b>78.91</b>	<b>17:17:12.573</b>

#### P20 2 Thomas Munk

LAP	LAP TIME	DIFF	MPH	TIME OF DAY
1 -	2:18.928 (2)	10.710	69.75	17:06:44.773
<b>2 -</b>	<b>2:08.218 (1)</b>		<b>75.57</b>	<b>17:08:52.991</b>

Weather / Track : Cloudy / Dry

Oulton Park International  
Circuit Length = 2.6917 miles  
Start: 17:04 Flag 17:20 End: 17:23



# AVON TYRES CATERHAM ROADSPORT CHAMPIONSHIP

Oulton Park International Circuit

19<sup>th</sup> September 2015



Results Provided by Timing Solutions Ltd  
[www.tsl-timing.com](http://www.tsl-timing.com)

# Caterham Raceday - Oulton Park - 19th September 2015

## Avon Tyres Caterham Roadsport Championship

### QUALIFYING -RACE 1 - CLASSIFICATION



POS	NO	NAME	ENTRY	TIME	ON	LAPS	GAP	DIFF	MPH
1	10	David Webber	Caterham Roadsport	2:01.341	3	3			79.86
2	8	Olly Wigg	Caterham Roadsport	2:01.704	3	3	0.363	0.363	79.62
3	22	Guy Hawkins	Caterham Roadsport	2:02.531	3	3	1.190	0.827	79.08
4	97	Steve McCulley	Caterham Roadsport	2:02.656	3	3	1.315	0.125	79.00
5	66	Damian Milkins	Caterham Roadsport	2:02.723	3	3	1.382	0.067	78.96
6	30	Benjamin Wigg	Caterham Roadsport	2:02.770	1	3	1.429	0.047	78.93
7	4	Anthony Barnes	Caterham Roadsport	2:03.542	3	3	2.201	0.772	78.43
8	15	Alistair Calvert	Caterham Roadsport	2:03.908	3	3	2.567	0.366	78.20
9	56	Paul Wells	Caterham Roadsport	2:04.017	3	3	2.676	0.109	78.13
10	33	Barry Moore	Caterham Roadsport	2:04.434	3	3	3.093	0.417	77.87
11	5	Peter Rimer	Caterham Roadsport	2:04.553	3	3	3.212	0.119	77.80
12	45	Andrew Johnson	Caterham Roadsport	2:04.574	3	3	3.233	0.021	77.78
13	54	Andrew Ebdon	Caterham Roadsport	2:05.392	3	3	4.051	0.818	77.28
14	2	Matthew Reeve	Caterham Roadsport	2:05.755	3	3	4.414	0.363	77.05
15	19	Donald Henshall	Caterham Roadsport	2:08.836	3	3	7.495	3.081	75.21
16	27	Ian Thompson	Caterham Roadsport	2:09.090	3	3	7.749	0.254	75.06
17	62	David Badger	Caterham Roadsport	2:11.296	1	1	9.955	2.206	73.80
18	68	Simon Baker	Caterham Roadsport	2:14.724	1	2	13.383	3.428	71.92

Weather / Track : Cloudy / Damp

These results are provisional until the conclusion of any judicial and technical matters.

Oulton Park International

Circuit Length = 2.6917 miles

Start: 09:12 Flag 00:00 End: 09:35

Clerk Of Course :

Timekeeper :

Results can be found at [www.tsl-timing.com](http://www.tsl-timing.com)

Printed - 09:36 Saturday, 19 September 2015



# Caterham Raceday - Oulton Park - 19th September 2015

## Avon Tyres Caterham Roadsport Championship

### QUALIFYING -RACE 1 - LAP ANALYSIS

DIFF = Difference To Personal Best Lap

<b>P1 10 David Webber</b>				
LAP	LAP TIME	DIFF	MPH	TIME OF DAY
1 -	2:07.675 (2)	6.334	75.89	09:16:52.599
2 -	14:57.768	12:56.427	10.79	09:31:50.367
3 -	<b>2:01.341 (1)</b>		<b>79.86</b>	<b>09:33:51.708</b>

<b>P2 8 Olly Wigg</b>				
LAP	LAP TIME	DIFF	MPH	TIME OF DAY
1 -	2:07.363 (2)	5.659	76.08	09:17:21.918
2 -	14:51.875	12:50.171	10.86	09:32:13.793
3 -	<b>2:01.704 (1)</b>		<b>79.62</b>	<b>09:34:15.497</b>

<b>P3 22 Guy Hawkins</b>				
LAP	LAP TIME	DIFF	MPH	TIME OF DAY
1 -	2:07.952 (2)	5.421	75.73	09:16:54.429
2 -	14:59.871	12:57.340	10.76	09:31:54.300
3 -	<b>2:02.531 (1)</b>		<b>79.08</b>	<b>09:33:56.831</b>

<b>P4 97 Steve McCulley</b>				
LAP	LAP TIME	DIFF	MPH	TIME OF DAY
1 -	2:07.924 (2)	5.268	75.75	09:17:25.426
2 -	14:49.023	12:46.367	10.90	09:32:14.449
3 -	<b>2:02.656 (1)</b>		<b>79.00</b>	<b>09:34:17.105</b>

<b>P5 66 Damian Milkins</b>				
LAP	LAP TIME	DIFF	MPH	TIME OF DAY
1 -	2:05.021 (2)	2.298	77.51	09:17:20.279
2 -	14:46.500	12:43.777	10.93	09:32:06.779
3 -	<b>2:02.723 (1)</b>		<b>78.96</b>	<b>09:34:09.502</b>

<b>P6 30 Benjamin Wigg</b>				
LAP	LAP TIME	DIFF	MPH	TIME OF DAY
1 -	<b>2:02.770 (1)</b>		<b>78.93</b>	<b>09:17:18.980</b>
2 -	14:53.269	12:50.499	10.84	09:32:12.249
3 -	2:03.594 (2)	0.824	78.40	09:34:15.843

<b>P7 4 Anthony Barnes</b>				
LAP	LAP TIME	DIFF	MPH	TIME OF DAY
1 -	2:06.711 (2)	3.169	76.47	09:16:52.754
2 -	14:58.887	12:55.345	10.78	09:31:51.641
3 -	<b>2:03.542 (1)</b>		<b>78.43</b>	<b>09:33:55.183</b>

<b>P8 15 Alistair Calvert</b>				
LAP	LAP TIME	DIFF	MPH	TIME OF DAY
1 -	2:07.387 (2)	3.479	76.07	09:16:51.077
2 -	14:57.743	12:53.835	10.79	09:31:48.820
3 -	<b>2:03.908 (1)</b>		<b>78.20</b>	<b>09:33:52.728</b>

<b>P9 56 Paul Wells</b>				
LAP	LAP TIME	DIFF	MPH	TIME OF DAY
1 -	2:07.429 (2)	3.412	76.04	09:17:04.602
2 -	14:59.868	12:55.851	10.76	09:32:04.470
3 -	<b>2:04.017 (1)</b>		<b>78.13</b>	<b>09:34:08.487</b>

DIFF = Difference To Personal Best Lap

<b>P10 33 Barry Moore</b>				
LAP	LAP TIME	DIFF	MPH	TIME OF DAY
1 -	2:09.233 (2)	4.799	74.98	09:17:27.546
2 -	14:47.703	12:43.269	10.91	09:32:15.249
3 -	<b>2:04.434 (1)</b>		<b>77.87</b>	<b>09:34:19.683</b>

<b>P11 5 Peter Rimer</b>				
LAP	LAP TIME	DIFF	MPH	TIME OF DAY
1 -	2:08.714 (2)	4.161	75.28	09:17:27.825
2 -	15:00.991	12:56.438	10.75	09:32:28.816
3 -	<b>2:04.553 (1)</b>		<b>77.80</b>	<b>09:34:33.369</b>

<b>P12 45 Andrew Johnson</b>				
LAP	LAP TIME	DIFF	MPH	TIME OF DAY
1 -	2:09.464 (2)	4.890	74.85	09:16:53.702
2 -	15:01.396	12:56.822	10.75	09:31:55.098
3 -	<b>2:04.574 (1)</b>		<b>77.78</b>	<b>09:33:59.672</b>

<b>P13 54 Andrew Ebdon</b>				
LAP	LAP TIME	DIFF	MPH	TIME OF DAY
1 -	2:07.710 (2)	2.318	75.87	09:17:04.167
2 -	14:57.375	12:51.983	10.79	09:32:01.542
3 -	<b>2:05.392 (1)</b>		<b>77.28</b>	<b>09:34:06.934</b>

<b>P14 2 Matthew Reeve</b>				
LAP	LAP TIME	DIFF	MPH	TIME OF DAY
1 -	2:10.834 (2)	5.079	74.06	09:17:11.710
2 -	14:50.896	12:45.141	10.87	09:32:02.606
3 -	<b>2:05.755 (1)</b>		<b>77.05</b>	<b>09:34:08.361</b>

<b>P15 19 Donald Henshall</b>				
LAP	LAP TIME	DIFF	MPH	TIME OF DAY
1 -	2:14.547 (2)	5.711	72.02	09:17:12.284
2 -	14:53.677	12:44.841	10.84	09:32:05.961
3 -	<b>2:08.836 (1)</b>		<b>75.21</b>	<b>09:34:14.797</b>

<b>P16 27 Ian Thompson</b>				
LAP	LAP TIME	DIFF	MPH	TIME OF DAY
1 -	2:13.636 (2)	4.546	72.51	09:17:14.458
2 -	14:55.480	12:46.390	10.82	09:32:09.938
3 -	<b>2:09.090 (1)</b>		<b>75.06</b>	<b>09:34:19.028</b>

<b>P17 62 David Badger</b>				
LAP	LAP TIME	DIFF	MPH	TIME OF DAY
1 -	<b>2:11.296 (1)</b>		<b>73.80</b>	<b>09:17:17.343</b>

<b>P18 68 Simon Baker</b>				
LAP	LAP TIME	DIFF	MPH	TIME OF DAY
1 -	<b>2:14.724 (1)</b>		<b>71.92</b>	<b>09:17:16.702</b>
2 -	15:03.214	12:48.490	10.72	09:32:19.916

Weather / Track : Cloudy / Damp

Results can be found at [www.tsl-timing.com](http://www.tsl-timing.com)

Oulton Park International  
Circuit Length = 2.6917 miles  
Start: 09:12 Flag 00:00 End: 09:35

Printed - 09:37 Saturday, 19 September 2015

Caterham Raceday - Oulton Park - 19th September 2015

Avon Tyres Caterham Roadsport Championship

RACE 1 - GRID (20 minutes)



ROW 9	17	2:11.296	62	David Badger	18	2:14.724	68	Simon Baker			
ROW 8				15	2:08.836	19	Donald Henshall	16	2:09.090	27	Ian Thompson
ROW 7	13	2:05.392	54	Andrew Ebdon	14	2:05.755	2	Matthew Reeve			
ROW 6				11	2:04.553	5	Peter Rimer	12	2:04.574	45	Andrew Johnson
ROW 5	9	2:04.017	56	Paul Wells	10	2:04.434	33	Barry Moore			
ROW 4				7	2:03.542	4	Anthony Barnes	8	2:03.908	15	Alistair Calvert
ROW 3	5	2:02.723	66	Damian Milkins	6	2:02.770	30	Benjamin Wigg			
ROW 2				3	2:02.531	22	Guy Hawkins	4	2:02.656	97	Steve McCulley
ROW 1	1	2:01.341	10	David Webber	2	2:01.704	8	Olly Wigg			
<b>Pole</b>											

Oulton Park International  
Circuit Length = 2.6917 miles

These results are provisional until the conclusion of any judicial and technical matters.

Clerk Of Course :	Timekeeper :
-------------------	--------------

Results can be found at [www.tsl-timing.com](http://www.tsl-timing.com)

Printed - 09:38 Saturday, 19 September 2015





# Caterham Raceday - Oulton Park - 19th September 2015



## Avon Tyres Caterham Roadsport Championship

### RACE 1 - CLASSIFICATION - AMENDED

POS	NO	NAME	ENTRY	LAPS	TIME	GAP	DIFF	MPH	BEST	ON
1	8	Olly Wigg	Caterham Roadsport	9	20:37.720			70.46	1:58.636	5
2	15	Alistair Calvert	Caterham Roadsport	9	20:44.444	6.724	6.724	70.08	1:59.310	9
3	97	Steve McCulley	Caterham Roadsport	9	20:44.657	6.937	0.213	70.07	1:59.417	9
4	4	Anthony Barnes	Caterham Roadsport	9	20:44.889	7.169	0.232	70.05	1:59.188	5
5	22	Guy Hawkins	Caterham Roadsport	9	20:52.424	14.704	7.535	69.63	1:58.799	5
6	5	Peter Rimer	Caterham Roadsport	9	20:53.422	15.702	0.998	69.58	1:59.638	9
7	33	Barry Moore	Caterham Roadsport	9	20:57.639	19.919	4.217	69.34	2:01.256	8
8	19	Donald Henshall	Caterham Roadsport	9	20:59.444	21.724	1.805	69.24	2:00.719	8
9	56	Paul Wells	Caterham Roadsport	9	20:59.787	22.067	0.343	69.22	2:01.497	5
10	2	Matthew Reeve	Caterham Roadsport	9	21:00.545	22.825	0.758	69.18	2:01.276	8
11	54	Andrew Ebdon	Caterham Roadsport	9	21:00.645	22.925	0.100	69.18	2:00.673	8
12	27	Ian Thompson	Caterham Roadsport	9	21:01.135	23.415	0.490	69.15	2:00.835	8
13	45	Andrew Johnson	Caterham Roadsport	9	21:11.996	34.276	10.861	68.56	2:00.804	8
14	68	Simon Baker	Caterham Roadsport	9	21:17.746	40.026	5.750	68.25	2:03.160	8

#### NOT CLASSIFIED

DNF	66	Damian Milkins	Caterham Roadsport	5	12:44.848	4 Laps	4 Laps	63.34	1:59.761	5
DNF	30	Benjamin Wigg	Caterham Roadsport	0						

#### FASTEST LAP

8	Olly Wigg	Caterham Roadsport	5	1:58.636	81.68 mph	131.45 kph
---	-----------	--------------------	---	----------	-----------	------------

CAR 10 EXCLUDED FROM RESULT OF RACE (Clerk of Course Decision. Regs C1.1.5 & C2.5 refer)

CAR 62 - NON-STARTER

Weather / Track : Cloudy / Damp

These results are provisional until the conclusion of any judicial and technical matters.

Oulton Park International  
Circuit Length = 2.6917 miles  
Start: 11:18 Flag 11:39 End: 11:40

Clerk Of Course :	Timekeeper :
-------------------	--------------

Results can be found at [www.tsl-timing.com](http://www.tsl-timing.com)

Printed - 12:44 Saturday, 19 September 2015



# Caterham Raceday - Oulton Park - 19th September 2015

## Avon Tyres Caterham Roadsport Championship

### RACE 1 - LAP CHART

LAP 1 @ 11:20:57.922			LAP 2 @ 11:23:16.414			LAP 3 @ 11:26:53.126			LAP 4 @ 11:29:35.808			LAP 5 @ 11:31:34.444		
NO	BEHIND	LAP TIME	NO	BEHIND	LAP TIME	NO	BEHIND	LAP TIME	NO	BEHIND	LAP TIME	NO	BEHIND	LAP TIME
8		2:04.964	8		2:18.492	8		3:36.712	8		2:42.682	8		1:58.636
10	1.020	2:05.984	97	0.575	2:17.948	97	0.446	3:36.583	97	0.837	2:43.073	15	2.964	1:59.873
97	1.119	2:06.083	10	1.171	2:18.643	10	0.886	3:36.427	10	1.121	2:42.917	10	3.104	2:00.619
15	1.348	2:06.312	15	1.959	2:19.103	15	1.623	3:36.376	15	1.727	2:42.786	97	3.228	2:01.027
66	1.668	2:06.632	66	2.640	2:19.464	66	2.170	3:36.242	66	2.237	2:42.749	66	3.362	1:59.761
4	2.309	2:07.273	4	3.825	2:20.008	4	2.801	3:35.688	4	2.946	2:42.827	4	3.498	1:59.188
22	4.025	2:08.989	22	4.631	2:19.098	22	3.628	3:35.709	22	3.640	2:42.694	22	3.803	1:58.799
33	4.241	2:09.205	33	5.369	2:19.620	33	4.185	3:35.528	33	4.897	2:43.394	33	8.110	2:01.849
56	4.753	2:09.717	56	6.265	2:20.004	56	5.099	3:35.546	56	5.674	2:43.257	56	8.535	2:01.497
45	4.998	2:09.962	45	6.886	2:20.380	45	5.819	3:35.645	45	6.043	2:42.906	5	9.244	2:01.525
5	5.703	2:10.667	5	7.674	2:20.463	5	6.518	3:35.556	5	6.355	2:42.519	45	9.382	2:01.975
19	6.560	2:11.524	19	8.246	2:20.178	19	7.008	3:35.474	19	6.903	2:42.577	19	10.161	2:01.894
2	7.329	2:12.293	2	9.375	2:20.538	2	7.667	3:35.004	2	8.703	2:43.718	2	11.393	2:01.326
54	8.121	2:13.085	54	10.198	2:20.569	54	8.471	3:34.985	54	8.986	2:43.197	54	12.436	2:02.086
27	8.448	2:13.412	27	11.378	2:21.422	27	9.241	3:34.575	27	9.497	2:42.938	27	12.939	2:02.078
68	8.959	2:13.923	68	12.007	2:21.540	68	9.883	3:34.588	68	10.263	2:43.062	68	16.459	2:04.832

Weather / Track : Cloudy / Damp

# Caterham Raceday - Oulton Park - 19th September 2015

## Avon Tyres Caterham Roadsport Championship

### RACE 1 - LAP CHART

LAP 6 @ 11:33:33.422			LAP 7 @ 11:35:32.310			LAP 8 @ 11:37:31.406			LAP 9 @ 11:39:30.678		
NO	BEHIND	LAP TIME	NO	BEHIND	LAP TIME	NO	BEHIND	LAP TIME	NO	BEHIND	LAP TIME
8		1:58.978	8		1:58.888	8		1:59.096	8		1:59.272
15	4.097	2:00.111	15	5.472	2:00.263	15	6.686	2:00.310	15	6.724	1:59.310
97	4.178	1:59.928	97	5.559	2:00.269	97	6.792	2:00.329	97	6.937	1:59.417
4	4.492	1:59.972	4	5.877	2:00.273	4	7.185	2:00.404	4	7.169	1:59.256
22	5.972	2:01.147	22	6.550	1:59.466	22	7.602	2:00.148	22	14.704	2:06.374
33	11.291	2:02.159	5	14.202	2:00.825	5	15.336	2:00.230	5	15.702	1:59.638
5	12.265	2:01.999	33	14.810	2:02.407	33	16.970	2:01.256	33	19.919	2:02.221
56	13.234	2:03.677	56	16.186	2:01.840	56	18.790	2:01.700	19	21.724	2:01.651
19	14.115	2:02.932	19	17.722	2:02.495	19	19.345	2:00.719	56	22.067	2:02.549
2	15.058	2:02.643	2	18.340	2:02.170	2	20.520	2:01.276	2	22.825	2:01.577
54	15.759	2:02.301	54	19.558	2:02.687	54	21.135	2:00.673	54	22.925	2:01.062
27	16.869	2:02.908	27	19.912	2:01.931	27	21.651	2:00.835	27	23.415	2:01.036
68	24.049	2:06.568	45	30.688	2:02.089	45	32.396	2:00.804	45	34.276	2:01.152
45	27.487	2:17.083	68	31.186	2:06.025	68	35.250	2:03.160	68	40.026	2:04.048

Weather / Track : Cloudy / Damp

Results can be found at [www.tsl-timing.com](http://www.tsl-timing.com)

Page 2 of 2

Oulton Park International  
Circuit Length = 2.6917 miles  
Start: 11:18 Flag 11:39 End: 11:40

Printed - 11:41 Saturday, 19 September 2015

# Caterham Raceday - Oulton Park - 19th September 2015

## Avon Tyres Caterham Roadsport Championship

### RACE 1 - LAP ANALYSIS

DIFF = Difference To Personal Best Lap

P1 8 Olly Wigg				
LAP	LAP TIME	DIFF	MPH	TIME OF DAY
1 -	2:04.964	6.328	77.54	11:20:57.922
2 -	2:18.492	19.856	69.97	11:23:16.414
3 -	3:36.712	1:38.076	44.71	11:26:53.126
4 -	2:42.682	44.046	59.56	11:29:35.808
5 -	1:58.636 (1)		81.68	11:31:34.444
6 -	1:58.978 (3)	0.342	81.44	11:33:33.422
7 -	1:58.888 (2)	0.252	81.50	11:35:32.310
8 -	1:59.096	0.460	81.36	11:37:31.406
9 -	1:59.272	0.636	81.24	11:39:30.678

P2 15 Alistair Calvert				
LAP	LAP TIME	DIFF	MPH	TIME OF DAY
1 -	2:06.312	7.002	76.71	11:20:59.270
2 -	2:19.103	19.793	69.66	11:23:18.373
3 -	3:36.376	1:37.066	44.78	11:26:54.749
4 -	2:42.786	43.476	59.52	11:29:37.535
5 -	1:59.873 (2)	0.563	80.83	11:31:37.408
6 -	2:00.111 (3)	0.801	80.67	11:33:37.519
7 -	2:00.263	0.953	80.57	11:35:37.782
8 -	2:00.310	1.000	80.54	11:37:38.092
9 -	1:59.310 (1)		81.22	11:39:37.402

P3 97 Steve McCulley				
LAP	LAP TIME	DIFF	MPH	TIME OF DAY
1 -	2:06.083	6.666	76.85	11:20:59.041
2 -	2:17.948	18.531	70.24	11:23:16.989
3 -	3:36.583	1:37.166	44.74	11:26:53.572
4 -	2:43.073	43.656	59.42	11:29:36.645
5 -	2:01.027	1.610	80.06	11:31:37.672
6 -	1:59.928 (2)	0.511	80.80	11:33:37.600
7 -	2:00.269 (3)	0.852	80.57	11:35:37.869
8 -	2:00.329	0.912	80.53	11:37:38.198
9 -	1:59.417 (1)		81.14	11:39:37.615

P4 4 Anthony Barnes				
LAP	LAP TIME	DIFF	MPH	TIME OF DAY
1 -	2:07.273	8.085	76.13	11:21:00.231
2 -	2:20.008	20.820	69.21	11:23:20.239
3 -	3:35.688	1:36.500	44.92	11:26:55.927
4 -	2:42.827	43.639	59.51	11:29:38.754
5 -	1:59.188 (1)		81.30	11:31:37.942
6 -	1:59.972 (3)	0.784	80.77	11:33:37.914
7 -	2:00.273	1.085	80.57	11:35:38.187
8 -	2:00.404	1.216	80.48	11:37:38.591
9 -	1:59.256 (2)	0.068	81.25	11:39:37.847

P5 22 Guy Hawkins				
LAP	LAP TIME	DIFF	MPH	TIME OF DAY
1 -	2:08.989	10.190	75.12	11:21:01.947
2 -	2:19.098	20.299	69.66	11:23:21.045
3 -	3:35.709	1:36.910	44.92	11:26:56.754
4 -	2:42.694	43.895	59.56	11:29:39.448
5 -	1:58.799 (1)		81.56	11:31:38.247
6 -	2:01.147	2.348	79.98	11:33:39.394
7 -	1:59.466 (2)	0.667	81.11	11:35:38.860
8 -	2:00.148 (3)	1.349	80.65	11:37:39.008
9 -	2:06.374	7.575	76.68	11:39:45.382

DIFF = Difference To Personal Best Lap

P6 5 Peter Rimer				
LAP	LAP TIME	DIFF	MPH	TIME OF DAY
1 -	2:10.667	11.029	74.16	11:21:03.625
2 -	2:20.463	20.825	68.98	11:23:24.088
3 -	3:35.556	1:35.918	44.95	11:26:59.644
4 -	2:42.519	42.881	59.62	11:29:42.163
5 -	2:01.525	1.887	79.74	11:31:43.688
6 -	2:01.999	2.361	79.43	11:33:45.687
7 -	2:00.825 (3)	1.187	80.20	11:35:46.512
8 -	2:00.230 (2)	0.592	80.59	11:37:46.742
9 -	1:59.638 (1)		80.99	11:39:46.380

P7 33 Barry Moore				
LAP	LAP TIME	DIFF	MPH	TIME OF DAY
1 -	2:09.205	7.949	75.00	11:21:02.163
2 -	2:19.620	18.364	69.40	11:23:21.783
3 -	3:35.528	1:34.272	44.96	11:26:57.311
4 -	2:43.394	42.138	59.30	11:29:40.705
5 -	2:01.849 (2)	0.593	79.52	11:31:42.554
6 -	2:02.159 (3)	0.903	79.32	11:33:44.713
7 -	2:02.407	1.151	79.16	11:35:47.120
8 -	2:01.256 (1)		79.91	11:37:48.376
9 -	2:02.221	0.965	79.28	11:39:50.597

P8 19 Donald Henshall				
LAP	LAP TIME	DIFF	MPH	TIME OF DAY
1 -	2:11.524	10.805	73.67	11:21:04.482
2 -	2:20.178	19.459	69.12	11:23:24.660
3 -	3:35.474	1:34.755	44.97	11:27:00.134
4 -	2:42.577	41.858	59.60	11:29:42.711
5 -	2:01.894 (3)	1.175	79.49	11:31:44.605
6 -	2:02.932	2.213	78.82	11:33:47.537
7 -	2:02.495	1.776	79.10	11:35:50.032
8 -	2:00.719 (1)		80.27	11:37:50.751
9 -	2:01.651 (2)	0.932	79.65	11:39:52.402

P9 56 Paul Wells				
LAP	LAP TIME	DIFF	MPH	TIME OF DAY
1 -	2:09.717	8.220	74.70	11:21:02.675
2 -	2:20.004	18.507	69.21	11:23:22.679
3 -	3:35.546	1:34.049	44.95	11:26:58.225
4 -	2:43.257	41.760	59.35	11:29:41.482
5 -	2:01.497 (1)		79.75	11:31:42.979
6 -	2:03.677	2.180	78.35	11:33:46.656
7 -	2:01.840 (3)	0.343	79.53	11:35:48.496
8 -	2:01.700 (2)	0.203	79.62	11:37:50.196
9 -	2:02.549	1.052	79.07	11:39:52.745

P10 2 Matthew Reeve				
LAP	LAP TIME	DIFF	MPH	TIME OF DAY
1 -	2:12.293	11.017	73.24	11:21:05.251
2 -	2:20.538	19.262	68.95	11:23:25.789
3 -	3:35.004	1:33.728	45.07	11:27:00.793
4 -	2:43.718	42.442	59.18	11:29:44.511
5 -	2:01.326 (2)	0.050	79.87	11:31:45.837
6 -	2:02.643	1.367	79.01	11:33:48.480
7 -	2:02.170	0.894	79.31	11:35:50.650
8 -	2:01.276 (1)		79.90	11:37:51.926
9 -	2:01.577 (3)	0.301	79.70	11:39:53.503

Weather / Track : Cloudy / Damp

Oulton Park International  
Circuit Length = 2.6917 miles  
Start: 11:18 Flag 11:39 End: 11:40

# Caterham Raceday - Oulton Park - 19th September 2015

## Avon Tyres Caterham Roadsport Championship

### RACE 1 - LAP ANALYSIS

DIFF = Difference To Personal Best Lap

P11 54 Andrew Ebdon				
LAP	LAP TIME	DIFF	MPH	TIME OF DAY
1 -	2:13.085	12.412	72.81	11:21:06.043
2 -	2:20.569	19.896	68.93	11:23:26.612
3 -	3:34.985	1:34.312	45.07	11:27:01.597
4 -	2:43.197	42.524	59.37	11:29:44.794
5 -	2:02.086 (3)	1.413	79.37	11:31:46.880
6 -	2:02.301	1.628	79.23	11:33:49.181
7 -	2:02.687	2.014	78.98	11:35:51.868
8 -	2:00.673 (1)		80.30	11:37:52.541
9 -	2:01.062 (2)	0.389	80.04	11:39:53.603

DIFF = Difference To Personal Best Lap

2 -	2:19.464 (3)	19.703	69.48	11:23:19.054
3 -	3:36.242	1:36.481	44.81	11:26:55.296
4 -	2:42.749	42.988	59.54	11:29:38.045
5 -	1:59.761 (1)		80.91	11:31:37.806

P12 27 Ian Thompson				
LAP	LAP TIME	DIFF	MPH	TIME OF DAY
1 -	2:13.412	12.577	72.63	11:21:06.370
2 -	2:21.422	20.587	68.52	11:23:27.792
3 -	3:34.575	1:33.740	45.16	11:27:02.367
4 -	2:42.938	42.103	59.47	11:29:45.305
5 -	2:02.078	1.243	79.37	11:31:47.383
6 -	2:02.908	2.073	78.84	11:33:50.291
7 -	2:01.931 (3)	1.096	79.47	11:35:52.222
8 -	2:00.835 (1)		80.19	11:37:53.057
9 -	2:01.036 (2)	0.201	80.06	11:39:54.093

P13 45 Andrew Johnson				
LAP	LAP TIME	DIFF	MPH	TIME OF DAY
1 -	2:09.962	9.158	74.56	11:21:02.920
2 -	2:20.380	19.576	69.02	11:23:23.300
3 -	3:35.645	1:34.841	44.93	11:26:58.945
4 -	2:42.906	42.102	59.48	11:29:41.851
5 -	2:01.975 (3)	1.171	79.44	11:31:43.826
6 -	2:17.083	16.279	70.69	11:34:00.909
7 -	2:02.089	1.285	79.37	11:36:02.998
8 -	2:00.804 (1)		80.21	11:38:03.802
9 -	2:01.152 (2)	0.348	79.98	11:40:04.954

P14 68 Simon Baker				
LAP	LAP TIME	DIFF	MPH	TIME OF DAY
1 -	2:13.923	10.763	72.35	11:21:06.881
2 -	2:21.540	18.380	68.46	11:23:28.421
3 -	3:34.588	1:31.428	45.15	11:27:03.009
4 -	2:43.062	39.902	59.42	11:29:46.071
5 -	2:04.832 (3)	1.672	77.62	11:31:50.903
6 -	2:06.568	3.408	76.56	11:33:57.471
7 -	2:06.025	2.865	76.89	11:36:03.496
8 -	2:03.160 (1)		78.68	11:38:06.656
9 -	2:04.048 (2)	0.888	78.11	11:40:10.704

P15 10 David Webber				
LAP	LAP TIME	DIFF	MPH	TIME OF DAY
1 -	2:05.984 (2)	5.365	76.91	11:20:58.942
2 -	2:18.643 (3)	18.024	69.89	11:23:17.585
3 -	3:36.427	1:35.808	44.77	11:26:54.012
4 -	2:42.917	42.298	59.48	11:29:36.929
5 -	2:00.619 (1)		80.33	11:31:37.548

P16 66 Damian Milkins				
LAP	LAP TIME	DIFF	MPH	TIME OF DAY
1 -	2:06.632 (2)	6.871	76.52	11:20:59.590

Weather / Track : Cloudy / Damp

Oulton Park International  
Circuit Length = 2.6917 miles  
Start: 11:18 Flag 11:39 End: 11:40

Caterham Raceday - Oulton Park - 19th September 2015

Avon Tyres Caterham Roadsport Championship

RACE 6 - GRID (20 minutes) - AMENDED



ROW 9	17	10	David Webber				
ROW 8		15	66	Damian Milkins	16	30	Benjamin Wigg
ROW 7	13	45	Andrew Johnson	14	68	Simon Baker	
ROW 6		11	54	Andrew Ebdon	12	27	Ian Thompson
ROW 5	9	56	Paul Wells	10	2	Matthew Reeve	
ROW 4		7	33	Barry Moore	8	19	Donald Henshall
ROW 3	5	22	Guy Hawkins	6	5	Peter Rimer	
ROW 2		3	97	Steve McCulley	4	4	Anthony Barnes
ROW 1	1	8	Olly Wigg	2	15	Alistair Calvert	
			<b>Pole</b>				

CAR 10 STARTS FROM BACK OF GRID (Excluded from Race 1 result - Clerk of Course Decision)

Oulton Park International  
Circuit Length = 2.6917 miles

These results are provisional until the conclusion of any judicial and technical matters.

Clerk Of Course :		Timekeeper :
-------------------	--	--------------

Results can be found at [www.tsl-timing.com](http://www.tsl-timing.com)

Printed - 12:52 Saturday, 19 September 2015



# Caterham Raceday - Oulton Park - 19th September 2015

## Avon Tyres Caterham Roadsport Championship

### RACE 6 - CLASSIFICATION



POS	NO	NAME	ENTRY	LAPS	TIME	GAP	DIFF	MPH	BEST	ON
1	10	David Webber	Caterham Roadsport	10	20:07.149			80.27	1:58.483	6
2	22	Guy Hawkins	Caterham Roadsport	10	20:07.249	0.100	0.100	80.26	1:59.141	8
3	15	Alistair Calvert	Caterham Roadsport	10	20:09.822	2.673	2.573	80.09	1:58.979	3
4	8	Olly Wigg	Caterham Roadsport	10	20:10.551	3.402	0.729	80.04	1:57.954	10
5	66	Damian Milkins	Caterham Roadsport	10	20:12.314	5.165	1.763	79.93	1:59.488	8
6	45	Andrew Johnson	Caterham Roadsport	10	20:19.966	12.817	7.652	79.43	1:59.836	6
7	5	Peter Rimer	Caterham Roadsport	10	20:22.024	14.875	2.058	79.29	1:59.070	10
8	4	Anthony Barnes	Caterham Roadsport	10	20:23.063	15.914	1.039	79.23	1:59.182	10
9	54	Andrew Ebdon	Caterham Roadsport	10	20:25.478	18.329	2.415	79.07	2:00.980	4
10	97	Steve McCulley	Caterham Roadsport	10	20:26.926	19.777	1.448	78.98	1:59.206	2
11	27	Ian Thompson	Caterham Roadsport	10	20:29.248	22.099	2.322	78.83	2:00.857	2
12	33	Barry Moore	Caterham Roadsport	10	20:36.502	29.353	7.254	78.36	2:00.951	5
13	19	Donald Henshall	Caterham Roadsport	10	20:38.013	30.864	1.511	78.27	2:01.352	4
14	2	Matthew Reeve	Caterham Roadsport	10	20:38.335	31.186	0.322	78.25	2:01.748	4
15	56	Paul Wells	Caterham Roadsport	10	20:41.833	34.684	3.498	78.03	2:00.408	6
16	68	Simon Baker	Caterham Roadsport	10	21:00.532	53.383	18.699	76.87	2:03.129	3
17	62	David Badger	Caterham Roadsport	10	21:05.166	58.017	4.634	76.59	2:03.955	10

#### FASTEST LAP

8	Olly Wigg	Caterham Roadsport	10	1:57.954	82.15 mph	132.21 kph
---	-----------	--------------------	----	----------	-----------	------------

CAR 97 - 10 SECOND PENALTY (Jump start)

CAR 62 - ALLOWED TO START FROM BACK OF GRID

CAR 30 - NON-STARTER

Weather / Track : Bright / Dry

These results are provisional until the conclusion of any judicial and technical matters.

Oulton Park International

Circuit Length = 2.6917 miles

Start: 15:09 Flag 15:29 End: 15:31

Clerk Of Course :	Timekeeper :
-------------------	--------------

Results can be found at [www.tsl-timing.com](http://www.tsl-timing.com)

Printed - 15:32 Saturday, 19 September 2015



# Caterham Raceday - Oulton Park - 19th September 2015

## Avon Tyres Caterham Roadsport Championship

### RACE 6 - LAP CHART

LAP 1 @ 15:11:56.213			LAP 2 @ 15:13:55.425			LAP 3 @ 15:15:54.713			LAP 4 @ 15:17:55.114			LAP 5 @ 15:19:55.335		
NO	BEHIND	LAP TIME	NO	BEHIND	LAP TIME	NO	BEHIND	LAP TIME	NO	BEHIND	LAP TIME	NO	BEHIND	LAP TIME
8		2:04.684	8		1:59.212	8		1:59.288	8		2:00.401	15		1:59.925
97	0.348	2:05.032	97	0.342	1:59.206	97	0.363	1:59.309	97	0.146	2:00.184	8	0.167	2:00.388
15	0.788	2:05.472	15	0.892	1:59.316	15	0.583	1:58.979	15	0.296	2:00.114	97	0.216	2:00.291
4	1.255	2:05.939	4	1.501	1:59.458	4	1.485	1:59.272	4	0.729	1:59.645	4	0.509	2:00.001
22	1.568	2:06.252	22	1.695	1:59.339	22	1.660	1:59.253	22	1.078	1:59.819	22	0.973	2:00.116
19	2.654	2:07.338	33	5.247	2:01.323	10	6.128	1:59.486	10	4.386	1:58.659	10	2.821	1:58.656
33	3.136	2:07.820	10	5.930	1:59.599	33	7.966	2:02.007	33	9.236	2:01.671	66	9.435	2:00.065
56	3.820	2:08.504	56	7.104	2:02.496	56	8.650	2:00.834	66	9.591	2:00.907	33	9.966	2:00.951
54	4.726	2:09.410	19	7.344	2:03.902	66	9.085	2:00.730	56	10.137	2:01.888	45	10.712	2:00.414
45	4.940	2:09.624	45	7.491	2:01.763	45	9.711	2:01.508	45	10.519	2:01.209	56	11.061	2:01.145
10	5.543	2:10.227	66	7.643	2:01.102	19	10.072	2:02.016	19	11.023	2:01.352	19	12.242	2:01.440
66	5.753	2:10.437	54	7.877	2:02.363	54	10.861	2:02.272	54	11.440	2:00.980	54	12.521	2:01.302
27	6.707	2:11.391	27	8.352	2:00.857	27	11.608	2:02.544	27	12.584	2:01.377	5	12.997	1:59.294
2	7.649	2:12.333	5	14.527	2:01.664	5	15.116	1:59.877	5	13.924	1:59.209	27	13.351	2:00.988
68	7.901	2:12.585	68	14.786	2:06.097	2	18.281	2:02.348	2	19.628	2:01.748	2	21.438	2:02.031
62	10.816	2:15.500	2	15.221	2:06.784	68	18.627	2:03.129	68	22.803	2:04.577	68	28.139	2:05.557
5	12.075	2:16.759	62	16.487	2:04.883	62	22.374	2:05.175	62	28.997	2:07.024	62	36.735	2:07.959

Weather / Track : Bright / Dry

Results can be found at [www.tsl-timing.com](http://www.tsl-timing.com)

Page 1 of 2

Oulton Park International  
Circuit Length = 2.6917 miles  
Start: 15:09 Flag 15:29 End: 15:31

Printed - 15:33 Saturday, 19 September 2015



# Caterham Raceday - Oulton Park - 19th September 2015

## Avon Tyres Caterham Roadsport Championship

### RACE 6 - LAP CHART

LAP 6 @ 15:21:55.337			LAP 7 @ 15:23:56.074			LAP 8 @ 15:25:56.135			LAP 9 @ 15:27:58.974			LAP 10 @ 15:29:58.678		
NO	BEHIND	LAP TIME	NO	BEHIND	LAP TIME	NO	BEHIND	LAP TIME	NO	BEHIND	LAP TIME	NO	BEHIND	LAP TIME
8		1:59.835	8		2:00.737	15		2:00.032	10		2:01.957	10		1:59.704
15	0.336	2:00.338	15	0.029	2:00.430	8	0.123	2:00.184	22	0.025	2:01.509	22	0.100	1:59.779
97	0.534	2:00.320	97	0.219	2:00.422	97	0.379	2:00.221	15	0.708	2:03.547	15	2.673	2:01.669
4	1.205	2:00.698	10	0.593	2:00.028	10	0.882	2:00.350	66	4.721	1:59.982	8	3.402	1:57.954
10	1.302	1:58.483	22	2.275	2:00.804	22	1.355	1:59.141	8	5.152	2:07.868	66	5.165	2:00.148
22	2.208	2:01.237	66	8.151	1:59.678	66	7.578	1:59.488	97	8.183	2:10.643	97	9.777	2:01.298
66	9.210	1:59.777	45	11.043	2:01.234	45	11.209	2:00.227	45	9.468	2:01.098	45	12.817	2:03.053
45	10.546	1:59.836	33	12.080	2:01.711	33	14.447	2:02.428	5	15.509	2:03.821	5	14.875	1:59.070
33	11.106	2:01.142	5	12.687	1:59.944	5	14.527	2:01.901	54	16.344	2:02.074	4	15.914	1:59.182
56	11.467	2:00.408	54	15.829	2:02.025	54	17.109	2:01.341	4	16.436	1:59.550	54	18.329	2:01.689
5	13.480	2:00.485	27	18.119	2:02.880	4	19.725	1:59.197	27	19.724	2:02.493	27	22.099	2:02.079
54	14.541	2:02.022	4	20.589	2:20.121	27	20.070	2:02.012	33	26.463	2:14.855	33	29.353	2:02.594
19	15.156	2:02.916	2	25.990	2:03.357	2	27.886	2:01.957	2	26.978	2:01.931	19	30.864	2:02.493
27	15.976	2:02.627	19	27.090	2:12.671	19	29.220	2:02.191	19	28.075	2:01.694	2	31.186	2:03.912
2	23.370	2:01.934	56	32.902	2:22.172	56	34.551	2:01.710	56	32.673	2:00.961	56	34.684	2:01.715
68	33.239	2:05.102	68	39.424	2:06.922	68	44.099	2:04.736	68	47.206	2:05.946	68	53.383	2:05.881
62	42.305	2:05.572	62	47.175	2:05.607	62	51.711	2:04.597	62	53.766	2:04.894	62	58.017	2:03.955

Weather / Track : Bright / Dry

Results can be found at [www.tsl-timing.com](http://www.tsl-timing.com)

Page 2 of 2

Oulton Park International  
Circuit Length = 2.6917 miles  
Start: 15:09 Flag 15:29 End: 15:31

Printed - 15:33 Saturday, 19 September 2015

# Caterham Raceday - Oulton Park - 19th September 2015

## Avon Tyres Caterham Roadsport Championship

### RACE 6 - LAP ANALYSIS

DIFF = Difference To Personal Best Lap

<b>P1 10 David Webber</b>				
LAP	LAP TIME	DIFF	MPH	TIME OF DAY
1 -	2:10.227	11.744	74.41	15:12:01.756
2 -	1:59.599	1.116	81.02	15:14:01.355
3 -	1:59.486	1.003	81.10	15:16:00.841
4 -	1:58.659 (3)	0.176	81.66	15:17:59.500
5 -	1:58.656 (2)	0.173	81.66	15:19:58.156
<b>6 -</b>	<b>1:58.483 (1)</b>		<b>81.78</b>	<b>15:21:56.639</b>
7 -	2:00.028	1.545	80.73	15:23:56.667
8 -	2:00.350	1.867	80.51	15:25:57.017
9 -	2:01.957	3.474	79.45	15:27:58.974
10 -	1:59.704	1.221	80.95	15:29:58.678

<b>P2 22 Guy Hawkins</b>				
LAP	LAP TIME	DIFF	MPH	TIME OF DAY
1 -	2:06.252	7.111	76.75	15:11:57.781
2 -	1:59.339 (3)	0.198	81.20	15:13:57.120
3 -	1:59.253 (2)	0.112	81.25	15:15:56.373
4 -	1:59.819	0.678	80.87	15:17:56.192
5 -	2:00.116	0.975	80.67	15:19:56.308
6 -	2:01.237	2.096	79.92	15:21:57.545
7 -	2:00.804	1.663	80.21	15:23:58.349
<b>8 -</b>	<b>1:59.141 (1)</b>		<b>81.33</b>	<b>15:25:57.490</b>
9 -	2:01.509	2.368	79.75	15:27:58.999
10 -	1:59.779	0.638	80.90	15:29:58.778

<b>P3 15 Alistair Calvert</b>				
LAP	LAP TIME	DIFF	MPH	TIME OF DAY
1 -	2:05.472	6.493	77.23	15:11:57.001
2 -	1:59.316 (2)	0.337	81.21	15:13:56.317
<b>3 -</b>	<b>1:58.979 (1)</b>		<b>81.44</b>	<b>15:15:55.296</b>
4 -	2:00.114	1.135	80.67	15:17:55.410
5 -	1:59.925 (3)	0.946	80.80	15:19:55.335
6 -	2:00.338	1.359	80.52	15:21:55.673
7 -	2:00.430	1.451	80.46	15:23:56.103
8 -	2:00.032	1.053	80.73	15:25:56.135
9 -	2:03.547	4.568	78.43	15:27:59.682
10 -	2:01.669	2.690	79.64	15:30:01.351

<b>P4 8 Olly Wigg</b>				
LAP	LAP TIME	DIFF	MPH	TIME OF DAY
1 -	2:04.684	6.730	77.71	15:11:56.213
2 -	1:59.212 (2)	1.258	81.28	15:13:55.425
3 -	1:59.288 (3)	1.334	81.23	15:15:54.713
4 -	2:00.401	2.447	80.48	15:17:55.114
5 -	2:00.388	2.434	80.49	15:19:55.502
6 -	1:59.835	1.881	80.86	15:21:55.337
7 -	2:00.737	2.783	80.26	15:23:56.074
8 -	2:00.184	2.230	80.62	15:25:56.258
9 -	2:07.868	9.914	75.78	15:28:04.126
<b>10 -</b>	<b>1:57.954 (1)</b>		<b>82.15</b>	<b>15:30:02.080</b>

<b>P5 66 Damian Milkins</b>				
LAP	LAP TIME	DIFF	MPH	TIME OF DAY
1 -	2:10.437	10.949	74.29	15:12:01.966
2 -	2:01.102	1.614	80.01	15:14:03.068
3 -	2:00.730	1.242	80.26	15:16:03.798
4 -	2:00.907	1.419	80.14	15:18:04.705
5 -	2:00.065	0.577	80.70	15:20:04.770
6 -	1:59.777 (3)	0.289	80.90	15:22:04.547

DIFF = Difference To Personal Best Lap

7 -	1:59.678 (2)	0.190	80.97	15:24:04.225
<b>8 -</b>	<b>1:59.488 (1)</b>		<b>81.09</b>	<b>15:26:03.713</b>
9 -	1:59.982	0.494	80.76	15:28:03.695
10 -	2:00.148	0.660	80.65	15:30:03.843

<b>P6 45 Andrew Johnson</b>				
LAP	LAP TIME	DIFF	MPH	TIME OF DAY
1 -	2:09.624	9.788	74.75	15:12:01.153
2 -	2:01.763	1.927	79.58	15:14:02.916
3 -	2:01.508	1.672	79.75	15:16:04.424
4 -	2:01.209	1.373	79.94	15:18:05.633
5 -	2:00.414 (3)	0.578	80.47	15:20:06.047
<b>6 -</b>	<b>1:59.836 (1)</b>		<b>80.86</b>	<b>15:22:05.883</b>
7 -	2:01.234	1.398	79.93	15:24:07.117
8 -	2:00.227 (2)	0.391	80.60	15:26:07.344
9 -	2:01.098	1.262	80.02	15:28:08.442
10 -	2:03.053	3.217	78.74	15:30:11.495

<b>P7 5 Peter Rimer</b>				
LAP	LAP TIME	DIFF	MPH	TIME OF DAY
1 -	2:16.759	17.689	70.85	15:12:08.288
2 -	2:01.664	2.594	79.64	15:14:09.952
3 -	1:59.877	0.807	80.83	15:16:09.829
4 -	1:59.209 (2)	0.139	81.28	15:18:09.038
5 -	1:59.294 (3)	0.224	81.23	15:20:08.332
6 -	2:00.485	1.415	80.42	15:22:08.817
7 -	1:59.944	0.874	80.79	15:24:08.761
8 -	2:01.901	2.831	79.49	15:26:10.662
9 -	2:03.821	4.751	78.26	15:28:14.483
<b>10 -</b>	<b>1:59.070 (1)</b>		<b>81.38</b>	<b>15:30:13.553</b>

<b>P8 4 Anthony Barnes</b>				
LAP	LAP TIME	DIFF	MPH	TIME OF DAY
1 -	2:05.939	6.757	76.94	15:11:57.468
2 -	1:59.458	0.276	81.11	15:13:56.926
3 -	1:59.272 (3)	0.090	81.24	15:15:56.198
4 -	1:59.645	0.463	80.99	15:17:55.843
5 -	2:00.001	0.819	80.75	15:19:55.844
6 -	2:00.698	1.516	80.28	15:21:56.542
7 -	2:20.121	20.939	69.15	15:24:16.663
8 -	1:59.197 (2)	0.015	81.29	15:26:15.860
9 -	1:59.550	0.368	81.05	15:28:15.410
<b>10 -</b>	<b>1:59.182 (1)</b>		<b>81.30</b>	<b>15:30:14.592</b>

<b>P9 54 Andrew Ebdon</b>				
LAP	LAP TIME	DIFF	MPH	TIME OF DAY
1 -	2:09.410	8.430	74.88	15:12:00.939
2 -	2:02.363	1.383	79.19	15:14:03.302
3 -	2:02.272	1.292	79.25	15:16:05.574
<b>4 -</b>	<b>2:00.980 (1)</b>		<b>80.09</b>	<b>15:18:06.554</b>
5 -	2:01.302 (2)	0.322	79.88	15:20:07.856
6 -	2:02.022	1.042	79.41	15:22:09.878
7 -	2:02.025	1.045	79.41	15:24:11.903
8 -	2:01.341 (3)	0.361	79.86	15:26:13.244
9 -	2:02.074	1.094	79.38	15:28:15.318
10 -	2:01.689	0.709	79.63	15:30:17.007

<b>P10 97 Steve McCulley</b>				
LAP	LAP TIME	DIFF	MPH	TIME OF DAY
1 -	2:05.032	5.826	77.50	15:11:56.561

Weather / Track : Bright / Dry

Oulton Park International  
Circuit Length = 2.6917 miles  
Start: 15:09 Flag 15:29 End: 15:31

# Caterham Raceday - Oulton Park - 19th September 2015

## Avon Tyres Caterham Roadsport Championship

### RACE 6 - LAP ANALYSIS

DIFF = Difference To Personal Best Lap

2 -	<b>1:59.206 (1)</b>		<b>81.29</b>	<b>15:13:55.767</b>
3 -	1:59.309 (2)	0.103	81.22	15:15:55.076
4 -	2:00.184 (3)	0.978	80.62	15:17:55.260
5 -	2:00.291	1.085	80.55	15:19:55.551
6 -	2:00.320	1.114	80.53	15:21:55.871
7 -	2:00.422	1.216	80.47	15:23:56.293
8 -	2:00.221	1.015	80.60	15:25:56.514
9 -	2:10.643	11.437	74.17	15:28:07.157
10 -	2:01.298	2.092	79.88	15:30:08.455

#### P11 27 Ian Thompson

LAP	LAP TIME	DIFF	MPH	TIME OF DAY
1 -	2:11.391	10.534	73.75	15:12:02.920
2 -	<b>2:00.857 (1)</b>		<b>80.18</b>	<b>15:14:03.777</b>
3 -	2:02.544	1.687	79.07	15:16:06.321
4 -	2:01.377 (3)	0.520	79.83	15:18:07.698
5 -	2:00.988 (2)	0.131	80.09	15:20:08.686
6 -	2:02.627	1.770	79.02	15:22:11.313
7 -	2:02.880	2.023	78.86	15:24:14.193
8 -	2:02.012	1.155	79.42	15:26:16.205
9 -	2:02.493	1.636	79.10	15:28:18.698
10 -	2:02.079	1.222	79.37	15:30:20.777

#### P12 33 Barry Moore

LAP	LAP TIME	DIFF	MPH	TIME OF DAY
1 -	2:07.820	6.869	75.81	15:11:59.349
2 -	2:01.323 (3)	0.372	79.87	15:14:00.672
3 -	2:02.007	1.056	79.42	15:16:02.679
4 -	2:01.671	0.720	79.64	15:18:04.350
5 -	<b>2:00.951 (1)</b>		<b>80.11</b>	<b>15:20:05.301</b>
6 -	2:01.142 (2)	0.191	79.99	15:22:06.443
7 -	2:01.711	0.760	79.61	15:24:08.154
8 -	2:02.428	1.477	79.15	15:26:10.582
9 -	2:14.855	13.904	71.85	15:28:25.437
10 -	2:02.594	1.643	79.04	15:30:28.031

#### P13 19 Donald Henshall

LAP	LAP TIME	DIFF	MPH	TIME OF DAY
1 -	2:07.338	5.986	76.09	15:11:58.867
2 -	2:03.902	2.550	78.21	15:14:02.769
3 -	2:02.016	0.664	79.41	15:16:04.785
4 -	<b>2:01.352 (1)</b>		<b>79.85</b>	<b>15:18:06.137</b>
5 -	2:01.440 (2)	0.088	79.79	15:20:07.577
6 -	2:02.916	1.564	78.83	15:22:10.493
7 -	2:12.671	11.319	73.04	15:24:23.164
8 -	2:02.191	0.839	79.30	15:26:25.355
9 -	2:01.694 (3)	0.342	79.62	15:28:27.049
10 -	2:02.493	1.141	79.10	15:30:29.542

#### P14 2 Matthew Reeve

LAP	LAP TIME	DIFF	MPH	TIME OF DAY
1 -	2:12.333	10.585	73.22	15:12:03.862
2 -	2:06.784	5.036	76.43	15:14:10.646
3 -	2:02.348	0.600	79.20	15:16:12.994
4 -	<b>2:01.748 (1)</b>		<b>79.59</b>	<b>15:18:14.742</b>
5 -	2:02.031	0.283	79.40	15:20:16.773
6 -	2:01.934 (3)	0.186	79.47	15:22:18.707
7 -	2:03.357	1.609	78.55	15:24:22.064
8 -	2:01.957	0.209	79.45	15:26:24.021
9 -	2:01.931 (2)	0.183	79.47	15:28:25.952
10 -	2:03.912	2.164	78.20	15:30:29.864

DIFF = Difference To Personal Best Lap

P15 56 Paul Wells				
LAP	LAP TIME	DIFF	MPH	TIME OF DAY
1 -	2:08.504	8.096	75.40	15:12:00.033
2 -	2:02.496	2.088	79.10	15:14:02.529
3 -	2:00.834 (2)	0.426	80.19	15:16:03.363
4 -	2:01.888	1.480	79.50	15:18:05.251
5 -	2:01.145	0.737	79.99	15:20:06.396
6 -	<b>2:00.408 (1)</b>		<b>80.47</b>	<b>15:22:06.804</b>
7 -	2:22.172	21.764	68.15	15:24:28.976
8 -	2:01.710	1.302	79.61	15:26:30.686
9 -	2:00.961 (3)	0.553	80.11	15:28:31.647
10 -	2:01.715	1.307	79.61	15:30:33.362

#### P16 68 Simon Baker

LAP	LAP TIME	DIFF	MPH	TIME OF DAY
1 -	2:12.585	9.456	73.08	15:12:04.114
2 -	2:06.097	2.968	76.84	15:14:10.211
3 -	<b>2:03.129 (1)</b>		<b>78.70</b>	<b>15:16:13.340</b>
4 -	2:04.577 (2)	1.448	77.78	15:18:17.917
5 -	2:05.557	2.428	77.17	15:20:23.474
6 -	2:05.102	1.973	77.46	15:22:28.576
7 -	2:06.922	3.793	76.34	15:24:35.498
8 -	2:04.736 (3)	1.607	77.68	15:26:40.234
9 -	2:05.946	2.817	76.94	15:28:46.180
10 -	2:05.881	2.752	76.98	15:30:52.061

#### P17 62 David Badger

LAP	LAP TIME	DIFF	MPH	TIME OF DAY
1 -	2:15.500	11.545	71.51	15:12:07.029
2 -	2:04.883 (3)	0.928	77.59	15:14:11.912
3 -	2:05.175	1.220	77.41	15:16:17.087
4 -	2:07.024	3.069	76.28	15:18:24.111
5 -	2:07.959	4.004	75.73	15:20:32.070
6 -	2:05.572	1.617	77.17	15:22:37.642
7 -	2:05.607	1.652	77.14	15:24:43.249
8 -	2:04.597 (2)	0.642	77.77	15:26:47.846
9 -	2:04.894	0.939	77.58	15:28:52.740
10 -	<b>2:03.955 (1)</b>		<b>78.17</b>	<b>15:30:56.695</b>

Weather / Track : Bright / Dry

Oulton Park International  
Circuit Length = 2.6917 miles  
Start: 15:09 Flag 15:29 End: 15:31



# AVON TYRES CATERHAM TRACKSPORT CHAMPIONSHIP

Oulton Park International Circuit

19<sup>th</sup> September 2015



Results Provided by Timing Solutions Ltd  
[www.tsl-timing.com](http://www.tsl-timing.com)

# Caterham Raceday - Oulton Park - 19th September 2015

## Avon Tyres Caterham Tracksport Championship

### QUALIFYING -RACE 3 - CLASSIFICATION

POS	NO	NAME	ENTRY	TIME	ON	LAPS	GAP	DIFF	MPH
1	20	Dan Gore	Caterham Tracksport	1:56.860	4	4			82.92
2	44	Timothy Dickens	Caterham Tracksport	1:56.961	3	4	0.101	0.101	82.85
3	90	Jack Brown	Caterham Tracksport	1:57.098	4	5	0.238	0.137	82.75
4	10	Max Robinson	Caterham Tracksport	1:57.492	3	4	0.632	0.394	82.47
5	46	Justin Armstrong	Caterham Tracksport	1:57.498	3	4	0.638	0.006	82.47
6	99	Max McDonagh	Caterham Tracksport	1:57.605	4	4	0.745	0.107	82.39
7	88	Henry Heaton	Caterham Tracksport	1:57.607	5	5	0.747	0.002	82.39
8	14	Richard Osgerby	Caterham Tracksport	1:58.114	4	4	1.254	0.507	82.04
9	87	Christian Szaruta	Caterham Tracksport	1:58.144	4	4	1.284	0.030	82.02
10	78	Chris Hutchinson	Caterham Tracksport	1:58.306	3	4	1.446	0.162	81.90
11	21	Christina Maple	Caterham Tracksport	1:58.469	2	4	1.609	0.163	81.79
12	52	Martin Pratt	Caterham Tracksport	1:58.568	4	4	1.708	0.099	81.72
13	18	Cedric Bloch	Caterham Tracksport	1:58.612	2	4	1.752	0.044	81.69
14	66	Rob Clay	Caterham Tracksport	1:58.742	4	4	1.882	0.130	81.60
15	23	Scott Harrison	Caterham Tracksport	1:58.917	4	4	2.057	0.175	81.48
16	93	Mike Evans	Caterham Tracksport	1:59.003	2	4	2.143	0.086	81.42
17	24	James Houston	Caterham Tracksport	1:59.054	4	4	2.194	0.051	81.39
18	80	Rob Brown	Caterham Tracksport	1:59.795	4	4	2.935	0.741	80.89
19	15	David Yates	Caterham Tracksport	2:00.401	3	4	3.541	0.606	80.48
20	57	Alan Gower	Caterham Tracksport	2:00.678	3	3	3.818	0.277	80.29
21	12	Andy Whitton	Caterham Tracksport	2:01.365	4	4	4.505	0.687	79.84
22	67	Douglas Christie	Caterham Tracksport	2:01.542	3	4	4.682	0.177	79.72
23	70	Mark Davies	Caterham Tracksport	2:07.579	2	4	10.719	6.037	75.95
24	27	Nick Stevens	Caterham Tracksport	2:07.755	2	4	10.895	0.176	75.85

Weather / Track : Cloudy / Damp

These results are provisional until the conclusion of any judicial and technical matters.

Oulton Park International

Circuit Length = 2.6917 miles

Start: 10:24 Flag 10:34 End: 10:36

Clerk Of Course :

Timekeeper :

Results can be found at [www.tsl-timing.com](http://www.tsl-timing.com)

Printed - 10:36 Saturday, 19 September 2015



# Caterham Raceday - Oulton Park - 19th September 2015

## Avon Tyres Caterham Tracksport Championship

### QUALIFYING -RACE 3 - LAP ANALYSIS

DIFF = Difference To Personal Best Lap

P1 20 Dan Gore				
LAP	LAP TIME	DIFF	MPH	TIME OF DAY
1 -	1:58.810	1.950	81.56	10:28:12.533
2 -	1:57.360 (2)	0.500	82.56	10:30:09.893
3 -	1:57.949 (3)	1.089	82.15	10:32:07.842
4 -	<b>1:56.860 (1)</b>		<b>82.92</b>	<b>10:34:04.702</b>

P2 44 Timothy Dickens				
LAP	LAP TIME	DIFF	MPH	TIME OF DAY
1 -	2:00.787	3.826	80.22	10:28:29.476
2 -	1:57.898 (3)	0.937	82.19	10:30:27.374
3 -	<b>1:56.961 (1)</b>		<b>82.85</b>	<b>10:32:24.335</b>
4 -	1:57.755 (2)	0.794	82.29	10:34:22.090

P3 90 Jack Brown				
LAP	LAP TIME	DIFF	MPH	TIME OF DAY
1 -	1:58.693 (3)	1.595	81.64	10:28:05.648
2 -	1:58.191 (2)	1.093	81.98	10:30:03.839
3 -	1:59.098	2.000	81.36	10:32:02.937
4 -	<b>1:57.098 (1)</b>		<b>82.75</b>	<b>10:34:00.035</b>
5 -	1:59.074	1.976	81.38	10:35:59.109

P4 10 Max Robinson				
LAP	LAP TIME	DIFF	MPH	TIME OF DAY
1 -	1:59.860 (3)	2.368	80.84	10:28:16.095
2 -	1:59.896	2.404	80.82	10:30:15.991
3 -	<b>1:57.492 (1)</b>		<b>82.47</b>	<b>10:32:13.483</b>
4 -	1:58.446 (2)	0.954	81.81	10:34:11.929

P5 46 Justin Armstrong				
LAP	LAP TIME	DIFF	MPH	TIME OF DAY
1 -	1:59.526	2.028	81.07	10:28:08.371
2 -	1:59.255 (3)	1.757	81.25	10:30:07.626
3 -	<b>1:57.498 (1)</b>		<b>82.47</b>	<b>10:32:05.124</b>
4 -	1:59.064 (2)	1.566	81.38	10:34:04.188

P6 99 Max McDonagh				
LAP	LAP TIME	DIFF	MPH	TIME OF DAY
1 -	2:00.028	2.423	80.73	10:28:13.145
2 -	1:58.661 (3)	1.056	81.66	10:30:11.806
3 -	1:57.938 (2)	0.333	82.16	10:32:09.744
4 -	<b>1:57.605 (1)</b>		<b>82.39</b>	<b>10:34:07.349</b>

P7 88 Henry Heaton				
LAP	LAP TIME	DIFF	MPH	TIME OF DAY
1 -	1:59.768	2.161	80.90	10:28:06.094
2 -	1:57.831 (2)	0.224	82.23	10:30:03.925
3 -	1:58.560	0.953	81.73	10:32:02.485
4 -	1:58.138 (3)	0.531	82.02	10:34:00.623
5 -	<b>1:57.607 (1)</b>		<b>82.39</b>	<b>10:35:58.230</b>

P8 14 Richard Osgerby				
LAP	LAP TIME	DIFF	MPH	TIME OF DAY
1 -	2:00.276	2.162	80.56	10:28:08.682
2 -	1:58.395 (3)	0.281	81.84	10:30:07.077
3 -	1:58.185 (2)	0.071	81.99	10:32:05.262
4 -	<b>1:58.114 (1)</b>		<b>82.04</b>	<b>10:34:03.376</b>

DIFF = Difference To Personal Best Lap

P9 87 Christian Szaruta				
LAP	LAP TIME	DIFF	MPH	TIME OF DAY
1 -	2:00.741	2.597	80.25	10:28:23.334
2 -	2:00.616 (3)	2.472	80.34	10:30:23.950
3 -	1:58.500 (2)	0.356	81.77	10:32:22.450
4 -	<b>1:58.144 (1)</b>		<b>82.02</b>	<b>10:34:20.594</b>

P10 78 Chris Hutchinson				
LAP	LAP TIME	DIFF	MPH	TIME OF DAY
1 -	1:58.811	0.505	81.56	10:28:16.372
2 -	1:58.749 (3)	0.443	81.60	10:30:15.121
3 -	<b>1:58.306 (1)</b>		<b>81.90</b>	<b>10:32:13.427</b>
4 -	1:58.390 (2)	0.084	81.85	10:34:11.817

P11 21 Christina Maple				
LAP	LAP TIME	DIFF	MPH	TIME OF DAY
1 -	2:00.407 (3)	1.938	80.48	10:28:38.065
2 -	<b>1:58.469 (1)</b>		<b>81.79</b>	<b>10:30:36.534</b>
3 -	2:01.039	2.570	80.06	10:32:37.573
4 -	1:58.685 (2)	0.216	81.64	10:34:36.258

P12 52 Martin Pratt				
LAP	LAP TIME	DIFF	MPH	TIME OF DAY
1 -	2:02.173	3.605	79.31	10:28:28.874
2 -	2:00.065 (2)	1.497	80.70	10:30:28.939
3 -	2:01.961 (3)	3.393	79.45	10:32:30.900
4 -	<b>1:58.568 (1)</b>		<b>81.72</b>	<b>10:34:29.468</b>

P13 18 Cedric Bloch				
LAP	LAP TIME	DIFF	MPH	TIME OF DAY
1 -	1:58.672 (3)	0.060	81.65	10:28:31.795
2 -	<b>1:58.612 (1)</b>		<b>81.69</b>	<b>10:30:30.407</b>
3 -	1:59.213	0.601	81.28	10:32:29.620
4 -	1:58.622 (2)	0.010	81.69	10:34:28.242

P14 66 Rob Clay				
LAP	LAP TIME	DIFF	MPH	TIME OF DAY
1 -	2:07.683	8.941	75.89	10:28:35.439
2 -	2:00.830 (2)	2.088	80.19	10:30:36.269
3 -	2:01.728 (3)	2.986	79.60	10:32:37.997
4 -	<b>1:58.742 (1)</b>		<b>81.60</b>	<b>10:34:36.739</b>

P15 23 Scott Harrison				
LAP	LAP TIME	DIFF	MPH	TIME OF DAY
1 -	2:02.322	3.405	79.22	10:28:22.319
2 -	2:00.052 (2)	1.135	80.71	10:30:22.371
3 -	2:00.712 (3)	1.795	80.27	10:32:23.083
4 -	<b>1:58.917 (1)</b>		<b>81.48</b>	<b>10:34:22.000</b>

P16 93 Mike Evans				
LAP	LAP TIME	DIFF	MPH	TIME OF DAY
1 -	1:59.339 (2)	0.336	81.20	10:28:10.664
2 -	<b>1:59.003 (1)</b>		<b>81.42</b>	<b>10:30:09.667</b>
3 -	1:59.813	0.810	80.87	10:32:09.480
4 -	1:59.800 (3)	0.797	80.88	10:34:09.280

Weather / Track : Cloudy / Damp

Oulton Park International  
Circuit Length = 2.6917 miles  
Start: 10:24 Flag 10:34 End: 10:36

# Caterham Raceday - Oulton Park - 19th September 2015

## Avon Tyres Caterham Tracksport Championship

### QUALIFYING -RACE 3 - LAP ANALYSIS

DIFF = Difference To Personal Best Lap

<b>P17 24 James Houston</b>				
LAP	LAP TIME	DIFF	MPH	TIME OF DAY
1 -	2:03.151	4.097	78.68	10:28:22.434
2 -	1:59.987 (3)	0.933	80.76	10:30:22.421
3 -	1:59.946 (2)	0.892	80.78	10:32:22.367
4 -	<b>1:59.054 (1)</b>		<b>81.39</b>	<b>10:34:21.421</b>

<b>P18 80 Rob Brown</b>				
LAP	LAP TIME	DIFF	MPH	TIME OF DAY
1 -	2:03.373	3.578	78.54	10:28:31.021
2 -	2:02.646 (3)	2.851	79.01	10:30:33.667
3 -	2:00.228 (2)	0.433	80.60	10:32:33.895
4 -	<b>1:59.795 (1)</b>		<b>80.89</b>	<b>10:34:33.690</b>

<b>P19 15 David Yates</b>				
LAP	LAP TIME	DIFF	MPH	TIME OF DAY
1 -	2:01.383	0.982	79.83	10:28:16.209
2 -	2:01.187 (2)	0.786	79.96	10:30:17.396
3 -	<b>2:00.401 (1)</b>		<b>80.48</b>	<b>10:32:17.797</b>
4 -	2:01.350 (3)	0.949	79.85	10:34:19.147

<b>P20 57 Alan Gower</b>				
LAP	LAP TIME	DIFF	MPH	TIME OF DAY
1 -	2:02.818 (3)	2.140	78.90	10:30:55.479
2 -	2:01.100 (2)	0.422	80.01	10:32:56.579
3 -	<b>2:00.678 (1)</b>		<b>80.29</b>	<b>10:34:57.257</b>

<b>P21 12 Andy Whitton</b>				
LAP	LAP TIME	DIFF	MPH	TIME OF DAY
1 -	2:05.097	3.732	77.46	10:28:30.667
2 -	2:04.209 (3)	2.844	78.01	10:30:34.876
3 -	2:03.983 (2)	2.618	78.15	10:32:38.859
4 -	<b>2:01.365 (1)</b>		<b>79.84</b>	<b>10:34:40.224</b>

<b>P22 67 Douglas Christie</b>				
LAP	LAP TIME	DIFF	MPH	TIME OF DAY
1 -	2:04.787	3.245	77.65	10:28:23.997
2 -	2:01.635 (3)	0.093	79.66	10:30:25.632
3 -	<b>2:01.542 (1)</b>		<b>79.72</b>	<b>10:32:27.174</b>
4 -	2:01.569 (2)	0.027	79.71	10:34:28.743

<b>P23 70 Mark Davies</b>				
LAP	LAP TIME	DIFF	MPH	TIME OF DAY
1 -	2:12.797	5.218	72.97	10:28:54.345
2 -	<b>2:07.579 (1)</b>		<b>75.95</b>	<b>10:31:01.924</b>
3 -	2:10.085 (2)	2.506	74.49	10:33:12.009
4 -	2:10.367 (3)	2.788	74.33	10:35:22.376

<b>P24 27 Nick Stevens</b>				
LAP	LAP TIME	DIFF	MPH	TIME OF DAY
1 -	2:11.178	3.423	73.87	10:28:55.278
2 -	<b>2:07.755 (1)</b>		<b>75.85</b>	<b>10:31:03.033</b>
3 -	2:09.270 (2)	1.515	74.96	10:33:12.303
4 -	2:10.329 (3)	2.574	74.35	10:35:22.632

Weather / Track : Cloudy / Damp

# Caterham Raceday - Oulton Park - 19th September 2015

## Avon Tyres Caterham Tracksport Championship

### RACE 3 - GRID (30 minutes)



ROW 12	23	2:07.579	70	Mark Davies	24	2:07.755	27	Nick Stevens
ROW 11	21	2:01.365	12	Andy Whitton	22	2:01.542	67	Douglas Christie
ROW 10	19	2:00.401	15	David Yates	20	2:00.678	57	Alan Gower
ROW 9	17	1:59.054	24	James Houston	18	1:59.795	80	Rob Brown
ROW 8	15	1:58.917	23	Scott Harrison	16	1:59.003	93	Mike Evans
ROW 7	13	1:58.612	18	Cedric Bloch	14	1:58.742	66	Rob Clay
ROW 6	11	1:58.469	21	Christina Maple	12	1:58.568	52	Martin Pratt
ROW 5	9	1:58.144	87	Christian Szaruta	10	1:58.306	78	Chris Hutchinson
ROW 4	7	1:57.607	88	Henry Heaton	8	1:58.114	14	Richard Osgerby
ROW 3	5	1:57.498	46	Justin Armstrong	6	1:57.605	99	Max McDonagh
ROW 2	3	1:57.098	90	Jack Brown	4	1:57.492	10	Max Robinson
ROW 1	1	1:56.860	20	Dan Gore	2	1:56.961	44	Timothy Dickens
<b>Pole</b>								

Oulton Park International  
Circuit Length = 2.6917 miles

These results are provisional until the conclusion of any judicial and technical matters.

Clerk Of Course :	Timekeeper :
-------------------	--------------

Results can be found at [www.tsl-timing.com](http://www.tsl-timing.com)

Printed - 10:37 Saturday, 19 September 2015





# Caterham Raceday - Oulton Park - 19th September 2015

## Avon Tyres Caterham Tracksport Championship

### RACE 3 - CLASSIFICATION



POS	NO	NAME	ENTRY	LAPS	TIME	GAP	DIFF	MPH	BEST	ON
1	90	Jack Brown	Caterham Tracksport	16	31:35.085			81.81	1:56.709	6
2	20	Dan Gore	Caterham Tracksport	16	31:35.681	0.596	0.596	81.78	1:56.767	14
3	88	Henry Heaton	Caterham Tracksport	16	31:35.805	0.720	0.124	81.78	1:56.752	6
4	10	Max Robinson	Caterham Tracksport	16	31:35.925	0.840	0.120	81.77	1:56.570	14
5	44	Timothy Dickens	Caterham Tracksport	16	31:36.636	1.551	0.711	81.74	1:56.207	14
6	78	Chris Hutchinson	Caterham Tracksport	16	31:51.516	16.431	14.880	81.11	1:57.023	6
7	87	Christian Szaruta	Caterham Tracksport	16	31:51.571	16.486	0.055	81.10	1:57.544	16
8	99	Max McDonagh	Caterham Tracksport	16	31:54.881	19.796	3.310	80.96	1:57.481	6
9	14	Richard Osgerby	Caterham Tracksport	16	31:58.544	23.459	3.663	80.81	1:57.732	3
10	23	Scott Harrison	Caterham Tracksport	16	31:58.680	23.595	0.136	80.80	1:58.028	7
11	93	Mike Evans	Caterham Tracksport	16	31:58.694	23.609	0.014	80.80	1:58.100	6
12	24	James Houston	Caterham Tracksport	16	31:59.496	24.411	0.802	80.77	1:58.340	15
13	15	David Yates	Caterham Tracksport	16	32:00.152	25.067	0.656	80.74	1:58.146	14
14	66	Rob Clay	Caterham Tracksport	16	32:00.255	25.170	0.103	80.74	1:58.391	14
15	52	Martin Pratt	Caterham Tracksport	16	32:01.712	26.627	1.457	80.68	1:57.936	11
16	21	Christina Maple	Caterham Tracksport	16	32:03.142	28.057	1.430	80.62	1:57.855	15
17	80	Rob Brown	Caterham Tracksport	16	32:07.989	32.904	4.847	80.41	1:58.730	15
18	57	Alan Gower	Caterham Tracksport	16	32:28.593	53.508	20.604	79.56	1:59.810	15
19	12	Andy Whitton	Caterham Tracksport	16	32:29.733	54.648	1.140	79.52	1:59.963	9
20	67	Douglas Christie	Caterham Tracksport	16	32:46.737	1:11.652	17.004	78.83	2:00.031	9
21	70	Mark Davies	Caterham Tracksport	16	33:00.626	1:25.541	13.889	78.28	2:01.646	13
22	27	Nick Stevens	Caterham Tracksport	16	33:00.710	1:25.625	0.084	78.27	2:01.637	13

#### NOT CLASSIFIED

DNF	18	Cedric Bloch	Caterham Tracksport	14	28:24.794	2 Laps	2 Laps	79.57	1:57.600	5
DNF	46	Justin Armstrong	Caterham Tracksport	9	18:08.238	7 Laps	5 Laps	80.14	1:58.844	7

#### FASTEST LAP

44	Timothy Dickens	Caterham Tracksport	14	1:56.207	83.38 mph	134.20 kph
----	-----------------	---------------------	----	----------	-----------	------------

Weather / Track : Bright / Dry

These results are provisional until the conclusion of any judicial and technical matters.

Oulton Park International

Circuit Length = 2.6917 miles

Start: 13:15 Flag 13:47 End: 13:49

Clerk Of Course :	Timekeeper :
-------------------	--------------

Results can be found at [www.tsl-timing.com](http://www.tsl-timing.com)

Printed - 13:50 Saturday, 19 September 2015



# Caterham Raceday - Oulton Park - 19th September 2015

## Avon Tyres Caterham Tracksport Championship

### RACE 3 - LAP CHART

LAP 1 @ 13:17:47.735			LAP 2 @ 13:19:46.443			LAP 3 @ 13:21:44.802			LAP 4 @ 13:23:44.151			LAP 5 @ 13:25:41.756		
NO	BEHIND	LAP TIME	NO	BEHIND	LAP TIME	NO	BEHIND	LAP TIME	NO	BEHIND	LAP TIME	NO	BEHIND	LAP TIME
44		2:04.215	20		1:58.588	44		1:58.207	20		1:59.216	90		1:57.568
10	0.110	2:04.325	44	0.152	1:58.860	88	0.072	1:57.884	90	0.037	1:58.788	44	0.127	1:57.518
20	0.120	2:04.335	88	0.547	1:58.383	20	0.133	1:58.492	44	0.214	1:59.563	20	0.410	1:58.015
88	0.872	2:05.087	10	0.850	1:59.448	90	0.598	1:57.986	88	0.349	1:59.626	88	0.714	1:57.970
99	1.691	2:05.906	90	0.971	1:57.907	10	0.868	1:58.377	10	0.521	1:59.002	10	1.319	1:58.403
90	1.772	2:05.987	14	2.914	1:59.682	14	2.287	1:57.732	14	0.936	1:57.998	14	5.405	2:02.074
14	1.940	2:06.155	18	3.996	1:58.779	18	5.750	2:00.113	18	5.921	1:59.520	18	5.916	1:57.600
78	2.227	2:06.442	93	4.051	1:59.089	93	5.857	2:00.165	87	6.092	1:59.429	87	6.163	1:57.676
87	2.671	2:06.886	78	4.127	2:00.608	87	6.012	1:59.879	93	6.914	2:00.406	78	7.767	1:58.214
46	2.742	2:06.957	87	4.492	2:00.529	78	6.113	2:00.345	78	7.158	2:00.394	93	8.369	1:59.060
21	2.985	2:07.200	46	5.077	2:01.043	46	6.609	1:59.891	46	7.284	2:00.024	23	8.819	1:58.972
93	3.670	2:07.885	23	5.934	1:59.897	23	6.882	1:59.307	23	7.452	1:59.919	46	10.053	2:00.374
18	3.925	2:08.140	24	6.708	1:59.905	24	7.345	1:58.996	24	7.734	1:59.738	24	10.457	2:00.328
23	4.745	2:08.960	52	7.491	1:59.719	66	8.474	1:59.255	66	8.139	1:59.014	66	10.668	2:00.134
24	5.511	2:09.726	66	7.578	2:00.522	52	9.188	2:00.056	52	8.699	1:58.860	15	11.201	1:59.721
66	5.764	2:09.979	80	8.427	2:00.510	80	9.369	1:59.301	15	9.085	1:58.447	52	12.596	2:01.502
52	6.480	2:10.695	15	8.513	1:59.845	15	9.987	1:59.833	80	10.244	2:00.224	80	12.914	2:00.275
80	6.625	2:10.840	67	10.476	2:01.172	12	14.761	2:02.182	99	15.105	1:58.083	99	15.478	1:57.978
15	7.376	2:11.591	12	10.938	2:01.475	67	15.087	2:02.970	12	15.975	2:00.563	12	19.071	2:00.701
67	8.012	2:12.227	57	14.435	2:01.879	99	16.371	1:58.893	67	17.181	2:01.443	57	21.488	2:01.613
12	8.171	2:12.386	70	14.726	2:04.798	57	16.697	2:00.621	57	17.480	2:00.132	67	22.395	2:02.819
70	8.636	2:12.851	99	15.837	2:12.854	21	21.130	1:59.440	21	20.627	1:58.846	21	22.435	1:59.413
57	11.264	2:15.479	27	17.219	2:04.024	70	21.295	2:04.928	70	25.013	2:03.067	70	30.574	2:03.166
27	11.903	2:16.118	21	20.049	2:15.772	27	22.207	2:03.347	27	25.225	2:02.367	27	30.701	2:03.081

Weather / Track : Bright / Dry

# Caterham Raceday - Oulton Park - 19th September 2015

## Avon Tyres Caterham Tracksport Championship

### RACE 3 - LAP CHART

LAP 6 @ 13:27:38.465			LAP 7 @ 13:29:35.642			LAP 8 @ 13:31:34.433			LAP 9 @ 13:33:33.396			LAP 10 @ 13:35:32.196		
NO	BEHIND	LAP TIME	NO	BEHIND	LAP TIME	NO	BEHIND	LAP TIME	NO	BEHIND	LAP TIME	NO	BEHIND	LAP TIME
90		1:56.709	90		1:57.177	44		1:58.712	44		1:58.963	44		1:58.800
44	0.308	1:56.890	44	0.079	1:56.948	90	0.089	1:58.880	20	0.084	1:58.711	90	0.367	1:57.864
20	0.520	1:56.819	20	0.270	1:56.927	88	0.215	1:58.542	88	1.233	1:59.981	88	0.450	1:58.017
88	0.757	1:56.752	88	0.464	1:56.884	20	0.336	1:58.857	90	1.303	2:00.177	20	0.618	1:59.334
10	1.608	1:56.998	10	1.525	1:57.094	10	0.428	1:57.694	10	1.371	1:59.906	10	0.656	1:58.085
87	7.506	1:58.052	87	9.714	1:59.385	87	9.955	1:59.032	18	9.959	1:58.718	87	9.964	1:58.736
18	7.590	1:58.383	18	9.808	1:59.395	78	10.031	1:58.538	87	10.028	1:59.036	18	10.087	1:58.928
14	7.829	1:59.133	14	9.965	1:59.313	18	10.204	1:59.187	78	10.092	1:59.024	78	10.788	1:59.496
78	8.081	1:57.023	78	10.284	1:59.380	14	10.568	1:59.394	14	10.311	1:58.706	93	11.175	1:59.157
93	9.760	1:58.100	93	11.294	1:58.711	93	10.933	1:58.430	93	10.818	1:58.848	14	11.332	1:59.821
23	10.753	1:58.643	23	11.604	1:58.028	23	11.463	1:58.650	23	11.248	1:58.748	23	11.958	1:59.510
24	13.216	1:59.468	66	15.170	1:58.795	24	16.617	2:00.143	24	16.945	1:59.291	99	16.734	1:57.918
66	13.552	1:59.593	24	15.265	1:59.226	66	16.706	2:00.327	15	17.185	1:59.307	24	17.257	1:59.112
15	14.062	1:59.570	15	15.662	1:58.777	15	16.841	1:59.970	99	17.616	1:59.060	15	17.834	1:59.449
46	14.521	2:01.177	46	16.188	1:58.844	46	17.314	1:59.917	66	17.950	2:00.207	66	18.088	1:58.938
52	14.829	1:58.942	52	16.499	1:58.847	99	17.519	1:58.550	46	18.362	2:00.011	52	19.391	1:59.315
80	15.259	1:59.054	99	17.760	1:58.687	52	17.864	2:00.156	52	18.876	1:59.975	80	19.977	1:59.347
99	16.250	1:57.481	80	17.870	1:59.788	80	18.180	1:59.101	80	19.430	2:00.213	21	25.346	1:58.365
12	24.325	2:01.963	21	26.487	1:58.875	21	26.260	1:58.564	21	25.781	1:58.484	57	33.676	2:00.580
21	24.789	1:59.063	57	27.766	1:59.980	57	30.451	2:01.476	57	31.896	2:00.408	12	35.276	2:00.628
57	24.963	2:00.184	12	28.510	2:01.362	67	31.108	2:00.996	67	32.176	2:00.031	67	35.523	2:02.147
67	25.997	2:00.311	67	28.903	2:00.083	12	32.448	2:02.729	12	33.448	1:59.963	70	55.980	2:02.474
70	37.419	2:03.554	70	44.201	2:03.959	70	49.134	2:03.724	70	52.306	2:02.135	27	56.122	2:01.961
27	37.936	2:03.944	27	44.340	2:03.581	27	49.537	2:03.988	27	52.961	2:02.387			

Weather / Track : Bright / Dry

Results can be found at [www.tsl-timing.com](http://www.tsl-timing.com)

Page 2 of 4

Oulton Park International  
Circuit Length = 2.6917 miles  
Start: 13:15 Flag 13:47 End: 13:49

Printed - 13:52 Saturday, 19 September 2015

# Caterham Raceday - Oulton Park - 19th September 2015

## Avon Tyres Caterham Tracksport Championship

### RACE 3 - LAP CHART

LAP 11 @ 13:37:30.773			LAP 12 @ 13:39:28.575			LAP 13 @ 13:41:25.853			LAP 14 @ 13:43:22.836			LAP 15 @ 13:45:21.085		
NO	BEHIND	LAP TIME	NO	BEHIND	LAP TIME	NO	BEHIND	LAP TIME	NO	BEHIND	LAP TIME	NO	BEHIND	LAP TIME
44		1:58.577	90		1:57.729	90		1:57.278	90		1:56.983	90		1:58.249
90	0.073	1:58.283	44	0.183	1:57.985	44	0.858	1:57.953	44	0.082	1:56.207	44	0.085	1:58.252
88	0.299	1:58.426	88	0.198	1:57.701	88	1.045	1:58.125	88	0.907	1:56.845	20	0.284	1:57.551
20	0.424	1:58.383	10	0.506	1:57.792	20	1.198	1:57.433	20	0.982	1:56.767	88	0.752	1:58.094
10	0.516	1:58.437	20	1.043	1:58.421	10	2.082	1:58.854	10	1.669	1:56.570	10	1.657	1:58.237
87	9.954	1:58.567	78	11.608	1:58.985	87	13.931	1:59.428	78	15.783	1:58.822	78	16.395	1:58.861
18	10.048	1:58.538	87	11.781	1:59.629	78	13.944	1:59.614	87	15.809	1:58.861	87	16.462	1:58.902
78	10.425	1:58.214	93	13.483	1:58.812	93	15.912	1:59.707	99	19.296	2:00.266	99	19.328	1:58.281
93	12.473	1:59.875	23	13.611	1:58.699	99	16.013	1:57.717	93	19.383	2:00.454	93	20.809	1:59.675
23	12.714	1:59.333	99	15.574	1:57.520	14	16.696	1:58.223	14	19.733	2:00.020	14	20.912	1:59.428
14	14.788	2:02.033	14	15.751	1:58.765	23	16.820	2:00.487	23	19.830	1:59.993	23	20.926	1:59.345
99	15.856	1:57.699	24	18.245	1:58.738	24	19.712	1:58.745	24	21.218	1:58.489	24	21.309	1:58.340
24	17.309	1:58.629	15	18.514	1:58.808	15	20.168	1:58.932	15	21.331	1:58.146	15	21.567	1:58.485
15	17.508	1:58.251	66	19.363	1:58.897	66	20.608	1:58.523	66	22.016	1:58.391	66	22.415	1:58.648
66	18.268	1:58.757	52	19.864	1:58.916	52	21.183	1:58.597	52	22.883	1:58.683	52	23.242	1:58.608
52	18.750	1:57.936	80	24.537	2:01.357	21	26.831	1:58.753	21	28.023	1:58.175	21	27.629	1:57.855
80	20.982	1:59.582	21	25.356	1:57.938	80	27.310	2:00.051	80	29.134	1:58.807	80	29.615	1:58.730
21	25.220	1:58.451	18	31.254	2:19.008	18	32.474	1:58.498	18	45.478	2:09.987 P	57	50.554	1:59.810
12	36.805	2:00.106	67	41.442	2:02.115	67	45.120	2:00.956	57	48.993	2:00.641	67	51.717	2:00.532
57	36.942	2:01.843	57	41.954	2:02.814	57	45.335	2:00.659	67	49.434	2:01.297	12	51.807	2:00.541
67	37.129	2:00.183	12	42.316	2:03.313	12	45.580	2:00.542	12	49.515	2:00.918	70	1:19.661	2:01.743
70	1:02.356	2:04.953	70	1:06.617	2:02.063	70	1:10.985	2:01.646	70	1:16.167	2:02.165	27	1:19.819	2:01.657
27	1:02.571	2:05.026	27	1:06.832	2:02.063	27	1:11.191	2:01.637	27	1:16.411	2:02.203			

Weather / Track : Bright / Dry

Results can be found at [www.tsl-timing.com](http://www.tsl-timing.com)

Page 3 of 4

Oulton Park International  
 Circuit Length = 2.6917 miles  
 Start: 13:15 Flag 13:47 End: 13:49

Printed - 13:52 Saturday, 19 September 2015

# Caterham Raceday - Oulton Park - 19th September 2015

## Avon Tyres Caterham Tracksport Championship

### RACE 3 - LAP CHART

**LAP 16** @ 13:47:18.605

NO	BEHIND	LAP TIME
90		1:57.520
20	0.596	1:57.832
88	0.720	1:57.488
10	0.840	1:56.703
44	1.551	1:58.986
78	16.431	1:57.556
87	16.486	1:57.544
99	19.796	1:57.988
14	23.459	2:00.067
23	23.595	2:00.189
93	23.609	2:00.320
24	24.411	2:00.622
15	25.067	2:01.020
66	25.170	2:00.275
52	26.627	2:00.905
21	28.057	1:57.948
80	32.904	2:00.809
57	53.508	2:00.474
12	54.648	2:00.361
67	1:11.652	2:17.455
70	1:25.541	2:03.400
27	1:25.625	2:03.326

# Caterham Raceday - Oulton Park - 19th September 2015

## Avon Tyres Caterham Tracksport Championship

### RACE 3 - LAP ANALYSIS

DIFF = Difference To Personal Best Lap

<b>P1 90 Jack Brown</b>				
LAP	LAP TIME	DIFF	MPH	TIME OF DAY
1 -	2:05.987	9.278	76.91	13:17:49.507
2 -	1:57.907	1.198	82.18	13:19:47.414
3 -	1:57.986	1.277	82.13	13:21:45.400
4 -	1:58.788	2.079	81.57	13:23:44.188
5 -	1:57.568	0.859	82.42	13:25:41.756
<b>6 -</b>	<b>1:56.709 (1)</b>		<b>83.03</b>	<b>13:27:38.465</b>
7 -	1:57.177 (3)	0.468	82.69	13:29:35.642
8 -	1:58.880	2.171	81.51	13:31:34.522
9 -	2:00.177	3.468	80.63	13:33:34.699
10 -	1:57.864	1.155	82.21	13:35:32.563
11 -	1:58.283	1.574	81.92	13:37:30.846
12 -	1:57.729	1.020	82.31	13:39:28.575
13 -	1:57.278	0.569	82.62	13:41:25.853
14 -	1:56.983 (2)	0.274	82.83	13:43:22.836
15 -	1:58.249	1.540	81.94	13:45:21.085
16 -	1:57.520	0.811	82.45	13:47:18.605

<b>P2 20 Dan Gore</b>				
LAP	LAP TIME	DIFF	MPH	TIME OF DAY
1 -	2:04.335	7.568	77.93	13:17:47.855
2 -	1:58.588	1.821	81.71	13:19:46.443
3 -	1:58.492	1.725	81.78	13:21:44.935
4 -	1:59.216	2.449	81.28	13:23:44.151
5 -	1:58.015	1.248	82.11	13:25:42.166
6 -	1:56.819 (2)	0.052	82.95	13:27:38.985
7 -	1:56.927 (3)	0.160	82.87	13:29:35.912
8 -	1:58.857	2.090	81.52	13:31:34.769
9 -	1:58.711	1.944	81.63	13:33:33.480
10 -	1:59.334	2.567	81.20	13:35:32.814
11 -	1:58.383	1.616	81.85	13:37:31.197
12 -	1:58.421	1.654	81.83	13:39:29.618
13 -	1:57.433	0.666	82.51	13:41:27.051
<b>14 -</b>	<b>1:56.767 (1)</b>		<b>82.98</b>	<b>13:43:23.818</b>
15 -	1:57.551	0.784	82.43	13:45:21.369
16 -	1:57.832	1.065	82.23	13:47:19.201

<b>P3 88 Henry Heaton</b>				
LAP	LAP TIME	DIFF	MPH	TIME OF DAY
1 -	2:05.087	8.335	77.46	13:17:48.607
2 -	1:58.383	1.631	81.85	13:19:46.990
3 -	1:57.884	1.132	82.20	13:21:44.874
4 -	1:59.626	2.874	81.00	13:23:44.500
5 -	1:57.970	1.218	82.14	13:25:42.470
<b>6 -</b>	<b>1:56.752 (1)</b>		<b>82.99</b>	<b>13:27:39.222</b>
7 -	1:56.884 (3)	0.132	82.90	13:29:36.106
8 -	1:58.542	1.790	81.74	13:31:34.648
9 -	1:59.981	3.229	80.76	13:33:34.629
10 -	1:58.017	1.265	82.11	13:35:32.646
11 -	1:58.426	1.674	81.82	13:37:31.072
12 -	1:57.701	0.949	82.33	13:39:28.773
13 -	1:58.125	1.373	82.03	13:41:26.898
14 -	1:56.845 (2)	0.093	82.93	13:43:23.743
15 -	1:58.094	1.342	82.05	13:45:21.837
16 -	1:57.488	0.736	82.47	13:47:19.325

<b>P4 10 Max Robinson</b>				
LAP	LAP TIME	DIFF	MPH	TIME OF DAY
1 -	2:04.325	7.755	77.94	13:17:47.845
2 -	1:59.448	2.878	81.12	13:19:47.293

DIFF = Difference To Personal Best Lap

3 -	1:58.377	1.807	81.86	13:21:45.670
4 -	1:59.002	2.432	81.43	13:23:44.672
5 -	1:58.403	1.833	81.84	13:25:43.075
6 -	1:56.998 (3)	0.428	82.82	13:27:40.073
7 -	1:57.094	0.524	82.75	13:29:37.167
8 -	1:57.694	1.124	82.33	13:31:34.861
9 -	1:59.906	3.336	80.81	13:33:34.767
10 -	1:58.085	1.515	82.06	13:35:32.852
11 -	1:58.437	1.867	81.81	13:37:31.289
12 -	1:57.792	1.222	82.26	13:39:29.081
13 -	1:58.854	2.284	81.53	13:41:27.935
<b>14 -</b>	<b>1:56.570 (1)</b>		<b>83.12</b>	<b>13:43:24.505</b>
15 -	1:58.237	1.667	81.95	13:45:22.742
16 -	1:56.703 (2)	0.133	83.03	13:47:19.445

<b>P5 44 Timothy Dickens</b>				
LAP	LAP TIME	DIFF	MPH	TIME OF DAY
1 -	2:04.215	8.008	78.01	13:17:47.735
2 -	1:58.860	2.653	81.52	13:19:46.595
3 -	1:58.207	2.000	81.97	13:21:44.802
4 -	1:59.563	3.356	81.04	13:23:44.365
5 -	1:57.518	1.311	82.45	13:25:41.883
6 -	1:56.890 (2)	0.683	82.90	13:27:38.773
7 -	1:56.948 (3)	0.741	82.86	13:29:35.721
8 -	1:58.712	2.505	81.62	13:31:34.433
9 -	1:58.963	2.756	81.45	13:33:33.396
10 -	1:58.800	2.593	81.56	13:35:32.196
11 -	1:58.577	2.370	81.72	13:37:30.773
12 -	1:57.985	1.778	82.13	13:39:28.758
13 -	1:57.953	1.746	82.15	13:41:26.711
<b>14 -</b>	<b>1:56.207 (1)</b>		<b>83.38</b>	<b>13:43:22.918</b>
15 -	1:58.252	2.045	81.94	13:45:21.170
16 -	1:58.986	2.779	81.44	13:47:20.156

<b>P6 78 Chris Hutchinson</b>				
LAP	LAP TIME	DIFF	MPH	TIME OF DAY
1 -	2:06.442	9.419	76.63	13:17:49.962
2 -	2:00.608	3.585	80.34	13:19:50.570
3 -	2:00.345	3.322	80.52	13:21:50.915
4 -	2:00.394	3.371	80.48	13:23:51.309
5 -	1:58.214 (3)	1.191	81.97	13:25:49.523
<b>6 -</b>	<b>1:57.023 (1)</b>		<b>82.80</b>	<b>13:27:46.546</b>
7 -	1:59.380	2.357	81.17	13:29:45.926
8 -	1:58.538	1.515	81.74	13:31:44.464
9 -	1:59.024	2.001	81.41	13:33:43.488
10 -	1:59.496	2.473	81.09	13:35:42.984
11 -	1:58.214 (3)	1.191	81.97	13:37:41.198
12 -	1:58.985	1.962	81.44	13:39:40.183
13 -	1:59.614	2.591	81.01	13:41:39.797
14 -	1:58.822	1.799	81.55	13:43:38.619
15 -	1:58.861	1.838	81.52	13:45:37.480
16 -	1:57.556 (2)	0.533	82.43	13:47:35.036

<b>P7 87 Christian Szaruta</b>				
LAP	LAP TIME	DIFF	MPH	TIME OF DAY
1 -	2:06.886	9.342	76.37	13:17:50.406
2 -	2:00.529	2.985	80.39	13:19:50.935
3 -	1:59.879	2.335	80.83	13:21:50.814
4 -	1:59.429	1.885	81.13	13:23:50.243
5 -	1:57.676 (2)	0.132	82.34	13:25:47.919
6 -	1:58.052 (3)	0.508	82.08	13:27:45.971
7 -	1:59.385	1.841	81.16	13:29:45.356

Weather / Track : Bright / Dry

Oulton Park International  
Circuit Length = 2.6917 miles  
Start: 13:15 Flag 13:47 End: 13:49

# Caterham Raceday - Oulton Park - 19th September 2015

## Avon Tyres Caterham Tracksport Championship

### RACE 3 - LAP ANALYSIS

DIFF = Difference To Personal Best Lap

8 -	1:59.032	1.488	81.41	13:31:44.388
9 -	1:59.036	1.492	81.40	13:33:43.424
10 -	1:58.736	1.192	81.61	13:35:42.160
11 -	1:58.567	1.023	81.72	13:37:40.727
12 -	1:59.629	2.085	81.00	13:39:40.356
13 -	1:59.428	1.884	81.14	13:41:39.784
14 -	1:58.861	1.317	81.52	13:43:38.645
15 -	1:58.902	1.358	81.49	13:45:37.547
<b>16 -</b>	<b>1:57.544 (1)</b>		<b>82.44</b>	<b>13:47:35.091</b>

#### P8 99 Max McDonagh

LAP	LAP TIME	DIFF	MPH	TIME OF DAY
1 -	2:05.906	8.425	76.96	13:17:49.426
2 -	2:12.854	15.373	72.94	13:20:02.280
3 -	1:58.893	1.412	81.50	13:22:01.173
4 -	1:58.083	0.602	82.06	13:23:59.256
5 -	1:57.978	0.497	82.13	13:25:57.234
<b>6 -</b>	<b>1:57.481 (1)</b>		<b>82.48</b>	<b>13:27:54.715</b>
7 -	1:58.687	1.206	81.64	13:29:53.402
8 -	1:58.550	1.069	81.74	13:31:51.952
9 -	1:59.060	1.579	81.39	13:33:51.012
10 -	1:57.918	0.437	82.17	13:35:48.930
11 -	1:57.699 (3)	0.218	82.33	13:37:46.629
12 -	1:57.520 (2)	0.039	82.45	13:39:44.149
13 -	1:57.717	0.236	82.31	13:41:41.866
14 -	2:00.266	2.785	80.57	13:43:42.132
15 -	1:58.281	0.800	81.92	13:45:40.413
16 -	1:57.988	0.507	82.13	13:47:38.401

#### P9 14 Richard Osgerby

LAP	LAP TIME	DIFF	MPH	TIME OF DAY
1 -	2:06.155	8.423	76.81	13:17:49.675
2 -	1:59.682	1.950	80.96	13:19:49.357
<b>3 -</b>	<b>1:57.732 (1)</b>		<b>82.30</b>	<b>13:21:47.089</b>
4 -	1:57.998 (2)	0.266	82.12	13:23:45.087
5 -	2:02.074	4.342	79.38	13:25:47.161
6 -	1:59.133	1.401	81.34	13:27:46.294
7 -	1:59.313	1.581	81.21	13:29:45.607
8 -	1:59.394	1.662	81.16	13:31:45.001
9 -	1:58.706	0.974	81.63	13:33:43.707
10 -	1:59.821	2.089	80.87	13:35:43.528
11 -	2:02.033	4.301	79.40	13:37:45.561
12 -	1:58.765	1.033	81.59	13:39:44.326
13 -	1:58.223 (3)	0.491	81.96	13:41:42.549
14 -	2:00.020	2.288	80.73	13:43:42.569
15 -	1:59.428	1.696	81.14	13:45:41.997
16 -	2:00.067	2.335	80.70	13:47:42.064

#### P10 23 Scott Harrison

LAP	LAP TIME	DIFF	MPH	TIME OF DAY
1 -	2:08.960	10.932	75.14	13:17:52.480
2 -	1:59.897	1.869	80.82	13:19:52.377
3 -	1:59.307	1.279	81.22	13:21:51.684
4 -	1:59.919	1.891	80.80	13:23:51.603
5 -	1:58.972	0.944	81.45	13:25:50.575
6 -	1:58.643 (2)	0.615	81.67	13:27:49.218
<b>7 -</b>	<b>1:58.028 (1)</b>		<b>82.10</b>	<b>13:29:47.246</b>
8 -	1:58.650 (3)	0.622	81.67	13:31:45.896
9 -	1:58.748	0.720	81.60	13:33:44.644
10 -	1:59.510	1.482	81.08	13:35:44.154
11 -	1:59.333	1.305	81.20	13:37:43.487
12 -	1:58.699	0.671	81.63	13:39:42.186

DIFF = Difference To Personal Best Lap

13 -	2:00.487	2.459	80.42	13:41:42.673
14 -	1:59.993	1.965	80.75	13:43:42.666
15 -	1:59.345	1.317	81.19	13:45:42.011
16 -	2:00.189	2.161	80.62	13:47:42.200

#### P11 93 Mike Evans

LAP	LAP TIME	DIFF	MPH	TIME OF DAY
1 -	2:07.885	9.785	75.77	13:17:51.405
2 -	1:59.089	0.989	81.37	13:19:50.494
3 -	2:00.165	2.065	80.64	13:21:50.659
4 -	2:00.406	2.306	80.48	13:23:51.065
5 -	1:59.060	0.960	81.39	13:25:50.125
<b>6 -</b>	<b>1:58.100 (1)</b>		<b>82.05</b>	<b>13:27:48.225</b>
7 -	1:58.711 (3)	0.611	81.63	13:29:46.936
8 -	1:58.430 (2)	0.330	81.82	13:31:45.366
9 -	1:58.848	0.748	81.53	13:33:44.214
10 -	1:59.157	1.057	81.32	13:35:43.371
11 -	1:59.875	1.775	80.83	13:37:43.246
12 -	1:58.812	0.712	81.56	13:39:42.058
13 -	1:59.707	1.607	80.95	13:41:41.765
14 -	2:00.454	2.354	80.44	13:43:42.219
15 -	1:59.675	1.575	80.97	13:45:41.894
16 -	2:00.320	2.220	80.53	13:47:42.214

#### P12 24 James Houston

LAP	LAP TIME	DIFF	MPH	TIME OF DAY
1 -	2:09.726	11.386	74.69	13:17:53.246
2 -	1:59.905	1.565	80.81	13:19:53.151
3 -	1:58.996	0.656	81.43	13:21:52.147
4 -	1:59.738	1.398	80.93	13:23:51.885
5 -	2:00.328	1.988	80.53	13:25:52.213
6 -	1:59.468	1.128	81.11	13:27:51.681
7 -	1:59.226	0.886	81.27	13:29:50.907
8 -	2:00.143	1.803	80.65	13:31:51.050
9 -	1:59.291	0.951	81.23	13:33:50.341
10 -	1:59.112	0.772	81.35	13:35:49.453
11 -	1:58.629 (3)	0.289	81.68	13:37:48.082
12 -	1:58.738	0.398	81.61	13:39:46.820
13 -	1:58.745	0.405	81.60	13:41:45.565
14 -	1:58.489 (2)	0.149	81.78	13:43:44.054
<b>15 -</b>	<b>1:58.340 (1)</b>		<b>81.88</b>	<b>13:45:42.394</b>
16 -	2:00.622	2.282	80.33	13:47:43.016

#### P13 15 David Yates

LAP	LAP TIME	DIFF	MPH	TIME OF DAY
1 -	2:11.591	13.445	73.63	13:17:55.111
2 -	1:59.845	1.699	80.85	13:19:54.956
3 -	1:59.833	1.687	80.86	13:21:54.789
4 -	1:58.447 (3)	0.301	81.81	13:23:53.236
5 -	1:59.721	1.575	80.94	13:25:52.957
6 -	1:59.570	1.424	81.04	13:27:52.527
7 -	1:58.777	0.631	81.58	13:29:51.304
8 -	1:59.970	1.824	80.77	13:31:51.274
9 -	1:59.307	1.161	81.22	13:33:50.581
10 -	1:59.449	1.303	81.12	13:35:50.030
11 -	1:58.251 (2)	0.105	81.94	13:37:48.281
12 -	1:58.808	0.662	81.56	13:39:47.089
13 -	1:58.932	0.786	81.47	13:41:46.021
<b>14 -</b>	<b>1:58.146 (1)</b>		<b>82.02</b>	<b>13:43:44.167</b>
15 -	1:58.485	0.339	81.78	13:45:42.652
16 -	2:01.020	2.874	80.07	13:47:43.672

Weather / Track : Bright / Dry

Oulton Park International  
Circuit Length = 2.6917 miles  
Start: 13:15 Flag 13:47 End: 13:49

# Caterham Raceday - Oulton Park - 19th September 2015

## Avon Tyres Caterham Tracksport Championship

### RACE 3 - LAP ANALYSIS

DIFF = Difference To Personal Best Lap

P14 66 Rob Clay				
LAP	LAP TIME	DIFF	MPH	TIME OF DAY
1 -	2:09.979	11.588	74.55	13:17:53.499
2 -	2:00.522	2.131	80.40	13:19:54.021
3 -	1:59.255	0.864	81.25	13:21:53.276
4 -	1:59.014	0.623	81.42	13:23:52.290
5 -	2:00.134	1.743	80.66	13:25:52.424
6 -	1:59.593	1.202	81.02	13:27:52.017
7 -	1:58.795	0.404	81.57	13:29:50.812
8 -	2:00.327	1.936	80.53	13:31:51.139
9 -	2:00.207	1.816	80.61	13:33:51.346
10 -	1:58.938	0.547	81.47	13:35:50.284
11 -	1:58.757	0.366	81.59	13:37:49.041
12 -	1:58.897	0.506	81.50	13:39:47.938
13 -	1:58.523 (2)	0.132	81.75	13:41:46.461
<b>14 -</b>	<b>1:58.391 (1)</b>		<b>81.85</b>	<b>13:43:44.852</b>
15 -	1:58.648 (3)	0.257	81.67	13:45:43.500
16 -	2:00.275	1.884	80.56	13:47:43.775

P15 52 Martin Pratt				
LAP	LAP TIME	DIFF	MPH	TIME OF DAY
1 -	2:10.695	12.759	74.14	13:17:54.215
2 -	1:59.719	1.783	80.94	13:19:53.934
3 -	2:00.056	2.120	80.71	13:21:53.990
4 -	1:58.860	0.924	81.52	13:23:52.850
5 -	2:01.502	3.566	79.75	13:25:54.352
6 -	1:58.942	1.006	81.47	13:27:53.294
7 -	1:58.847	0.911	81.53	13:29:52.141
8 -	2:00.156	2.220	80.64	13:31:52.297
9 -	1:59.975	2.039	80.77	13:33:52.272
10 -	1:59.315	1.379	81.21	13:35:51.587
<b>11 -</b>	<b>1:57.936 (1)</b>		<b>82.16</b>	<b>13:37:49.523</b>
12 -	1:58.916	0.980	81.48	13:39:48.439
13 -	1:58.597 (2)	0.661	81.70	13:41:47.036
14 -	1:58.683	0.747	81.64	13:43:45.719
15 -	1:58.608 (3)	0.672	81.70	13:45:44.327
16 -	2:00.905	2.969	80.14	13:47:45.232

P16 21 Christina Maple				
LAP	LAP TIME	DIFF	MPH	TIME OF DAY
1 -	2:07.200	9.345	76.18	13:17:50.720
2 -	2:15.772	17.917	71.37	13:20:06.492
3 -	1:59.440	1.585	81.13	13:22:05.932
4 -	1:58.846	0.991	81.53	13:24:04.778
5 -	1:59.413	1.558	81.15	13:26:04.191
6 -	1:59.063	1.208	81.38	13:28:03.254
7 -	1:58.875	1.020	81.51	13:30:02.129
8 -	1:58.564	0.709	81.73	13:32:00.693
9 -	1:58.484	0.629	81.78	13:33:59.177
10 -	1:58.365	0.510	81.86	13:35:57.542
11 -	1:58.451	0.596	81.80	13:37:55.993
12 -	1:57.938 (2)	0.083	82.16	13:39:53.931
13 -	1:58.753	0.898	81.60	13:41:52.684
14 -	1:58.175	0.320	82.00	13:43:50.859
<b>15 -</b>	<b>1:57.855 (1)</b>		<b>82.22</b>	<b>13:45:48.714</b>
16 -	1:57.948 (3)	0.093	82.15	13:47:46.662

P17 80 Rob Brown				
LAP	LAP TIME	DIFF	MPH	TIME OF DAY
1 -	2:10.840	12.110	74.06	13:17:54.360
2 -	2:00.510	1.780	80.41	13:19:54.870

DIFF = Difference To Personal Best Lap

3 -	1:59.301	0.571	81.22	13:21:54.171
4 -	2:00.224	1.494	80.60	13:23:54.395
5 -	2:00.275	1.545	80.56	13:25:54.670
6 -	1:59.054 (3)	0.324	81.39	13:27:53.724
7 -	1:59.788	1.058	80.89	13:29:53.512
8 -	1:59.101	0.371	81.36	13:31:52.613
9 -	2:00.213	1.483	80.61	13:33:52.826
10 -	1:59.347	0.617	81.19	13:35:52.173
11 -	1:59.582	0.852	81.03	13:37:51.755
12 -	2:01.357	2.627	79.85	13:39:53.112
13 -	2:00.051	1.321	80.71	13:41:53.163
14 -	1:58.807 (2)	0.077	81.56	13:43:51.970
<b>15 -</b>	<b>1:58.730 (1)</b>		<b>81.61</b>	<b>13:45:50.700</b>
16 -	2:00.809	2.079	80.21	13:47:51.509

P18 57 Alan Gower				
LAP	LAP TIME	DIFF	MPH	TIME OF DAY
1 -	2:15.479	15.669	71.52	13:17:58.999
2 -	2:01.879	2.069	79.50	13:20:00.878
3 -	2:00.621	0.811	80.33	13:22:01.499
4 -	2:00.132 (3)	0.322	80.66	13:24:01.631
5 -	2:01.613	1.803	79.68	13:26:03.244
6 -	2:00.184	0.374	80.62	13:28:03.428
7 -	1:59.980 (2)	0.170	80.76	13:30:03.408
8 -	2:01.476	1.666	79.77	13:32:04.884
9 -	2:00.408	0.598	80.47	13:34:05.292
10 -	2:00.580	0.770	80.36	13:36:05.872
11 -	2:01.843	2.033	79.53	13:38:07.715
12 -	2:02.814	3.004	78.90	13:40:10.529
13 -	2:00.659	0.849	80.31	13:42:11.188
14 -	2:00.641	0.831	80.32	13:44:11.829
<b>15 -</b>	<b>1:59.810 (1)</b>		<b>80.88</b>	<b>13:46:11.639</b>
16 -	2:00.474	0.664	80.43	13:48:12.113

P19 12 Andy Whitton				
LAP	LAP TIME	DIFF	MPH	TIME OF DAY
1 -	2:12.386	12.423	73.19	13:17:55.906
2 -	2:01.475	1.512	79.77	13:19:57.381
3 -	2:02.182	2.219	79.31	13:21:59.563
4 -	2:00.563	0.600	80.37	13:24:00.126
5 -	2:00.701	0.738	80.28	13:26:00.827
6 -	2:01.963	2.000	79.45	13:28:02.790
7 -	2:01.362	1.399	79.84	13:30:04.152
8 -	2:02.729	2.766	78.95	13:32:06.881
<b>9 -</b>	<b>1:59.963 (1)</b>		<b>80.77</b>	<b>13:34:06.844</b>
10 -	2:00.628	0.665	80.33	13:36:07.472
11 -	2:00.106 (2)	0.143	80.68	13:38:07.578
12 -	2:03.313	3.350	78.58	13:40:10.891
13 -	2:00.542	0.579	80.39	13:42:11.433
14 -	2:00.918	0.955	80.14	13:44:12.351
15 -	2:00.541	0.578	80.39	13:46:12.892
16 -	2:00.361 (3)	0.398	80.51	13:48:13.253

P20 67 Douglas Christie				
LAP	LAP TIME	DIFF	MPH	TIME OF DAY
1 -	2:12.227	12.196	73.28	13:17:55.747
2 -	2:01.172	1.141	79.97	13:19:56.919
3 -	2:02.970	2.939	78.80	13:21:59.889
4 -	2:01.443	1.412	79.79	13:24:01.332
5 -	2:02.819	2.788	78.89	13:26:04.151
6 -	2:00.311	0.280	80.54	13:28:04.462
7 -	2:00.083 (2)	0.052	80.69	13:30:04.545

Weather / Track : Bright / Dry

Oulton Park International  
Circuit Length = 2.6917 miles  
Start: 13:15 Flag 13:47 End: 13:49



# Caterham Raceday - Oulton Park - 19th September 2015

## Avon Tyres Caterham Tracksport Championship

### RACE 3 - LAP ANALYSIS

DIFF = Difference To Personal Best Lap

8 -	2:00.996	0.965	80.08	13:32:05.541
<b>9 -</b>	<b>2:00.031 (1)</b>		<b>80.73</b>	<b>13:34:05.572</b>
10 -	2:02.147	2.116	79.33	13:36:07.719
11 -	2:00.183 (3)	0.152	80.63	13:38:07.902
12 -	2:02.115	2.084	79.35	13:40:10.017
13 -	2:00.956	0.925	80.11	13:42:10.973
14 -	2:01.297	1.266	79.88	13:44:12.270
15 -	2:00.532	0.501	80.39	13:46:12.802
16 -	2:17.455	17.424	70.49	13:48:30.257

#### P21 70 Mark Davies

LAP	LAP TIME	DIFF	MPH	TIME OF DAY
1 -	2:12.851	11.205	72.94	13:17:56.371
2 -	2:04.798	3.152	77.64	13:20:01.169
3 -	2:04.928	3.282	77.56	13:22:06.097
4 -	2:03.067	1.421	78.74	13:24:09.164
5 -	2:03.166	1.520	78.67	13:26:12.330
6 -	2:03.554	1.908	78.43	13:28:15.884
7 -	2:03.959	2.313	78.17	13:30:19.843
8 -	2:03.724	2.078	78.32	13:32:23.567
9 -	2:02.135	0.489	79.34	13:34:25.702
10 -	2:02.474	0.828	79.12	13:36:28.176
11 -	2:04.953	3.307	77.55	13:38:33.129
12 -	2:02.063 (3)	0.417	79.38	13:40:35.192
<b>13 -</b>	<b>2:01.646 (1)</b>		<b>79.66</b>	<b>13:42:36.838</b>
14 -	2:02.165	0.519	79.32	13:44:39.003
15 -	2:01.743 (2)	0.097	79.59	13:46:40.746
16 -	2:03.400	1.754	78.52	13:48:44.146

#### P22 27 Nick Stevens

LAP	LAP TIME	DIFF	MPH	TIME OF DAY
1 -	2:16.118	14.481	71.19	13:17:59.638
2 -	2:04.024	2.387	78.13	13:20:03.662
3 -	2:03.347	1.710	78.56	13:22:07.009
4 -	2:02.367	0.730	79.19	13:24:09.376
5 -	2:03.081	1.444	78.73	13:26:12.457
6 -	2:03.944	2.307	78.18	13:28:16.401
7 -	2:03.581	1.944	78.41	13:30:19.982
8 -	2:03.988	2.351	78.15	13:32:23.970
9 -	2:02.387	0.750	79.17	13:34:26.357
10 -	2:01.961 (3)	0.324	79.45	13:36:28.318
11 -	2:05.026	3.389	77.50	13:38:33.344
12 -	2:02.063	0.426	79.38	13:40:35.407
<b>13 -</b>	<b>2:01.637 (1)</b>		<b>79.66</b>	<b>13:42:37.044</b>
14 -	2:02.203	0.566	79.29	13:44:39.247
15 -	2:01.657 (2)	0.020	79.65	13:46:40.904
16 -	2:03.326	1.689	78.57	13:48:44.230

#### P23 18 Cedric Bloch

LAP	LAP TIME	DIFF	MPH	TIME OF DAY
1 -	2:08.140	10.540	75.62	13:17:51.660
2 -	1:58.779	1.179	81.58	13:19:50.439
3 -	2:00.113	2.513	80.67	13:21:50.552
4 -	1:59.520	1.920	81.07	13:23:50.072
<b>5 -</b>	<b>1:57.600 (1)</b>		<b>82.40</b>	<b>13:25:47.672</b>
6 -	1:58.383 (2)	0.783	81.85	13:27:46.055
7 -	1:59.395	1.795	81.16	13:29:45.450
8 -	1:59.187	1.587	81.30	13:31:44.637
9 -	1:58.718	1.118	81.62	13:33:43.355
10 -	1:58.928	1.328	81.48	13:35:42.283
11 -	1:58.538	0.938	81.74	13:37:40.821
12 -	2:19.008	21.408	69.71	13:39:59.829

DIFF = Difference To Personal Best Lap

13 -	1:58.498 (3)	0.898	81.77	13:41:58.327
14 -	2:09.987 P	12.387	74.54	13:44:08.314

#### P24 46 Justin Armstrong

LAP	LAP TIME	DIFF	MPH	TIME OF DAY
1 -	2:06.957	8.113	76.32	13:17:50.477
2 -	2:01.043	2.199	80.05	13:19:51.520
3 -	1:59.891 (2)	1.047	80.82	13:21:51.411
4 -	2:00.024	1.180	80.73	13:23:51.435
5 -	2:00.374	1.530	80.50	13:25:51.809
6 -	2:01.177	2.333	79.96	13:27:52.986
<b>7 -</b>	<b>1:58.844 (1)</b>		<b>81.53</b>	<b>13:29:51.830</b>
8 -	1:59.917 (3)	1.073	80.80	13:31:51.747
9 -	2:00.011	1.167	80.74	13:33:51.758

Weather / Track : Bright / Dry

Oulton Park International  
Circuit Length = 2.6917 miles  
Start: 13:15 Flag 13:47 End: 13:49

Caterham Raceday - Oulton Park - 19th September 2015

Avon Tyres Caterham Tracksport Championship

RACE 8 - GRID (30 minutes)



ROW 12	23	<b>18</b> Cedric Bloch	24	<b>46</b> Justin Armstrong
ROW 11	21	<b>70</b> Mark Davies	22	<b>27</b> Nick Stevens
ROW 10	19	<b>12</b> Andy Whitton	20	<b>67</b> Douglas Christie
ROW 9	17	<b>80</b> Rob Brown	18	<b>57</b> Alan Gower
ROW 8	15	<b>52</b> Martin Pratt	16	<b>21</b> Christina Maple
ROW 7	13	<b>15</b> David Yates	14	<b>66</b> Rob Clay
ROW 6	11	<b>93</b> Mike Evans	12	<b>24</b> James Houston
ROW 5	9	<b>14</b> Richard Osgerby	10	<b>23</b> Scott Harrison
ROW 4	7	<b>87</b> Christian Szaruta	8	<b>99</b> Max McDonagh
ROW 3	5	<b>44</b> Timothy Dickens	6	<b>78</b> Chris Hutchinson
ROW 2	3	<b>88</b> Henry Heaton	4	<b>10</b> Max Robinson
ROW 1	1	<b>90</b> Jack Brown	2	<b>20</b> Dan Gore

**Pole**

Oulton Park International  
Circuit Length = 2.6917 miles

These results are provisional until the conclusion of any judicial and technical matters.

Clerk Of Course :	Timekeeper :
-------------------	--------------

Results can be found at [www.tsl-timing.com](http://www.tsl-timing.com)

Printed - 13:53 Saturday, 19 September 2015



Caterham Raceday - Oulton Park - 19th September 2015

Avon Tyres Caterham Tracksport Championship

**RACE 8 - CLASSIFICATION - AMENDED**

POS	NO	NAME	ENTRY	LAPS	TIME	GAP	DIFF	MPH	BEST	ON
1	90	Jack Brown	Caterham Tracksport	15	31:22.102			77.23	1:56.599	11
2	87	Christian Szaruta	Caterham Tracksport	15	31:36.330	14.228	14.228	76.65	1:57.033	5
3	10	Max Robinson	Caterham Tracksport	15	31:36.417	14.315	0.087	76.64	1:56.719	5
4	44	Timothy Dickens	Caterham Tracksport	15	31:37.010	14.908	0.593	76.62	1:56.723	4
5	20	Dan Gore	Caterham Tracksport	15	31:37.096	14.994	0.086	76.62	1:56.448	4
6	88	Henry Heaton	Caterham Tracksport	15	31:37.526	15.424	0.430	76.60	1:56.658	4
7	99	Max McDonagh	Caterham Tracksport	15	31:37.673	15.571	0.147	76.59	1:57.096	12
8	78	Chris Hutchinson	Caterham Tracksport	15	31:38.224	16.122	0.551	76.57	1:56.447	4
9	14	Richard Osgerby	Caterham Tracksport	15	31:42.985	20.883	4.761	76.38	1:57.020	3
10	21	Christina Maple	Caterham Tracksport	15	31:45.409	23.307	2.424	76.28	1:57.613	7
11	18	Cedric Bloch	Caterham Tracksport	15	31:59.110	37.008	13.701	75.74	1:57.555	5
12	15	David Yates	Caterham Tracksport	15	32:01.951	39.849	2.841	75.62	1:58.197	7
13	66	Rob Clay	Caterham Tracksport	15	32:02.051	39.949	0.100	75.62	1:57.948	7
14	24	James Houston	Caterham Tracksport	15	32:02.689	40.587	0.638	75.60	1:58.227	4
15	46	Justin Armstrong	Caterham Tracksport	15	32:03.315	41.213	0.626	75.57	1:58.858	15
16	52	Martin Pratt	Caterham Tracksport	15	32:04.102	42.000	0.787	75.54	1:57.747	10
17	80	Rob Brown	Caterham Tracksport	15	32:05.102	43.000	1.000	75.50	1:57.711	11
18	70	Mark Davies	Caterham Tracksport	15	32:51.026	1:28.924	45.924	73.74	2:00.606	3
19	67	Douglas Christie	Caterham Tracksport	15	32:54.356	1:32.254	3.330	73.62	1:59.753	6
20	27	Nick Stevens	Caterham Tracksport	15	32:54.467	1:32.365	0.111	73.61	2:00.309	12

NOT CLASSIFIED

DNF	57	Alan Gower	Caterham Tracksport	1	2:57.270	14 Laps	14 Laps	54.66		
DNF	23	Scott Harrison	Caterham Tracksport	1	3:53.162	14 Laps	55.892	41.56		
DNF	93	Mike Evans	Caterham Tracksport	0						

FASTEST LAP

78	Chris Hutchinson	Caterham Tracksport	4	1:56.447	83.21 mph	133.92 kph
----	------------------	---------------------	---	----------	-----------	------------

CAR 12 - EXCLUDED FROM RACE RESULT (Clerk of Course Decision. Regs C1.1.5 & G5.3.5 refer)

Weather / Track : Bright / Dry

These results are provisional until the conclusion of any judicial and technical matters.

Oulton Park International

Circuit Length = 2.6917 miles

Start: 16:21 Flag 16:52 End: 16:54

Clerk Of Course :	Timekeeper :
-------------------	--------------

Results can be found at [www.tsl-timing.com](http://www.tsl-timing.com)

Printed - 17:53 Saturday, 19 September 2015



# Caterham Raceday - Oulton Park - 19th September 2015

## Avon Tyres Caterham Tracksport Championship

### RACE 8 - LAP CHART

LAP 1 @ 16:23:49.541			LAP 2 @ 16:27:25.473			LAP 3 @ 16:29:22.277			LAP 4 @ 16:31:18.994			LAP 5 @ 16:33:16.366		
NO	BEHIND	LAP TIME	NO	BEHIND	LAP TIME	NO	BEHIND	LAP TIME	NO	BEHIND	LAP TIME	NO	BEHIND	LAP TIME
90		2:26.626	90		3:35.932	90		1:56.804	90		1:56.717	90		1:57.372
88	0.549	2:27.175	88	0.147	3:35.530	88	0.161	1:56.818	88	0.102	1:56.658	88	0.176	1:57.446
20	1.103	2:27.729	20	0.411	3:35.240	20	0.731	1:57.124	20	0.462	1:56.448	20	0.466	1:57.376
78	1.866	2:28.492	78	0.805	3:34.871	78	1.055	1:57.054	78	0.785	1:56.447	78	0.943	1:57.530
44	2.277	2:28.903	44	1.342	3:34.997	44	1.473	1:56.935	44	1.479	1:56.723	44	1.114	1:57.007
10	3.147	2:29.773	10	2.613	3:35.398	87	2.971	1:57.058	87	3.320	1:57.066	87	2.981	1:57.033
87	4.184	2:30.810	87	2.717	3:34.465	10	3.393	1:57.584	10	3.979	1:57.303	10	3.326	1:56.719
14	4.659	2:31.285	14	3.438	3:34.711	14	3.654	1:57.020	14	4.258	1:57.321	14	4.541	1:57.655
24	5.016	2:31.642	24	3.718	3:34.634	99	4.908	1:57.695	99	6.215	1:58.024	99	7.213	1:58.370
99	5.379	2:32.005	99	4.017	3:34.570	24	5.381	1:58.467	24	6.891	1:58.227	21	8.596	1:58.714
21	6.018	2:32.644	21	5.085	3:34.999	21	5.952	1:57.671	21	7.254	1:58.019	66	13.354	1:59.612
15	6.662	2:33.288	15	5.630	3:34.900	66	8.226	1:58.752	15	10.963	1:59.438	24	13.425	2:03.906
66	7.557	2:34.183	66	6.278	3:34.653	15	8.242	1:59.416	66	11.114	1:59.605	18	13.699	1:57.555
67	8.465	2:35.091	67	7.465	3:34.932	46	10.526	1:59.632	18	13.516	1:59.301	15	13.922	2:00.331
46	9.650	2:36.276	46	7.698	3:33.980	67	10.676	2:00.015	46	13.676	1:59.867	46	16.126	1:59.822
52	10.618	2:37.244	52	9.295	3:34.609	18	10.932	1:58.226	67	14.771	2:00.812	80	18.693	2:01.209
18	11.088	2:37.714	18	9.510	3:34.354	80	13.033	1:59.037	80	14.856	1:58.540	67	18.792	2:01.393
80	11.638	2:38.264	80	10.800	3:35.094	52	13.134	2:00.643	52	16.219	1:59.802	52	19.000	2:00.153
12	12.339	2:38.965	12	11.579	3:35.172	12	15.214	2:00.439	12	18.517	2:00.020	12	20.914	1:59.769
70	13.037	2:39.663	70	13.208	3:36.103	70	17.010	2:00.606	70	21.392	2:01.099	70	25.666	2:01.646
27	13.930	2:40.556	27	13.432	3:35.434	27	20.393	2:03.765	27	26.829	2:03.153	27	33.641	2:04.184
57	30.644	2:57.270 P												
23	1:26.536	3:53.162 P												

Weather / Track : Bright / Dry

# Caterham Raceday - Oulton Park - 19th September 2015

## Avon Tyres Caterham Tracksport Championship

### RACE 8 - LAP CHART

LAP 6 @ 16:35:13.209			LAP 7 @ 16:37:10.001			LAP 8 @ 16:39:07.325			LAP 9 @ 16:41:04.420			LAP 10 @ 16:43:01.244		
NO	BEHIND	LAP TIME	NO	BEHIND	LAP TIME	NO	BEHIND	LAP TIME	NO	BEHIND	LAP TIME	NO	BEHIND	LAP TIME
90		1:56.843	90		1:56.792	90		1:57.324	90		1:57.095	90		1:56.824
88	0.877	1:57.544	88	1.982	1:57.897	44	4.325	1:59.435	44	5.916	1:58.686	87	8.214	1:58.963
20	1.177	1:57.554	20	2.067	1:57.682	88	4.387	1:59.729	87	6.075	1:58.629	44	8.309	1:59.217
44	1.343	1:57.072	44	2.214	1:57.663	87	4.541	1:57.637	88	6.089	1:58.797	10	8.590	1:58.054
78	1.723	1:57.623	78	2.375	1:57.444	20	5.308	2:00.565	20	7.285	1:59.072	20	8.737	1:58.276
87	3.960	1:57.822	87	4.228	1:57.060	10	6.860	1:59.304	10	7.360	1:57.595	88	8.769	1:59.504
10	4.056	1:57.573	10	4.880	1:57.616	78	8.904	2:03.853	99	11.096	1:57.934	99	12.332	1:58.060
14	5.673	1:57.975	14	7.248	1:58.367	14	9.247	1:59.323	78	11.201	1:59.392	78	12.597	1:58.220
99	7.858	1:57.488	99	9.041	1:57.975	99	10.257	1:58.540	14	11.502	1:59.350	14	13.497	1:58.819
21	9.631	1:57.878	21	10.452	1:57.613	21	13.190	2:00.062	21	14.241	1:58.146	21	15.997	1:58.580
18	15.538	1:58.682	18	16.467	1:57.721	18	19.815	2:00.672	18	22.874	2:00.154	18	25.124	1:59.074
66	16.083	1:59.572	66	17.239	1:57.948	66	19.922	2:00.007	66	23.037	2:00.210	66	25.354	1:59.141
15	16.358	1:59.279	15	17.763	1:58.197	15	20.127	1:59.688	15	23.440	2:00.408	24	25.653	1:58.703
24	16.939	2:00.357	24	18.527	1:58.380	24	20.428	1:59.225	24	23.774	2:00.441	15	26.048	1:59.432
46	18.437	1:59.154	46	20.539	1:58.894	46	22.335	1:59.120	46	24.297	1:59.057	46	26.926	1:59.453
80	21.017	1:59.167	80	22.811	1:58.586	80	24.671	1:59.184	80	26.403	1:58.827	80	28.325	1:58.746
67	21.702	1:59.753	52	23.228	1:58.164	52	24.895	1:58.991	52	27.627	1:59.827	52	28.550	1:57.747
52	21.856	1:59.699	70	39.621	2:05.307	70	45.868	2:03.571	70	51.417	2:02.644	70	57.796	2:03.203
12	23.172	1:59.101	67	43.804	2:18.894	27	55.724	2:04.708	27	1:01.301	2:02.672	67	1:07.600	2:02.332
70	31.106	2:02.283	27	48.340	2:04.724	67	57.075	2:10.595	67	1:02.092	2:02.112	27	1:07.959	2:03.482
27	40.408	2:03.610												

Weather / Track : Bright / Dry

Results can be found at [www.tsl-timing.com](http://www.tsl-timing.com)

Page 2 of 3

Oulton Park International  
Circuit Length = 2.6917 miles  
Start: 16:21 Flag 16:52 End: 16:54

Printed - 16:55 Saturday, 19 September 2015

# Caterham Raceday - Oulton Park - 19th September 2015

## Avon Tyres Caterham Tracksport Championship

### RACE 8 - LAP CHART

LAP 11 @ 16:44:57.843			LAP 12 @ 16:46:54.795			LAP 13 @ 16:48:51.456			LAP 14 @ 16:50:48.157			LAP 15 @ 16:52:45.017		
NO	BEHIND	LAP TIME	NO	BEHIND	LAP TIME	NO	BEHIND	LAP TIME	NO	BEHIND	LAP TIME	NO	BEHIND	LAP TIME
90		1:56.599	90		1:56.952	90		1:56.661	90		1:56.701	90		1:56.860
87	10.093	1:58.478	87	10.754	1:57.613	87	12.240	1:58.147	87	13.404	1:57.865	87	14.228	1:57.684
44	10.362	1:58.652	44	11.167	1:57.757	44	12.375	1:57.869	10	13.744	1:57.931	10	14.315	1:57.431
20	11.104	1:58.966	20	11.284	1:57.132	10	12.514	1:57.585	44	14.456	1:58.782	44	14.908	1:57.312
10	11.303	1:59.312	10	11.590	1:57.239	20	12.739	1:58.116	20	14.832	1:58.794	20	14.994	1:57.022
88	11.702	1:59.532	88	11.980	1:57.230	88	12.893	1:57.574	88	15.002	1:58.810	88	15.424	1:57.282
99	13.617	1:57.884	99	13.761	1:57.096	99	14.420	1:57.320	99	15.112	1:57.393	99	15.571	1:57.319
78	13.749	1:57.751	78	14.044	1:57.247	78	14.535	1:57.152	78	15.677	1:57.843	78	16.122	1:57.305
14	14.296	1:57.398	14	14.826	1:57.482	14	15.881	1:57.716	14	19.761	2:00.581	14	20.883	1:57.982
21	17.338	1:57.940	21	18.519	1:58.133	21	20.177	1:58.319	21	21.701	1:58.225	21	23.307	1:58.466
18	27.908	1:59.383	18	28.780	1:57.824	18	30.861	1:58.742	18	33.038	1:58.878	18	37.008	2:00.830
66	28.638	1:59.883	15	30.582	1:58.700	24	33.655	1:59.660	24	36.689	1:59.735	15	39.849	1:59.928
24	28.653	1:59.599	24	30.656	1:58.955	15	33.754	1:59.833	15	36.781	1:59.728	66	39.949	1:58.499
15	28.834	1:59.385	66	30.909	1:59.223	66	35.382	2:01.134	66	38.310	1:59.629	24	40.587	2:00.758
46	29.318	1:58.991	46	31.524	1:59.158	80	35.408	2:00.223	46	39.215	1:59.977	46	41.213	1:58.858
80	29.437	1:57.711	80	31.846	1:59.361	46	35.939	2:01.076	80	39.382	2:00.675	52	42.000	1:59.272
52	30.325	1:58.374	52	32.565	1:59.192	52	36.197	2:00.293	52	39.588	2:00.092	80	43.000	2:00.478
70	1:04.546	2:03.349	70	1:10.410	2:02.816	70	1:16.044	2:02.295	70	1:22.225	2:02.882	70	1:28.924	2:03.559
67	1:11.736	2:00.735	67	1:15.421	2:00.637	67	1:21.374	2:02.614	67	1:27.854	2:03.181	67	1:32.254	2:01.260
27	1:12.231	2:00.871	27	1:15.588	2:00.309	27	1:21.549	2:02.622	27	1:27.996	2:03.148	27	1:32.365	2:01.229

Weather / Track : Bright / Dry

Results can be found at [www.tsl-timing.com](http://www.tsl-timing.com)

Page 3 of 3

Oulton Park International  
Circuit Length = 2.6917 miles  
Start: 16:21 Flag 16:52 End: 16:54

Printed - 16:55 Saturday, 19 September 2015

# Caterham Raceday - Oulton Park - 19th September 2015

## Avon Tyres Caterham Tracksport Championship

### RACE 8 - LAP ANALYSIS

DIFF = Difference To Personal Best Lap

P1 90 Jack Brown				
LAP	LAP TIME	DIFF	MPH	TIME OF DAY
1 -	2:26.626	30.027	66.08	16:23:49.541
2 -	3:35.932	1:39.333	44.87	16:27:25.473
3 -	1:56.804	0.205	82.96	16:29:22.277
4 -	1:56.717	0.118	83.02	16:31:18.994
5 -	1:57.372	0.773	82.56	16:33:16.366
6 -	1:56.843	0.244	82.93	16:35:13.209
7 -	1:56.792	0.193	82.97	16:37:10.001
8 -	1:57.324	0.725	82.59	16:39:07.325
9 -	1:57.095	0.496	82.75	16:41:04.420
10 -	1:56.824	0.225	82.94	16:43:01.244
11 -	1:56.599 (1)		83.10	16:44:57.843
12 -	1:56.952	0.353	82.85	16:46:54.795
13 -	1:56.661 (2)	0.062	83.06	16:48:51.456
14 -	1:56.701 (3)	0.102	83.03	16:50:48.157
15 -	1:56.860	0.261	82.92	16:52:45.017

P2 87 Christian Szaruta				
LAP	LAP TIME	DIFF	MPH	TIME OF DAY
1 -	2:30.810	33.777	64.25	16:23:53.725
2 -	3:34.465	1:37.432	45.18	16:27:28.190
3 -	1:57.058 (2)	0.025	82.78	16:29:25.248
4 -	1:57.066	0.033	82.77	16:31:22.314
5 -	1:57.033 (1)		82.80	16:33:19.347
6 -	1:57.822	0.789	82.24	16:35:17.169
7 -	1:57.060 (3)	0.027	82.78	16:37:14.229
8 -	1:57.637	0.604	82.37	16:39:11.866
9 -	1:58.629	1.596	81.68	16:41:10.495
10 -	1:58.963	1.930	81.45	16:43:09.458
11 -	1:58.478	1.445	81.79	16:45:07.936
12 -	1:57.613	0.580	82.39	16:47:05.549
13 -	1:58.147	1.114	82.01	16:49:03.696
14 -	1:57.865	0.832	82.21	16:51:01.561
15 -	1:57.684	0.651	82.34	16:52:59.245

P3 10 Max Robinson				
LAP	LAP TIME	DIFF	MPH	TIME OF DAY
1 -	2:29.773	33.054	64.70	16:23:52.688
2 -	3:35.398	1:38.679	44.98	16:27:28.086
3 -	1:57.584	0.865	82.41	16:29:25.670
4 -	1:57.303 (3)	0.584	82.61	16:31:22.973
5 -	1:56.719 (1)		83.02	16:33:19.692
6 -	1:57.573	0.854	82.42	16:35:17.265
7 -	1:57.616	0.897	82.39	16:37:14.881
8 -	1:59.304	2.585	81.22	16:39:14.185
9 -	1:57.595	0.876	82.40	16:41:11.780
10 -	1:58.054	1.335	82.08	16:43:09.834
11 -	1:59.312	2.593	81.21	16:45:09.146
12 -	1:57.239 (2)	0.520	82.65	16:47:06.385
13 -	1:57.585	0.866	82.41	16:49:03.970
14 -	1:57.931	1.212	82.17	16:51:01.901
15 -	1:57.431	0.712	82.52	16:52:59.332

P4 44 Timothy Dickens				
LAP	LAP TIME	DIFF	MPH	TIME OF DAY
1 -	2:28.903	32.180	65.07	16:23:51.818
2 -	3:34.997	1:38.274	45.07	16:27:26.815
3 -	1:56.935 (2)	0.212	82.87	16:29:23.750
4 -	1:56.723 (1)		83.02	16:31:20.473
5 -	1:57.007 (3)	0.284	82.81	16:33:17.480

DIFF = Difference To Personal Best Lap

6 -	1:57.072	0.349	82.77	16:35:14.552
7 -	1:57.663	0.940	82.35	16:37:12.215
8 -	1:59.435	2.712	81.13	16:39:11.650
9 -	1:58.686	1.963	81.64	16:41:10.336
10 -	1:59.217	2.494	81.28	16:43:09.553
11 -	1:58.652	1.929	81.67	16:45:08.205
12 -	1:57.757	1.034	82.29	16:47:05.962
13 -	1:57.869	1.146	82.21	16:49:03.831
14 -	1:58.782	2.059	81.58	16:51:02.613
15 -	1:57.312	0.589	82.60	16:52:59.925

P5 20 Dan Gore				
LAP	LAP TIME	DIFF	MPH	TIME OF DAY
1 -	2:27.729	31.281	65.59	16:23:50.644
2 -	3:35.240	1:38.792	45.02	16:27:25.884
3 -	1:57.124 (3)	0.676	82.73	16:29:23.008
4 -	1:56.448 (1)		83.21	16:31:19.456
5 -	1:57.376	0.928	82.55	16:33:16.832
6 -	1:57.554	1.106	82.43	16:35:14.386
7 -	1:57.682	1.234	82.34	16:37:12.068
8 -	2:00.565	4.117	80.37	16:39:12.633
9 -	1:59.072	2.624	81.38	16:41:11.705
10 -	1:58.276	1.828	81.93	16:43:09.981
11 -	1:58.966	2.518	81.45	16:45:08.947
12 -	1:57.132	0.684	82.73	16:47:06.079
13 -	1:58.116	1.668	82.04	16:49:04.195
14 -	1:58.794	2.346	81.57	16:51:02.989
15 -	1:57.022 (2)	0.574	82.80	16:53:00.011

P6 88 Henry Heaton				
LAP	LAP TIME	DIFF	MPH	TIME OF DAY
1 -	2:27.175	30.517	65.84	16:23:50.090
2 -	3:35.530	1:38.872	44.96	16:27:25.620
3 -	1:56.818 (2)	0.160	82.95	16:29:22.438
4 -	1:56.658 (1)		83.06	16:31:19.096
5 -	1:57.446	0.788	82.50	16:33:16.542
6 -	1:57.544	0.886	82.44	16:35:14.086
7 -	1:57.897	1.239	82.19	16:37:11.983
8 -	1:59.729	3.071	80.93	16:39:11.712
9 -	1:58.797	2.139	81.57	16:41:10.509
10 -	1:59.504	2.846	81.08	16:43:10.013
11 -	1:59.532	2.874	81.06	16:45:09.545
12 -	1:57.230 (3)	0.572	82.66	16:47:06.775
13 -	1:57.574	0.916	82.41	16:49:04.349
14 -	1:58.810	2.152	81.56	16:51:03.159
15 -	1:57.282	0.624	82.62	16:53:00.441

P7 99 Max McDonagh				
LAP	LAP TIME	DIFF	MPH	TIME OF DAY
1 -	2:32.005	34.909	63.75	16:23:54.920
2 -	3:34.570	1:37.474	45.16	16:27:29.490
3 -	1:57.695	0.599	82.33	16:29:27.185
4 -	1:58.024	0.928	82.10	16:31:25.209
5 -	1:58.370	1.274	81.86	16:33:23.579
6 -	1:57.488	0.392	82.47	16:35:21.067
7 -	1:57.975	0.879	82.13	16:37:19.042
8 -	1:58.540	1.444	81.74	16:39:17.582
9 -	1:57.934	0.838	82.16	16:41:15.516
10 -	1:58.060	0.964	82.08	16:43:13.576
11 -	1:57.884	0.788	82.20	16:45:11.460
12 -	1:57.096 (1)		82.75	16:47:08.556
13 -	1:57.320 (3)	0.224	82.59	16:49:05.876

Weather / Track : Bright / Dry

Oulton Park International  
Circuit Length = 2.6917 miles  
Start: 16:21 Flag 16:52 End: 16:54

# Caterham Raceday - Oulton Park - 19th September 2015

## Avon Tyres Caterham Tracksport Championship

### RACE 8 - LAP ANALYSIS

DIFF = Difference To Personal Best Lap

14 -	1:57.393	0.297	82.54	16:51:03.269
15 -	1:57.319 (2)	0.223	82.59	16:53:00.588

#### P8 78 Chris Hutchinson

LAP	LAP TIME	DIFF	MPH	TIME OF DAY
1 -	<b>2:28.492</b>	32.045	65.25	<b>16:23:51.407</b>
2 -	3:34.871	1:38.424	45.09	16:27:26.278
3 -	1:57.054 (2)	0.607	82.78	16:29:23.332
4 -	<b>1:56.447 (1)</b>		<b>83.21</b>	<b>16:31:19.779</b>
5 -	1:57.530	1.083	82.45	16:33:17.309
6 -	1:57.623	1.176	82.38	16:35:14.932
7 -	1:57.444	0.997	82.51	16:37:12.376
8 -	2:03.853	7.406	78.24	16:39:16.229
9 -	1:59.392	2.945	81.16	16:41:15.621
10 -	1:58.220	1.773	81.96	16:43:13.841
11 -	1:57.751	1.304	82.29	16:45:11.592
12 -	1:57.247	0.800	82.64	16:47:08.839
13 -	1:57.152 (3)	0.705	82.71	16:49:05.991
14 -	1:57.843	1.396	82.23	16:51:03.834
15 -	1:57.305	0.858	82.60	16:53:01.139

#### P9 14 Richard Osgerby

LAP	LAP TIME	DIFF	MPH	TIME OF DAY
1 -	<b>2:31.285</b>	34.265	64.05	<b>16:23:54.200</b>
2 -	3:34.711	1:37.691	45.13	16:27:28.911
3 -	<b>1:57.020 (1)</b>		<b>82.80</b>	<b>16:29:25.931</b>
4 -	1:57.321 (2)	0.301	82.59	16:31:23.252
5 -	1:57.655	0.635	82.36	16:33:20.907
6 -	1:57.975	0.955	82.13	16:35:18.882
7 -	1:58.367	1.347	81.86	16:37:17.249
8 -	1:59.323	2.303	81.21	16:39:16.572
9 -	1:59.350	2.330	81.19	16:41:15.922
10 -	1:58.819	1.799	81.55	16:43:14.741
11 -	1:57.398 (3)	0.378	82.54	16:45:12.139
12 -	1:57.482	0.462	82.48	16:47:09.621
13 -	1:57.716	0.696	82.32	16:49:07.337
14 -	2:00.581	3.561	80.36	16:51:07.918
15 -	1:57.982	0.962	82.13	16:53:05.900

#### P10 21 Christina Maple

LAP	LAP TIME	DIFF	MPH	TIME OF DAY
1 -	<b>2:32.644</b>	35.031	63.48	<b>16:23:55.559</b>
2 -	3:34.999	1:37.386	45.07	16:27:30.558
3 -	1:57.671 (2)	0.058	82.35	16:29:28.229
4 -	1:58.019	0.406	82.10	16:31:26.248
5 -	1:58.714	1.101	81.62	16:33:24.962
6 -	1:57.878 (3)	0.265	82.20	16:35:22.840
7 -	<b>1:57.613 (1)</b>		<b>82.39</b>	<b>16:37:20.453</b>
8 -	2:00.062	2.449	80.71	16:39:20.515
9 -	1:58.146	0.533	82.02	16:41:18.661
10 -	1:58.580	0.967	81.72	16:43:17.241
11 -	1:57.940	0.327	82.16	16:45:15.181
12 -	1:58.133	0.520	82.02	16:47:13.314
13 -	1:58.319	0.706	81.90	16:49:11.633
14 -	1:58.225	0.612	81.96	16:51:09.858
15 -	1:58.466	0.853	81.79	16:53:08.324

#### P11 18 Cedric Bloch

LAP	LAP TIME	DIFF	MPH	TIME OF DAY
1 -	<b>2:37.714</b>	40.159	61.44	<b>16:24:00.629</b>
2 -	3:34.354	1:36.799	45.20	16:27:34.983

DIFF = Difference To Personal Best Lap

3 -	1:58.226	0.671	81.96	16:29:33.209
4 -	1:59.301	1.746	81.22	16:31:32.510
5 -	<b>1:57.555 (1)</b>		<b>82.43</b>	<b>16:33:30.065</b>
6 -	1:58.682	1.127	81.65	16:35:28.747
7 -	1:57.721 (2)	0.166	82.31	16:37:26.468
8 -	2:00.672	3.117	80.30	16:39:27.140
9 -	2:00.154	2.599	80.64	16:41:27.294
10 -	1:59.074	1.519	81.38	16:43:26.368
11 -	1:59.383	1.828	81.17	16:45:25.751
12 -	1:57.824 (3)	0.269	82.24	16:47:23.575
13 -	1:58.742	1.187	81.60	16:49:22.317
14 -	1:58.878	1.323	81.51	16:51:21.195
15 -	2:00.830	3.275	80.19	16:53:22.025

#### P12 15 David Yates

LAP	LAP TIME	DIFF	MPH	TIME OF DAY
1 -	<b>2:33.288</b>	35.091	63.21	<b>16:23:56.203</b>
2 -	3:34.900	1:36.703	45.09	16:27:31.103
3 -	1:59.416	1.219	81.14	16:29:30.519
4 -	1:59.438	1.241	81.13	16:31:29.957
5 -	2:00.331	2.134	80.53	16:33:30.288
6 -	1:59.279 (3)	1.082	81.24	16:35:29.567
7 -	<b>1:58.197 (1)</b>		<b>81.98</b>	<b>16:37:27.764</b>
8 -	1:59.688	1.491	80.96	16:39:27.452
9 -	2:00.408	2.211	80.47	16:41:27.860
10 -	1:59.432	1.235	81.13	16:43:27.292
11 -	1:59.385	1.188	81.16	16:45:26.677
12 -	1:58.700 (2)	0.503	81.63	16:47:25.377
13 -	1:59.833	1.636	80.86	16:49:25.210
14 -	1:59.728	1.531	80.93	16:51:24.938
15 -	1:59.928	1.731	80.80	16:53:24.866

#### P13 66 Rob Clay

LAP	LAP TIME	DIFF	MPH	TIME OF DAY
1 -	<b>2:34.183</b>	36.235	62.85	<b>16:23:57.098</b>
2 -	3:34.653	1:36.705	45.14	16:27:31.751
3 -	1:58.752 (3)	0.804	81.60	16:29:30.503
4 -	1:59.605	1.657	81.02	16:31:30.108
5 -	1:59.612	1.664	81.01	16:33:29.720
6 -	1:59.572	1.624	81.04	16:35:29.292
7 -	<b>1:57.948 (1)</b>		<b>82.15</b>	<b>16:37:27.240</b>
8 -	2:00.007	2.059	80.74	16:39:27.247
9 -	2:00.210	2.262	80.61	16:41:27.457
10 -	1:59.141	1.193	81.33	16:43:26.598
11 -	1:59.883	1.935	80.83	16:45:26.481
12 -	1:59.223	1.275	81.27	16:47:25.704
13 -	2:01.134	3.186	79.99	16:49:26.838
14 -	1:59.629	1.681	81.00	16:51:26.467
15 -	1:58.499 (2)	0.551	81.77	16:53:24.966

#### P14 24 James Houston

LAP	LAP TIME	DIFF	MPH	TIME OF DAY
1 -	<b>2:31.642</b>	33.415	63.90	<b>16:23:54.557</b>
2 -	3:34.634	1:36.407	45.14	16:27:29.191
3 -	1:58.467 (3)	0.240	81.79	16:29:27.658
4 -	<b>1:58.227 (1)</b>		<b>81.96</b>	<b>16:31:25.885</b>
5 -	2:03.906	5.679	78.20	16:33:29.791
6 -	2:00.357	2.130	80.51	16:35:30.148
7 -	1:58.380 (2)	0.153	81.85	16:37:28.528
8 -	1:59.225	0.998	81.27	16:39:27.753
9 -	2:00.441	2.214	80.45	16:41:28.194
10 -	1:58.703	0.476	81.63	16:43:26.897

Weather / Track : Bright / Dry

Oulton Park International  
Circuit Length = 2.6917 miles  
Start: 16:21 Flag 16:52 End: 16:54



# Caterham Raceday - Oulton Park - 19th September 2015

## Avon Tyres Caterham Tracksport Championship

### RACE 8 - LAP ANALYSIS

DIFF = Difference To Personal Best Lap

11 -	1:59.599	1.372	81.02	16:45:26.496
12 -	1:58.955	0.728	81.46	16:47:25.451
13 -	1:59.660	1.433	80.98	16:49:25.111
14 -	1:59.735	1.508	80.93	16:51:24.846
15 -	2:00.758	2.531	80.24	16:53:25.604

#### P15 46 Justin Armstrong

LAP	LAP TIME	DIFF	MPH	TIME OF DAY
1 -	2:36.276	37.418	62.00	16:23:59.191
2 -	3:33.980	1:35.122	45.28	16:27:33.171
3 -	1:59.632	0.774	81.00	16:29:32.803
4 -	1:59.867	1.009	80.84	16:31:32.670
5 -	1:59.822	0.964	80.87	16:33:32.492
6 -	1:59.154	0.296	81.32	16:35:31.646
7 -	1:58.894 (2)	0.036	81.50	16:37:30.540
8 -	1:59.120	0.262	81.34	16:39:29.660
9 -	1:59.057	0.199	81.39	16:41:28.717
10 -	1:59.453	0.595	81.12	16:43:28.170
11 -	1:58.991 (3)	0.133	81.43	16:45:27.161
12 -	1:59.158	0.300	81.32	16:47:26.319
13 -	2:01.076	2.218	80.03	16:49:27.395
14 -	1:59.977	1.119	80.76	16:51:27.372
15 -	1:58.858 (1)		81.52	16:53:26.230

#### P16 52 Martin Pratt

LAP	LAP TIME	DIFF	MPH	TIME OF DAY
1 -	2:37.244	39.497	61.62	16:24:00.159
2 -	3:34.609	1:36.862	45.15	16:27:34.768
3 -	2:00.643	2.896	80.32	16:29:35.411
4 -	1:59.802	2.055	80.88	16:31:35.213
5 -	2:00.153	2.406	80.65	16:33:35.366
6 -	1:59.699	1.952	80.95	16:35:35.065
7 -	1:58.164 (2)	0.417	82.00	16:37:33.229
8 -	1:58.991	1.244	81.43	16:39:32.220
9 -	1:59.827	2.080	80.86	16:41:32.047
10 -	1:57.747 (1)		82.29	16:43:29.794
11 -	1:58.374 (3)	0.627	81.86	16:45:28.168
12 -	1:59.192	1.445	81.30	16:47:27.360
13 -	2:00.293	2.546	80.55	16:49:27.653
14 -	2:00.092	2.345	80.69	16:51:27.745
15 -	1:59.272	1.525	81.24	16:53:27.017

#### P17 80 Rob Brown

LAP	LAP TIME	DIFF	MPH	TIME OF DAY
1 -	2:38.264	40.553	61.22	16:24:01.179
2 -	3:35.094	1:37.383	45.05	16:27:36.273
3 -	1:59.037	1.326	81.40	16:29:35.310
4 -	1:58.540 (2)	0.829	81.74	16:31:33.850
5 -	2:01.209	3.498	79.94	16:33:35.059
6 -	1:59.167	1.456	81.31	16:35:34.226
7 -	1:58.586 (3)	0.875	81.71	16:37:32.812
8 -	1:59.184	1.473	81.30	16:39:31.996
9 -	1:58.827	1.116	81.55	16:41:30.823
10 -	1:58.746	1.035	81.60	16:43:29.569
11 -	1:57.711 (1)		82.32	16:45:27.280
12 -	1:59.361	1.650	81.18	16:47:26.641
13 -	2:00.223	2.512	80.60	16:49:26.864
14 -	2:00.675	2.964	80.30	16:51:27.539
15 -	2:00.478	2.767	80.43	16:53:28.017

DIFF = Difference To Personal Best Lap

P18 70 Mark Davies				
LAP	LAP TIME	DIFF	MPH	TIME OF DAY
1 -	2:39.663	39.057	60.69	16:24:02.578
2 -	3:36.103	1:35.497	44.84	16:27:38.681
3 -	2:00.606 (1)		80.34	16:29:39.287
4 -	2:01.099 (2)	0.493	80.02	16:31:40.386
5 -	2:01.646 (3)	1.040	79.66	16:33:42.032
6 -	2:02.283	1.677	79.24	16:35:44.315
7 -	2:05.307	4.701	77.33	16:37:49.622
8 -	2:03.571	2.965	78.41	16:39:53.193
9 -	2:02.644	2.038	79.01	16:41:55.837
10 -	2:03.203	2.597	78.65	16:43:59.040
11 -	2:03.349	2.743	78.56	16:46:02.389
12 -	2:02.816	2.210	78.90	16:48:05.205
13 -	2:02.295	1.689	79.23	16:50:07.500
14 -	2:02.882	2.276	78.85	16:52:10.382
15 -	2:03.559	2.953	78.42	16:54:13.941

#### P19 67 Douglas Christie

LAP	LAP TIME	DIFF	MPH	TIME OF DAY
1 -	2:35.091	35.338	62.48	16:23:58.006
2 -	3:34.932	1:35.179	45.08	16:27:32.938
3 -	2:00.015 (2)	0.262	80.74	16:29:32.953
4 -	2:00.812	1.059	80.21	16:31:33.765
5 -	2:01.393	1.640	79.82	16:33:35.158
6 -	1:59.753 (1)		80.91	16:35:34.911
7 -	2:18.894	19.141	69.76	16:37:53.805
8 -	2:10.595	10.842	74.20	16:40:04.400
9 -	2:02.112	2.359	79.35	16:42:06.512
10 -	2:02.332	2.579	79.21	16:44:08.844
11 -	2:00.735	0.982	80.26	16:46:09.579
12 -	2:00.637 (3)	0.884	80.32	16:48:10.216
13 -	2:02.614	2.861	79.03	16:50:12.830
14 -	2:03.181	3.428	78.66	16:52:16.011
15 -	2:01.260	1.507	79.91	16:54:17.271

#### P20 27 Nick Stevens

LAP	LAP TIME	DIFF	MPH	TIME OF DAY
1 -	2:40.556	40.247	60.35	16:24:03.471
2 -	3:35.434	1:35.125	44.98	16:27:38.905
3 -	2:03.765	3.456	78.29	16:29:42.670
4 -	2:03.153	2.844	78.68	16:31:45.823
5 -	2:04.184	3.875	78.03	16:33:50.007
6 -	2:03.610	3.301	78.39	16:35:53.617
7 -	2:04.724	4.415	77.69	16:37:58.341
8 -	2:04.708	4.399	77.70	16:40:03.049
9 -	2:02.672	2.363	78.99	16:42:05.721
10 -	2:03.482	3.173	78.47	16:44:09.203
11 -	2:00.871 (2)	0.562	80.17	16:46:10.074
12 -	2:00.309 (1)		80.54	16:48:10.383
13 -	2:02.622	2.313	79.02	16:50:13.005
14 -	2:03.148	2.839	78.68	16:52:16.153
15 -	2:01.229 (3)	0.920	79.93	16:54:17.382

#### P21 12 Andy Whitton

LAP	LAP TIME	DIFF	MPH	TIME OF DAY
1 -	2:38.965	39.864	60.95	16:24:01.880
2 -	3:35.172	1:36.071	45.03	16:27:37.052
3 -	2:00.439	1.338	80.45	16:29:37.491
4 -	2:00.020 (3)	0.919	80.73	16:31:37.511
5 -	1:59.769 (2)	0.668	80.90	16:33:37.280

Oulton Park International  
Circuit Length = 2.6917 miles  
Start: 16:21 Flag 16:52 End: 16:54

Weather / Track : Bright / Dry

# Caterham Raceday - Oulton Park - 19th September 2015

## Avon Tyres Caterham Tracksport Championship

### RACE 8 - LAP ANALYSIS

DIFF = Difference To Personal Best Lap

6 - 1:59.101 (1) 81.36 16:35:36.381

<b>P22 57 Alan Gower</b>				
LAP	LAP TIME	DIFF	MPH	TIME OF DAY
1 -	2:57.270	P	54.66	16:24:20.185

<b>P23 23 Scott Harrison</b>				
LAP	LAP TIME	DIFF	MPH	TIME OF DAY
1 -	3:53.162	P	41.56	16:25:16.077



# AVON TYRES CATERHAM SUPERSPORT CHAMPIONSHIP

Oulton Park International Circuit

19<sup>th</sup> September 2015



Results Provided by Timing Solutions Ltd  
[www.tsl-timing.com](http://www.tsl-timing.com)

# Caterham Raceday - Oulton Park - 19th September 2015

## Avon Tyres Caterham Supersport Championship

### QUALIFYING -RACE 4 - CLASSIFICATION

POS	NO	NAME	ENTRY	TIME	ON	LAPS	GAP	DIFF	MPH
1	8	Danny Killeen	Caterham Supersport	1:54.355	4	4			84.73
2	85	Clive Richards	Caterham Supersport	1:54.967	2	4	0.612	0.612	84.28
3	93	Andres Sinclair	Caterham Supersport	1:55.026	5	5	0.671	0.059	84.24
4	46	Stephen Nuttall	Caterham Supersport	1:55.064	5	5	0.709	0.038	84.21
5	18	Philip Jenkins	Caterham Supersport	1:55.071	2	4	0.716	0.007	84.21
6	34	Ian Sparshott	Caterham Supersport	1:55.472	4	5	1.117	0.401	83.91
7	47	William Smith	Caterham Supersport	1:55.525	4	4	1.170	0.053	83.88
8	19	Alistair Weaver	Caterham Supersport	1:55.703	5	5	1.348	0.178	83.75
9	65	Tony Mingoia	Caterham Supersport	1:55.825	2	4	1.470	0.122	83.66
10	11	Michael Sauer	Caterham Supersport	1:55.888	4	4	1.533	0.063	83.61
11	6	Nick Powell	Caterham Supersport	1:55.993	5	5	1.638	0.105	83.54
12	77	Christopher Wright	Caterham Supersport	1:56.033	4	5	1.678	0.040	83.51
13	2	John Reid	Caterham Supersport	1:56.096	3	5	1.741	0.063	83.46
14	99	Simon Ledger	Caterham Supersport	1:56.242	2	4	1.887	0.146	83.36
15	5	Lucy Redding	Caterham Supersport	1:56.369	2	4	2.014	0.127	83.27
16	95	David Russell	Caterham Supersport	1:56.418	4	4	2.063	0.049	83.23
17	86	John OBrien	Caterham Supersport	1:56.428	4	4	2.073	0.010	83.23
18	26	Roy Gray	Caterham Supersport	1:56.617	3	4	2.262	0.189	83.09
19	44	Tom Woodcock	Caterham Supersport	1:56.805	2	4	2.450	0.188	82.96
20	88	Nick Portlock	Caterham Supersport	1:56.858	2	5	2.503	0.053	82.92
21	45	Paul Mortimer	Caterham Supersport	1:57.129	4	5	2.774	0.271	82.73
22	40	Fraser Greenshields	Caterham Supersport	1:57.222	4	4	2.867	0.093	82.66
23	3	Keith Ashworth	Caterham Supersport	1:57.574	3	4	3.219	0.352	82.41
24	50	David Briault	Caterham Supersport	1:57.617	4	4	3.262	0.043	82.38
25	80	Alex Taylor	Caterham Supersport	1:58.064	4	4	3.709	0.447	82.07
26	14	John Whitehouse	Caterham Supersport	1:58.102	2	4	3.747	0.038	82.05
27	67	Gavin Crawford	Caterham Supersport	1:58.214	3	4	3.859	0.112	81.97
28	24	Dan Williamson	Caterham Supersport	1:58.479	2	4	4.124	0.265	81.79
29	33	Bronek Masojada	Caterham Supersport	2:01.161	4	4	6.806	2.682	79.97

CARS 77 & 45 - lap 2 time disallowed (exceeding Track Limits)

Weather / Track : Cloudy / Damp

These results are provisional until the conclusion of any judicial and technical matters.

Oulton Park International

Circuit Length = 2.6917 miles

Start: 10:56 Flag 11:06 End: 11:09

Clerk Of Course :

Timekeeper :

# Caterham Raceday - Oulton Park - 19th September 2015

## Avon Tyres Caterham Supersport Championship

### QUALIFYING -RACE 4 - LAP ANALYSIS

DIFF = Difference To Personal Best Lap

<b>P1 8 Danny Killeen</b>				
LAP	LAP TIME	DIFF	MPH	TIME OF DAY
1 -	1:56.542 (3)	2.187	83.14	11:01:15.021
2 -	1:54.957 (2)	0.602	84.29	11:03:09.978
3 -	1:56.686	2.331	83.04	11:05:06.664
4 -	<b>1:54.355 (1)</b>		<b>84.73</b>	<b>11:07:01.019</b>

<b>P2 85 Clive Richards</b>				
LAP	LAP TIME	DIFF	MPH	TIME OF DAY
1 -	1:57.617	2.650	82.38	11:01:15.105
2 -	<b>1:54.967 (1)</b>		<b>84.28</b>	<b>11:03:10.072</b>
3 -	1:55.878 (3)	0.911	83.62	11:05:05.950
4 -	1:55.139 (2)	0.172	84.16	11:07:01.089

<b>P3 93 Andres Sinclair</b>				
LAP	LAP TIME	DIFF	MPH	TIME OF DAY
1 -	1:56.072	1.046	83.48	11:01:00.479
2 -	1:55.346 (2)	0.320	84.01	11:02:55.825
3 -	1:55.438 (3)	0.412	83.94	11:04:51.263
4 -	1:55.663	0.637	83.78	11:06:46.926
5 -	<b>1:55.026 (1)</b>		<b>84.24</b>	<b>11:08:41.952</b>

<b>P4 46 Stephen Nuttall</b>				
LAP	LAP TIME	DIFF	MPH	TIME OF DAY
1 -	1:56.216	1.152	83.38	11:00:49.292
2 -	1:55.294 (3)	0.230	84.04	11:02:44.586
3 -	1:55.185 (2)	0.121	84.12	11:04:39.771
4 -	2:03.844	8.780	78.24	11:06:43.615
5 -	<b>1:55.064 (1)</b>		<b>84.21</b>	<b>11:08:38.679</b>

<b>P5 18 Philip Jenkins</b>				
LAP	LAP TIME	DIFF	MPH	TIME OF DAY
1 -	1:56.211	1.140	83.38	11:01:22.812
2 -	<b>1:55.071 (1)</b>		<b>84.21</b>	<b>11:03:17.883</b>
3 -	1:55.137 (3)	0.066	84.16	11:05:13.020
4 -	1:55.084 (2)	0.013	84.20	11:07:08.104

<b>P6 34 Ian Sparshott</b>				
LAP	LAP TIME	DIFF	MPH	TIME OF DAY
1 -	1:57.146 (3)	1.674	82.72	11:00:55.852
2 -	1:57.788	2.316	82.26	11:02:53.640
3 -	1:58.199	2.727	81.98	11:04:51.839
4 -	<b>1:55.472 (1)</b>		<b>83.91</b>	<b>11:06:47.311</b>
5 -	1:56.218 (2)	0.746	83.38	11:08:43.529

<b>P7 47 William Smith</b>				
LAP	LAP TIME	DIFF	MPH	TIME OF DAY
1 -	1:57.139	1.614	82.72	11:01:06.952
2 -	1:55.645 (2)	0.120	83.79	11:03:02.597
3 -	1:56.054 (3)	0.529	83.49	11:04:58.651
4 -	<b>1:55.525 (1)</b>		<b>83.88</b>	<b>11:06:54.176</b>

<b>P8 19 Alistair Weaver</b>				
LAP	LAP TIME	DIFF	MPH	TIME OF DAY
1 -	1:56.831	1.128	82.94	11:00:55.422
2 -	1:58.106	2.403	82.04	11:02:53.528
3 -	1:56.359 (3)	0.656	83.28	11:04:49.887

DIFF = Difference To Personal Best Lap

4 -	1:55.967 (2)	0.264	83.56	11:06:45.854
5 -	<b>1:55.703 (1)</b>		<b>83.75</b>	<b>11:08:41.557</b>

<b>P9 65 Tony Mingoia</b>				
LAP	LAP TIME	DIFF	MPH	TIME OF DAY
1 -	1:59.418	3.593	81.14	11:01:07.294
2 -	<b>1:55.825 (1)</b>		<b>83.66</b>	<b>11:03:03.119</b>
3 -	1:56.102 (3)	0.277	83.46	11:04:59.221
4 -	1:55.854 (2)	0.029	83.64	11:06:55.075

<b>P10 11 Michael Sauer</b>				
LAP	LAP TIME	DIFF	MPH	TIME OF DAY
1 -	1:58.721 (3)	2.833	81.62	11:01:16.109
2 -	1:56.590 (2)	0.702	83.11	11:03:12.699
3 -	2:01.738	5.850	79.60	11:05:14.437
4 -	<b>1:55.888 (1)</b>		<b>83.61</b>	<b>11:07:10.325</b>

<b>P11 6 Nick Powell</b>				
LAP	LAP TIME	DIFF	MPH	TIME OF DAY
1 -	1:58.678	2.685	81.65	11:00:56.583
2 -	1:57.987 (3)	1.994	82.13	11:02:54.570
3 -	1:58.190	2.197	81.99	11:04:52.760
4 -	1:56.098 (2)	0.105	83.46	11:06:48.858
5 -	<b>1:55.993 (1)</b>		<b>83.54</b>	<b>11:08:44.851</b>

<b>P12 77 Christopher Wright</b>				
LAP	LAP TIME	DIFF	MPH	TIME OF DAY
1 -	1:57.196 (3)	1.163	82.68	11:00:56.671
2 -	1:57.055 D	1.022	82.78	11:02:53.726
3 -	1:57.283	1.250	82.62	11:04:51.009
4 -	<b>1:56.033 (1)</b>		<b>83.51</b>	<b>11:06:47.042</b>
5 -	1:56.611 (2)	0.578	83.10	11:08:43.653

<b>P13 2 John Reid</b>				
LAP	LAP TIME	DIFF	MPH	TIME OF DAY
1 -	1:56.964	0.868	82.84	11:00:57.633
2 -	1:59.747	3.651	80.92	11:02:57.380
3 -	<b>1:56.096 (1)</b>		<b>83.46</b>	<b>11:04:53.476</b>
4 -	1:56.576 (3)	0.480	83.12	11:06:50.052
5 -	1:56.384 (2)	0.288	83.26	11:08:46.436

<b>P14 99 Simon Ledger</b>				
LAP	LAP TIME	DIFF	MPH	TIME OF DAY
1 -	2:01.465	5.223	79.77	11:01:13.202
2 -	<b>1:56.242 (1)</b>		<b>83.36</b>	<b>11:03:09.444</b>
3 -	1:58.154 (3)	1.912	82.01	11:05:07.598
4 -	1:56.878 (2)	0.636	82.91	11:07:04.476

<b>P15 5 Lucy Redding</b>				
LAP	LAP TIME	DIFF	MPH	TIME OF DAY
1 -	1:58.589	2.220	81.71	11:01:16.844
2 -	<b>1:56.369 (1)</b>		<b>83.27</b>	<b>11:03:13.213</b>
3 -	1:57.120 (3)	0.751	82.73	11:05:10.333
4 -	1:56.521 (2)	0.152	83.16	11:07:06.854

Weather / Track : Cloudy / Damp

Oulton Park International  
Circuit Length = 2.6917 miles  
Start: 10:56 Flag 11:06 End: 11:09

# Caterham Raceday - Oulton Park - 19th September 2015

## Avon Tyres Caterham Supersport Championship

### QUALIFYING -RACE 4 - LAP ANALYSIS

DIFF = Difference To Personal Best Lap

<b>P16 95 David Russell</b>				
LAP	LAP TIME	DIFF	MPH	TIME OF DAY
1 -	2:01.316	4.898	79.87	11:01:10.215
2 -	1:58.521 (2)	2.103	81.76	11:03:08.736
3 -	1:59.750 (3)	3.332	80.92	11:05:08.486
4 -	<b>1:56.418 (1)</b>		<b>83.23</b>	<b>11:07:04.904</b>

<b>P17 86 John OBrien</b>				
LAP	LAP TIME	DIFF	MPH	TIME OF DAY
1 -	2:01.754 (3)	5.326	79.59	11:01:08.949
2 -	1:58.153 (2)	1.725	82.01	11:03:07.102
3 -	2:02.389	5.961	79.17	11:05:09.491
4 -	<b>1:56.428 (1)</b>		<b>83.23</b>	<b>11:07:05.919</b>

<b>P18 26 Roy Gray</b>				
LAP	LAP TIME	DIFF	MPH	TIME OF DAY
1 -	1:58.950	2.333	81.46	11:01:18.815
2 -	1:58.004 (3)	1.387	82.11	11:03:16.819
3 -	<b>1:56.617 (1)</b>		<b>83.09</b>	<b>11:05:13.436</b>
4 -	1:57.466 (2)	0.849	82.49	11:07:10.902

<b>P19 44 Tom Woodcock</b>				
LAP	LAP TIME	DIFF	MPH	TIME OF DAY
1 -	1:58.621 (3)	1.816	81.69	11:01:15.558
2 -	<b>1:56.805 (1)</b>		<b>82.96</b>	<b>11:03:12.363</b>
3 -	1:58.405 (2)	1.600	81.84	11:05:10.768
4 -	1:58.826	2.021	81.55	11:07:09.594

<b>P20 88 Nick Portlock</b>				
LAP	LAP TIME	DIFF	MPH	TIME OF DAY
1 -	1:56.993 (2)	0.135	82.82	11:00:50.553
2 -	<b>1:56.858 (1)</b>		<b>82.92</b>	<b>11:02:47.411</b>
3 -	1:57.202	0.344	82.68	11:04:44.613
4 -	1:57.025 (3)	0.167	82.80	11:06:41.638
5 -	1:57.507	0.649	82.46	11:08:39.145

<b>P21 45 Paul Mortimer</b>				
LAP	LAP TIME	DIFF	MPH	TIME OF DAY
1 -	1:57.474 (2)	0.345	82.48	11:00:57.481
2 -	1:57.307 D	0.178	82.60	11:02:54.788
3 -	1:58.287	1.158	81.92	11:04:53.075
4 -	<b>1:57.129 (1)</b>		<b>82.73</b>	<b>11:06:50.204</b>
5 -	1:57.668 (3)	0.539	82.35	11:08:47.872

<b>P22 40 Fraser Greenshields</b>				
LAP	LAP TIME	DIFF	MPH	TIME OF DAY
1 -	1:57.466	0.244	82.49	11:01:16.950
2 -	1:57.378 (2)	0.156	82.55	11:03:14.328
3 -	1:57.394 (3)	0.172	82.54	11:05:11.722
4 -	<b>1:57.222 (1)</b>		<b>82.66</b>	<b>11:07:08.944</b>

<b>P23 3 Keith Ashworth</b>				
LAP	LAP TIME	DIFF	MPH	TIME OF DAY
1 -	2:01.033	3.459	80.06	11:01:34.237
2 -	1:58.352 (3)	0.778	81.87	11:03:32.589
3 -	<b>1:57.574 (1)</b>		<b>82.41</b>	<b>11:05:30.163</b>
4 -	1:57.770 (2)	0.196	82.28	11:07:27.933

DIFF = Difference To Personal Best Lap

<b>P24 50 David Briault</b>				
LAP	LAP TIME	DIFF	MPH	TIME OF DAY
1 -	1:59.443	1.826	81.12	11:01:09.791
2 -	1:57.786 (2)	0.169	82.27	11:03:07.577
3 -	1:59.409 (3)	1.792	81.15	11:05:06.986
4 -	<b>1:57.617 (1)</b>		<b>82.38</b>	<b>11:07:04.603</b>

<b>P25 80 Alex Taylor</b>				
LAP	LAP TIME	DIFF	MPH	TIME OF DAY
1 -	2:00.711	2.647	80.27	11:01:23.568
2 -	1:59.139 (2)	1.075	81.33	11:03:22.707
3 -	1:59.224 (3)	1.160	81.27	11:05:21.931
4 -	<b>1:58.064 (1)</b>		<b>82.07</b>	<b>11:07:19.995</b>

<b>P26 14 John Whitehouse</b>				
LAP	LAP TIME	DIFF	MPH	TIME OF DAY
1 -	1:59.935	1.833	80.79	11:01:24.863
2 -	<b>1:58.102 (1)</b>		<b>82.05</b>	<b>11:03:22.965</b>
3 -	1:58.430 (3)	0.328	81.82	11:05:21.395
4 -	1:58.177 (2)	0.075	81.99	11:07:19.572

<b>P27 67 Gavin Crawford</b>				
LAP	LAP TIME	DIFF	MPH	TIME OF DAY
1 -	2:00.283	2.069	80.56	11:01:18.707
2 -	1:59.749 (3)	1.535	80.92	11:03:18.456
3 -	<b>1:58.214 (1)</b>		<b>81.97</b>	<b>11:05:16.670</b>
4 -	1:58.794 (2)	0.580	81.57	11:07:15.464

<b>P28 24 Dan Williamson</b>				
LAP	LAP TIME	DIFF	MPH	TIME OF DAY
1 -	2:00.080	1.601	80.69	11:01:39.538
2 -	<b>1:58.479 (1)</b>		<b>81.79</b>	<b>11:03:38.017</b>
3 -	1:59.681 (3)	1.202	80.96	11:05:37.698
4 -	1:59.009 (2)	0.530	81.42	11:07:36.707

<b>P29 33 Bronek Masojada</b>				
LAP	LAP TIME	DIFF	MPH	TIME OF DAY
1 -	2:02.918	1.757	78.83	11:01:35.796
2 -	2:01.606 (2)	0.445	79.68	11:03:37.402
3 -	2:01.769 (3)	0.608	79.58	11:05:39.171
4 -	<b>2:01.161 (1)</b>		<b>79.97</b>	<b>11:07:40.332</b>

Weather / Track : Cloudy / Damp

Oulton Park International  
Circuit Length = 2.6917 miles  
Start: 10:56 Flag 11:06 End: 11:09

# Caterham Raceday - Oulton Park - 19th September 2015

## Avon Tyres Caterham Supersport Championship

### RACE 4 - GRID (30 minutes)



ROW 15	29	2:01.161	33	Bronek Masojada		
ROW 14			27	1:58.214	67	Gavin Crawford
					28	1:58.479
ROW 14					24	Dan Williamson
ROW 13	25	1:58.064	80	Alex Taylor	26	1:58.102
					14	John Whitehouse
ROW 12			23	1:57.574	3	Keith Ashworth
					24	1:57.617
ROW 12					50	David Briault
ROW 11	21	1:57.129	45	Paul Mortimer	22	1:57.222
					40	Fraser Greenshields
ROW 10			19	1:56.805	44	Tom Woodcock
					20	1:56.858
ROW 10					88	Nick Portlock
ROW 9	17	1:56.428	86	John OBrien	18	1:56.617
					26	Roy Gray
ROW 8			15	1:56.369	5	Lucy Redding
					16	1:56.418
ROW 8					95	David Russell
ROW 7	13	1:56.096	2	John Reid	14	1:56.242
					99	Simon Ledger
ROW 6			11	1:55.993	6	Nick Powell
					12	1:56.033
ROW 6					77	Christopher Wright
ROW 5	9	1:55.825	65	Tony Mingoia	10	1:55.888
					11	Michael Sauer
ROW 4			7	1:55.525	47	William Smith
					8	1:55.703
ROW 4					19	Alistair Weaver
ROW 3	5	1:55.071	18	Philip Jenkins	6	1:55.472
					34	Ian Sparshott
ROW 2			3	1:55.026	93	Andres Sinclair
					4	1:55.064
ROW 2					46	Stephen Nuttall
ROW 1	1	1:54.355	8	Danny Killeen	2	1:54.967
					85	Clive Richards
						<b>Pole</b>

Oulton Park International  
Circuit Length = 2.6917 miles

These results are provisional until the conclusion of any judicial and technical matters.

Clerk Of Course :		Timekeeper :
-------------------	--	--------------

Results can be found at [www.tsl-timing.com](http://www.tsl-timing.com)

Printed - 11:11 Saturday, 19 September 2015



# Caterham Raceday - Oulton Park - 19th September 2015



## Avon Tyres Caterham Supersport Championship

### RACE 4 - CLASSIFICATION - AMENDED

POS	NO	NAME	ENTRY	LAPS	TIME	GAP	DIFF	MPH	BEST	ON
1	85	Clive Richards	Caterham Supersport	16	30:56.448			83.51	1:54.986	16
2	46	Stephen Nuttall	Caterham Supersport	16	30:57.739	1.291	1.291	83.45	1:54.522	16
3	47	William Smith	Caterham Supersport	16	30:57.784	1.336	0.045	83.45	1:54.536	16
4	19	Alistair Weaver	Caterham Supersport	16	31:04.921	8.473	7.137	83.13	1:54.957	13
5	93	Andres Sinclair	Caterham Supersport	16	31:10.460	14.012	5.539	82.89	1:55.384	6
6	65	Tony Mingoia	Caterham Supersport	16	31:16.294	19.846	5.834	82.63	1:55.947	4
7	34	Ian Sparshott	Caterham Supersport	16	31:16.397	19.949	0.103	82.62	1:56.156	15
8	6	Nick Powell	Caterham Supersport	16	31:17.049	20.601	0.652	82.60	1:55.967	15
9	8	Danny Killeen	Caterham Supersport	16	31:17.144	20.696	0.095	82.59	1:54.974	14
10	18	Philip Jenkins	Caterham Supersport	16	31:20.928	24.480	3.784	82.43	1:54.971	5
11	99	Simon Ledger	Caterham Supersport	16	31:23.080	26.632	2.152	82.33	1:55.725	10
12	88	Nick Portlock	Caterham Supersport	16	31:29.612	33.164	6.532	82.05	1:55.444	11
13	2	John Reid	Caterham Supersport	16	31:36.456	40.008	6.844	81.75	1:55.670	10
14	5	Lucy Redding	Caterham Supersport	16	31:42.599	46.151	6.143	81.49	1:55.099	13
15	3	Keith Ashworth	Caterham Supersport	16	31:43.001	46.553	0.402	81.47	1:56.459	8
16	40	Fraser Greenshields	Caterham Supersport	16	31:43.300	46.852	0.299	81.46	1:56.409	13
17	95	David Russell	Caterham Supersport	16	31:44.466	48.018	1.166	81.41	1:57.532	16
18	11	Michael Sauer	Caterham Supersport	16	31:44.540	48.092	0.074	81.40	1:55.717	16
19	77	Christopher Wright	Caterham Supersport	16	31:45.628	49.180	1.088	81.36	1:55.443	16
20	50	David Briault	Caterham Supersport	16	31:53.842	57.394	8.214	81.01	1:57.073	13
21	45	Paul Mortimer	Caterham Supersport	16	32:02.193	1:05.745	8.351	80.66	1:57.398	8
22	86	John OBrien	Caterham Supersport	16	32:02.206	1:05.758	0.013	80.66	1:56.139	6
23	14	John Whitehouse	Caterham Supersport	16	32:02.283	1:05.835	0.077	80.65	1:57.078	13
24	80	Alex Taylor	Caterham Supersport	16	32:12.925	1:16.477	10.642	80.21	1:57.985	11
25	67	Gavin Crawford	Caterham Supersport	16	32:13.101	1:16.653	0.176	80.20	1:58.335	10
26	24	Dan Williamson	Caterham Supersport	16	32:15.971	1:19.523	2.870	80.08	1:57.950	15
27	33	Bronek Masojada	Caterham Supersport	16	32:47.813	1:51.365	31.842	78.79	1:59.729	12

#### NOT CLASSIFIED

DNF	44	Tom Woodcock	Caterham Supersport	2	4:53.590	14 Laps	14 Laps	66.01	2:13.356	1
DNF	26	Roy Gray	Caterham Supersport	1	2:23.948	15 Laps	1 Lap	67.31		

#### FASTEST LAP

46	Stephen Nuttall	Caterham Supersport	16	1:54.522	84.61 mph	136.17 kph
----	-----------------	---------------------	----	----------	-----------	------------

CAR 86 - 2.6 SECOND TIME PENALTY (Reg C.1.1.5 refers)

Weather / Track : Bright / Dry

These results are provisional until the conclusion of any judicial and technical matters.

Oulton Park International

Circuit Length = 2.6917 miles

Start: 13:57 Flag 14:28 End: 14:30

Clerk Of Course :	Timekeeper :
-------------------	--------------

Results can be found at [www.tsl-timing.com](http://www.tsl-timing.com)

Printed - 15:23 Saturday, 19 September 2015





# Caterham Raceday - Oulton Park - 19th September 2015

## Avon Tyres Caterham Supersport Championship

### RACE 4 - LAP CHART

LAP 1 @ 13:59:24.527			LAP 2 @ 14:01:21.371			LAP 3 @ 14:03:17.797			LAP 4 @ 14:05:13.863			LAP 5 @ 14:07:09.548		
NO	BEHIND	LAP TIME	NO	BEHIND	LAP TIME	NO	BEHIND	LAP TIME	NO	BEHIND	LAP TIME	NO	BEHIND	LAP TIME
85		2:01.399	46		1:56.650	85		1:56.371	85		1:56.066	85		1:55.685
46	0.194	2:01.593	85	0.055	1:56.899	8	0.064	1:56.343	8	0.041	1:56.043	46	0.276	1:55.571
8	0.383	2:01.782	8	0.147	1:56.608	46	0.222	1:56.648	46	0.390	1:56.234	8	0.411	1:56.055
19	2.332	2:03.731	19	1.165	1:55.677	19	0.754	1:56.015	19	0.823	1:56.135	47	1.375	1:56.206
34	2.636	2:04.035	93	1.961	1:56.148	93	1.223	1:55.688	47	0.854	1:55.612	93	2.012	1:56.039
93	2.657	2:04.056	47	2.293	1:55.429	47	1.308	1:55.441	93	1.658	1:56.501	19	2.700	1:57.562
47	3.708	2:05.107	34	3.453	1:57.661	34	3.334	1:56.307	34	4.055	1:56.787	65	5.868	1:57.056
65	3.886	2:05.285	65	4.354	1:57.312	65	4.616	1:56.688	65	4.497	1:55.947	34	6.679	1:58.309
6	5.066	2:06.465	6	5.269	1:57.047	6	5.445	1:56.602	6	6.190	1:56.811	6	8.447	1:57.942
99	8.260	2:09.659	99	7.472	1:56.056	99	7.288	1:56.242	99	10.541	1:59.319	99	11.780	1:56.924
2	8.663	2:10.062	2	9.890	1:58.071	2	12.194	1:58.730	88	14.018	1:57.655	2	16.412	1:58.033
88	9.088	2:10.487	88	10.027	1:57.783	88	12.429	1:58.828	2	14.064	1:57.936	88	16.965	1:58.632
95	9.368	2:10.767	95	10.459	1:57.935	95	12.879	1:58.846	95	14.537	1:57.724	95	17.144	1:58.292
77	9.464	2:10.863	77	10.676	1:58.056	77	12.994	1:58.744	77	14.904	1:57.976	18	18.877	1:54.971
50	11.500	2:12.899	3	13.012	1:58.264	3	14.638	1:58.052	3	15.587	1:57.015	3	19.880	1:59.978
3	11.592	2:12.991	50	13.953	1:59.297	50	16.787	1:59.260	18	19.591	1:55.245	50	22.858	1:58.446
67	11.806	2:13.205	86	18.107	1:59.124	18	20.412	1:56.511	50	20.097	1:59.376	40	26.167	1:58.032
44	11.957	2:13.356	45	18.304	1:59.864	40	22.284	2:00.231	40	23.820	1:57.602	11	27.344	1:57.807
80	12.595	2:13.994	40	18.479	1:58.906	45	22.398	2:00.520	45	25.047	1:58.715	77	28.929	2:09.710
45	15.284	2:16.683	24	19.470	2:00.027	11	24.317	1:58.495	11	25.222	1:56.971	45	29.214	1:59.852
86	15.827	2:17.226	18	20.327	1:56.684	86	26.628	2:04.947	86	28.114	1:57.552	86	29.452	1:57.023
24	16.287	2:17.686	80	22.147	2:06.396	80	26.839	2:01.118	24	31.620	1:59.996	5	33.871	1:57.844
40	16.417	2:17.816	11	22.248	2:00.886	24	27.690	2:04.646	5	31.712	1:58.268	24	35.234	1:59.299
33	17.274	2:18.673	14	25.658	2:03.953	14	29.179	1:59.947	80	31.893	2:01.120	67	36.348	1:59.136
11	18.206	2:19.605	67	26.058	2:11.096	5	29.510	1:58.818	67	32.897	1:59.224	80	36.434	2:00.226
14	18.549	2:19.948	5	27.118	1:57.940	67	29.739	2:00.107	14	33.199	2:00.086	14	36.544	1:59.030
18	20.487	2:21.886	33	33.203	2:12.773	33	38.432	2:01.655	33	42.660	2:00.294	33	48.648	2:01.673
26	22.549	2:23.948 P	44	55.347	2:40.234 P									
5	26.022	2:27.421												

Weather / Track : Bright / Dry

Oulton Park International  
Circuit Length = 2.6917 miles  
Start: 13:57 Flag 14:28 End: 14:30

# Caterham Raceday - Oulton Park - 19th September 2015

## Avon Tyres Caterham Supersport Championship

### RACE 4 - LAP CHART

LAP 6 @ 14:09:05.383			LAP 7 @ 14:11:01.006			LAP 8 @ 14:12:56.560			LAP 9 @ 14:14:51.948			LAP 10 @ 14:16:47.496		
NO	BEHIND	LAP TIME	NO	BEHIND	LAP TIME	NO	BEHIND	LAP TIME	NO	BEHIND	LAP TIME	NO	BEHIND	LAP TIME
85		1:55.835	85		1:55.623	85		1:55.554	85		1:55.388	85		1:55.548
46	0.155	1:55.714	46	0.076	1:55.544	47	2.075	1:57.202	47	2.458	1:55.771	46	2.086	1:55.083
8	0.352	1:55.776	8	0.322	1:55.593	46	2.181	1:57.659	46	2.551	1:55.758	8	2.743	1:55.463
47	0.476	1:54.936	47	0.427	1:55.574	8	2.317	1:57.549	8	2.828	1:55.899	47	2.821	1:55.911
93	1.561	1:55.384	93	1.557	1:55.619	19	2.759	1:56.344	19	3.903	1:56.532	19	3.685	1:55.330
19	2.060	1:55.195	19	1.969	1:55.532	93	2.918	1:56.915	93	4.554	1:57.024	93	5.298	1:56.292
65	6.703	1:56.670	65	9.199	1:58.119	65	10.745	1:57.100	65	12.326	1:56.969	65	13.031	1:56.253
34	7.356	1:56.512	34	9.385	1:57.652	34	11.266	1:57.435	34	12.607	1:56.729	34	13.362	1:56.303
6	9.305	1:56.693	6	11.293	1:57.611	6	12.491	1:56.752	6	13.743	1:56.640	6	14.670	1:56.475
99	12.282	1:56.337	99	14.016	1:57.357	99	15.083	1:56.621	99	16.087	1:56.392	99	16.264	1:55.725
2	18.874	1:58.297	88	21.805	1:58.304	88	23.916	1:57.665	18	24.821	1:56.008	18	25.034	1:55.761
18	19.040	1:55.998	95	22.053	1:58.146	18	24.201	1:56.986	88	25.162	1:56.634	88	25.778	1:56.164
88	19.124	1:57.994	2	22.489	1:59.238	2	24.333	1:57.398	2	26.043	1:57.098	2	26.165	1:55.670
95	19.530	1:58.221	18	22.769	1:59.352	95	24.675	1:58.176	95	26.868	1:57.581	95	29.872	1:58.552
3	21.857	1:57.812	3	24.147	1:57.913	3	25.052	1:56.459	3	26.985	1:57.321	3	29.979	1:58.542
50	26.460	1:59.437	40	29.900	1:58.167	40	31.656	1:57.310	11	34.112	1:57.634	11	35.324	1:56.760
40	27.356	1:57.024	50	30.243	1:59.406	11	31.866	1:57.026	40	34.453	1:58.185	40	35.846	1:56.941
11	28.205	1:56.696	11	30.394	1:57.812	50	33.410	1:58.721	50	36.135	1:58.113	50	38.276	1:57.689
77	29.704	1:56.610	86	31.396	1:57.263	77	35.760	1:58.517	77	37.985	1:57.613	5	39.281	1:56.040
86	29.756	1:56.139	77	32.797	1:58.716	45	35.851	1:57.398	45	38.707	1:58.244	77	39.790	1:57.353
45	31.308	1:57.929	45	34.007	1:58.322	5	35.993	1:55.855	5	38.789	1:58.184	45	44.543	2:01.384
5	35.063	1:57.027	5	35.692	1:56.252	86	44.119	2:08.277	86	45.699	1:56.968	86	47.291	1:57.140
24	37.354	1:57.955	24	42.346	2:00.615	24	45.132	1:58.340	24	48.436	1:58.692	14	51.659	1:58.422
67	39.607	1:59.094	67	43.088	1:59.104	67	46.403	1:58.869	14	48.785	1:57.343	24	52.172	1:59.284
80	40.869	2:00.270	14	43.891	1:58.611	14	46.830	1:58.493	67	49.518	1:58.503	67	52.305	1:58.335
14	40.903	2:00.194	80	44.126	1:58.880	80	47.144	1:58.572	80	50.585	1:58.829	80	53.204	1:58.167
33	53.699	2:00.886	33	58.375	2:00.299	33	1:02.949	2:00.128	33	1:08.178	2:00.617	33	1:13.438	2:00.808

Weather / Track : Bright / Dry

# Caterham Raceday - Oulton Park - 19th September 2015

## Avon Tyres Caterham Supersport Championship

### RACE 4 - LAP CHART

LAP 11 @ 14:18:42.879			LAP 12 @ 14:20:38.481			LAP 13 @ 14:22:34.146			LAP 14 @ 14:24:29.306			LAP 15 @ 14:26:24.590		
NO	BEHIND	LAP TIME	NO	BEHIND	LAP TIME	NO	BEHIND	LAP TIME	NO	BEHIND	LAP TIME	NO	BEHIND	LAP TIME
85		1:55.383	85		1:55.602	85		1:55.665	85		1:55.160	85		1:55.284
46	2.058	1:55.355	47	2.445	1:55.906	47	1.708	1:54.928	46	1.802	1:55.085	46	1.755	1:55.237
47	2.141	1:54.703	46	2.523	1:56.067	46	1.877	1:55.019	47	1.823	1:55.275	47	1.786	1:55.247
8	2.989	1:55.629	8	2.780	1:55.393	8	2.765	1:55.650	8	2.579	1:54.974	8	3.106	1:55.811
19	4.008	1:55.706	19	3.995	1:55.589	19	3.287	1:54.957	19	3.289	1:55.162	19	3.431	1:55.426
93	6.136	1:56.221	93	6.904	1:56.370	93	7.453	1:56.214	93	9.568	1:57.275	93	10.778	1:56.494
65	14.373	1:56.725	65	15.054	1:56.283	65	15.748	1:56.359	65	17.390	1:56.802	65	18.289	1:56.183
34	14.544	1:56.565	34	15.351	1:56.409	34	16.089	1:56.403	34	17.751	1:56.822	34	18.623	1:56.156
6	15.448	1:56.161	6	16.149	1:56.303	6	17.418	1:56.934	6	18.399	1:56.141	6	19.082	1:55.967
99	16.665	1:55.784	99	16.865	1:55.802	99	21.400	2:00.200	99	22.974	1:56.734	18	24.200	1:55.422
18	24.774	1:55.123	18	24.404	1:55.232	18	23.841	1:55.102	18	24.062	1:55.381	99	24.923	1:57.233
88	25.839	1:55.444	88	26.123	1:55.886	88	27.125	1:56.667	88	29.171	1:57.206	88	30.689	1:56.802
2	27.839	1:57.057	2	29.493	1:57.256	2	31.995	1:58.167	2	34.072	1:57.237	2	35.770	1:56.982
3	33.965	1:59.369	95	36.716	1:58.266	95	38.923	1:57.872	5	42.704	1:58.237	5	44.628	1:57.208
95	34.052	1:59.563	3	36.839	1:58.476	3	39.050	1:57.876	95	42.991	1:59.228	3	44.945	1:57.044
40	37.077	1:56.614	11	38.467	1:56.805	11	39.194	1:56.392	3	43.185	1:59.295	40	45.367	1:57.284
11	37.264	1:57.323	40	38.804	1:57.329	40	39.548	1:56.409	40	43.367	1:58.979	95	45.472	1:57.765
5	39.921	1:56.023	5	40.193	1:55.874	5	39.627	1:55.099	11	46.599	2:02.565	11	47.361	1:56.046
50	41.453	1:58.560	77	43.982	1:58.040	77	45.482	1:57.165	77	47.938	1:57.616	77	48.723	1:56.069
77	41.544	1:57.137	50	44.409	1:58.558	50	45.817	1:57.073	50	48.579	1:57.922	50	52.539	1:59.244
86	48.816	1:56.908	86	50.545	1:57.331	86	51.109	1:56.229	86	52.461	1:56.512	86	1:00.991	2:03.814
45	51.186	2:02.026	45	54.320	1:58.736	45	56.795	1:58.140	45	59.578	1:57.943	45	1:02.119	1:57.825
14	54.558	1:58.282	14	56.427	1:57.471	14	57.840	1:57.078	14	1:00.298	1:57.618	14	1:02.449	1:57.435
67	55.296	1:58.374	67	58.958	1:59.264	80	1:02.879	1:59.553	80	1:07.149	1:59.430	67	1:11.703	1:59.695
80	55.806	1:57.985	80	58.991	1:58.787	67	1:03.010	1:59.717	67	1:07.292	1:59.442	80	1:11.769	1:59.904
24	1:01.216	2:04.427	24	1:05.304	1:59.690	24	1:08.691	1:59.052	24	1:12.667	1:59.136	24	1:15.333	1:57.950
33	1:18.971	2:00.916	33	1:23.098	1:59.729	33	1:27.413	1:59.980	33	1:32.928	2:00.675	33	1:39.960	2:02.316

Weather / Track : Bright / Dry

Oulton Park International  
 Circuit Length = 2.6917 miles  
 Start: 13:57 Flag 14:28 End: 14:30

# Caterham Raceday - Oulton Park - 19th September 2015

## Avon Tyres Caterham Supersport Championship

### RACE 4 - LAP CHART

**LAP 16** @ 14:28:19.576

NO	BEHIND	LAP TIME
85		1:54.986
46	1.291	1:54.522
47	1.336	1:54.536
19	8.473	2:00.028
93	14.012	1:58.220
65	19.846	1:56.543
34	19.949	1:56.312
6	20.601	1:56.505
8	20.696	2:12.576
18	24.480	1:55.266
99	26.632	1:56.695
88	33.164	1:57.461
2	40.008	1:59.224
5	46.151	1:56.509
3	46.553	1:56.594
40	46.852	1:56.471
95	48.018	1:57.532
11	48.092	1:55.717
77	49.180	1:55.443
50	57.394	1:59.841
86	1:03.158	1:57.153
45	1:05.745	1:58.612
14	1:05.835	1:58.372
80	1:16.477	1:59.694
67	1:16.653	1:59.936
24	1:19.523	1:59.176
33	1:51.365	2:06.391

Weather / Track : Bright / Dry

Results can be found at [www.tsl-timing.com](http://www.tsl-timing.com)

Page 4 of 4

Oulton Park International  
Circuit Length = 2.6917 miles  
Start: 13:57 Flag 14:28 End: 14:30

Printed - 14:31 Saturday, 19 September 2015

# Caterham Raceday - Oulton Park - 19th September 2015

## Avon Tyres Caterham Supersport Championship

### RACE 4 - LAP ANALYSIS

DIFF = Difference To Personal Best Lap

P1 85 Clive Richards				
LAP	LAP TIME	DIFF	MPH	TIME OF DAY
1 -	2:01.399	6.413	79.82	13:59:24.527
2 -	1:56.899	1.913	82.89	14:01:21.426
3 -	1:56.371	1.385	83.27	14:03:17.797
4 -	1:56.066	1.080	83.49	14:05:13.863
5 -	1:55.685	0.699	83.76	14:07:09.548
6 -	1:55.835	0.849	83.65	14:09:05.383
7 -	1:55.623	0.637	83.81	14:11:01.006
8 -	1:55.554	0.568	83.86	14:12:56.560
9 -	1:55.388	0.402	83.98	14:14:51.948
10 -	1:55.548	0.562	83.86	14:16:47.496
11 -	1:55.383	0.397	83.98	14:18:42.879
12 -	1:55.602	0.616	83.82	14:20:38.481
13 -	1:55.665	0.679	83.77	14:22:34.146
14 -	1:55.160 (2)	0.174	84.14	14:24:29.306
15 -	1:55.284 (3)	0.298	84.05	14:26:24.590
16 -	<b>1:54.986 (1)</b>		<b>84.27</b>	<b>14:28:19.576</b>

P2 46 Stephen Nuttall				
LAP	LAP TIME	DIFF	MPH	TIME OF DAY
1 -	2:01.593	7.071	79.69	13:59:24.721
2 -	1:56.650	2.128	83.07	14:01:21.371
3 -	1:56.648	2.126	83.07	14:03:18.019
4 -	1:56.234	1.712	83.36	14:05:14.253
5 -	1:55.571	1.049	83.84	14:07:09.824
6 -	1:55.714	1.192	83.74	14:09:05.538
7 -	1:55.544	1.022	83.86	14:11:01.082
8 -	1:57.659	3.137	82.36	14:12:58.741
9 -	1:55.758	1.236	83.71	14:14:54.499
10 -	1:55.083 (3)	0.561	84.20	14:16:49.582
11 -	1:55.355	0.833	84.00	14:18:44.937
12 -	1:56.067	1.545	83.48	14:20:41.004
13 -	1:55.019 (2)	0.497	84.25	14:22:36.023
14 -	1:55.085	0.563	84.20	14:24:31.108
15 -	1:55.237	0.715	84.09	14:26:26.345
16 -	<b>1:54.522 (1)</b>		<b>84.61</b>	<b>14:28:20.867</b>

P3 47 William Smith				
LAP	LAP TIME	DIFF	MPH	TIME OF DAY
1 -	2:05.107	10.571	77.45	13:59:28.235
2 -	1:55.429	0.893	83.95	14:01:23.664
3 -	1:55.441	0.905	83.94	14:03:19.105
4 -	1:55.612	1.076	83.81	14:05:14.717
5 -	1:56.206	1.670	83.38	14:07:10.923
6 -	1:54.936	0.400	84.31	14:09:05.859
7 -	1:55.574	1.038	83.84	14:11:01.433
8 -	1:57.202	2.666	82.68	14:12:58.635
9 -	1:55.771	1.235	83.70	14:14:54.406
10 -	1:55.911	1.375	83.60	14:16:50.317
11 -	1:54.703 (2)	0.167	84.48	14:18:45.020
12 -	1:55.906	1.370	83.60	14:20:40.926
13 -	1:54.928 (3)	0.392	84.31	14:22:35.854
14 -	1:55.275	0.739	84.06	14:24:31.129
15 -	1:55.247	0.711	84.08	14:26:26.376
16 -	<b>1:54.536 (1)</b>		<b>84.60</b>	<b>14:28:20.912</b>

P4 19 Alistair Weaver				
LAP	LAP TIME	DIFF	MPH	TIME OF DAY
1 -	2:03.731	8.774	78.31	13:59:26.859
2 -	1:55.677	0.720	83.77	14:01:22.536

DIFF = Difference To Personal Best Lap

3 -	1:56.015	1.058	83.52	14:03:18.551
4 -	1:56.135	1.178	83.44	14:05:14.686
5 -	1:57.562	2.605	82.42	14:07:12.248
6 -	1:55.195 (3)	0.238	84.12	14:09:07.443
7 -	1:55.532	0.575	83.87	14:11:02.975
8 -	1:56.344	1.387	83.29	14:12:59.319
9 -	1:56.532	1.575	83.15	14:14:55.851
10 -	1:55.330	0.373	84.02	14:16:51.181
11 -	1:55.706	0.749	83.75	14:18:46.887
12 -	1:55.589	0.632	83.83	14:20:42.476
13 -	<b>1:54.957 (1)</b>		<b>84.29</b>	<b>14:22:37.433</b>
14 -	1:55.162 (2)	0.205	84.14	14:24:32.595
15 -	1:55.426	0.469	83.95	14:26:28.021
16 -	2:00.028	5.071	80.73	14:28:28.049

P5 93 Andres Sinclair				
LAP	LAP TIME	DIFF	MPH	TIME OF DAY
1 -	2:04.056	8.672	78.11	13:59:27.184
2 -	1:56.148	0.764	83.43	14:01:23.332
3 -	1:55.688 (3)	0.304	83.76	14:03:19.020
4 -	1:56.501	1.117	83.17	14:05:15.521
5 -	1:56.039	0.655	83.50	14:07:11.560
6 -	<b>1:55.384 (1)</b>		<b>83.98</b>	<b>14:09:06.944</b>
7 -	1:55.619 (2)	0.235	83.81	14:11:02.563
8 -	1:56.915	1.531	82.88	14:12:59.478
9 -	1:57.024	1.640	82.80	14:14:56.502
10 -	1:56.292	0.908	83.32	14:16:52.794
11 -	1:56.221	0.837	83.37	14:18:49.015
12 -	1:56.370	0.986	83.27	14:20:45.385
13 -	1:56.214	0.830	83.38	14:22:41.599
14 -	1:57.275	1.891	82.62	14:24:38.874
15 -	1:56.494	1.110	83.18	14:26:35.368
16 -	1:58.220	2.836	81.96	14:28:33.588

P6 65 Tony Mingoia				
LAP	LAP TIME	DIFF	MPH	TIME OF DAY
1 -	2:05.285	9.338	77.34	13:59:28.413
2 -	1:57.312	1.365	82.60	14:01:25.725
3 -	1:56.688	0.741	83.04	14:03:22.413
4 -	<b>1:55.947 (1)</b>		<b>83.57</b>	<b>14:05:18.360</b>
5 -	1:57.056	1.109	82.78	14:07:15.416
6 -	1:56.670	0.723	83.05	14:09:12.086
7 -	1:58.119	2.172	82.03	14:11:10.205
8 -	1:57.100	1.153	82.75	14:13:07.305
9 -	1:56.969	1.022	82.84	14:15:04.274
10 -	1:56.253 (3)	0.306	83.35	14:17:00.527
11 -	1:56.725	0.778	83.01	14:18:57.252
12 -	1:56.283	0.336	83.33	14:20:53.535
13 -	1:56.359	0.412	83.28	14:22:49.894
14 -	1:56.802	0.855	82.96	14:24:46.696
15 -	1:56.183 (2)	0.236	83.40	14:26:42.879
16 -	1:56.543	0.596	83.14	14:28:39.422

P7 34 Ian Sparshott				
LAP	LAP TIME	DIFF	MPH	TIME OF DAY
1 -	2:04.035	7.879	78.12	13:59:27.163
2 -	1:57.661	1.505	82.35	14:01:24.824
3 -	1:56.307 (3)	0.151	83.31	14:03:21.131
4 -	1:56.787	0.631	82.97	14:05:17.918
5 -	1:58.309	2.153	81.90	14:07:16.227
6 -	1:56.512	0.356	83.17	14:09:12.739
7 -	1:57.652	1.496	82.36	14:11:10.391

Weather / Track : Bright / Dry

Oulton Park International  
Circuit Length = 2.6917 miles  
Start: 13:57 Flag 14:28 End: 14:30

# Caterham Raceday - Oulton Park - 19th September 2015

## Avon Tyres Caterham Supersport Championship

### RACE 4 - LAP ANALYSIS

DIFF = Difference To Personal Best Lap

8 -	1:57.435	1.279	82.51	14:13:07.826
9 -	1:56.729	0.573	83.01	14:15:04.555
10 -	1:56.303 (2)	0.147	83.32	14:17:00.858
11 -	1:56.565	0.409	83.13	14:18:57.423
12 -	1:56.409	0.253	83.24	14:20:53.832
13 -	1:56.403	0.247	83.24	14:22:50.235
14 -	1:56.822	0.666	82.95	14:24:47.057
<b>15 -</b>	<b>1:56.156 (1)</b>		<b>83.42</b>	<b>14:26:43.213</b>
16 -	1:56.312	0.156	83.31	14:28:39.525

#### P8 6 Nick Powell

LAP	LAP TIME	DIFF	MPH	TIME OF DAY
1 -	2:06.465	10.498	76.62	13:59:29.593
2 -	1:57.047	1.080	82.79	14:01:26.640
3 -	1:56.602	0.635	83.10	14:03:23.242
4 -	1:56.811	0.844	82.95	14:05:20.053
5 -	1:57.942	1.975	82.16	14:07:17.995
6 -	1:56.693	0.726	83.04	14:09:14.688
7 -	1:57.611	1.644	82.39	14:11:12.299
8 -	1:56.752	0.785	82.99	14:13:09.051
9 -	1:56.640	0.673	83.07	14:15:05.691
10 -	1:56.475	0.508	83.19	14:17:02.166
11 -	1:56.161 (3)	0.194	83.42	14:18:58.327
12 -	1:56.303	0.336	83.32	14:20:54.630
13 -	1:56.934	0.967	82.87	14:22:51.564
14 -	1:56.141 (2)	0.174	83.43	14:24:47.705
<b>15 -</b>	<b>1:55.967 (1)</b>		<b>83.56</b>	<b>14:26:43.672</b>
16 -	1:56.505	0.538	83.17	14:28:40.177

#### P9 8 Danny Killeen

LAP	LAP TIME	DIFF	MPH	TIME OF DAY
1 -	2:01.782	6.808	79.57	13:59:24.910
2 -	1:56.608	1.634	83.10	14:01:21.518
3 -	1:56.343	1.369	83.29	14:03:17.861
4 -	1:56.043	1.069	83.50	14:05:13.904
5 -	1:56.055	1.081	83.49	14:07:09.959
6 -	1:55.776	0.802	83.69	14:09:05.735
7 -	1:55.593	0.619	83.83	14:11:01.328
8 -	1:57.549	2.575	82.43	14:12:58.877
9 -	1:55.899	0.925	83.61	14:14:54.776
10 -	1:55.463 (3)	0.489	83.92	14:16:50.239
11 -	1:55.629	0.655	83.80	14:18:45.868
12 -	1:55.393 (2)	0.419	83.97	14:20:41.261
13 -	1:55.650	0.676	83.79	14:22:36.911
<b>14 -</b>	<b>1:54.974 (1)</b>		<b>84.28</b>	<b>14:24:31.885</b>
15 -	1:55.811	0.837	83.67	14:26:27.696
16 -	2:12.576	17.602	73.09	14:28:40.272

#### P10 18 Philip Jenkins

LAP	LAP TIME	DIFF	MPH	TIME OF DAY
1 -	2:21.886	26.915	68.29	13:59:45.014
2 -	1:56.684	1.713	83.04	14:01:41.698
3 -	1:56.511	1.540	83.17	14:03:38.209
4 -	1:55.245	0.274	84.08	14:05:33.454
<b>5 -</b>	<b>1:54.971 (1)</b>		<b>84.28</b>	<b>14:07:28.425</b>
6 -	1:55.998	1.027	83.53	14:09:24.423
7 -	1:59.352	4.381	81.19	14:11:23.775
8 -	1:56.986	2.015	82.83	14:13:20.761
9 -	1:56.008	1.037	83.53	14:15:16.769
10 -	1:55.761	0.790	83.71	14:17:12.530
11 -	1:55.123 (3)	0.152	84.17	14:19:07.653
12 -	1:55.232	0.261	84.09	14:21:02.885

DIFF = Difference To Personal Best Lap

13 -	1:55.102 (2)	0.131	84.18	14:22:57.987
14 -	1:55.381	0.410	83.98	14:24:53.368
15 -	1:55.422	0.451	83.95	14:26:48.790
16 -	1:55.266	0.295	84.06	14:28:44.056

#### P11 99 Simon Ledger

LAP	LAP TIME	DIFF	MPH	TIME OF DAY
1 -	2:09.659	13.934	74.73	13:59:32.787
2 -	1:56.056	0.331	83.49	14:01:28.843
3 -	1:56.242	0.517	83.36	14:03:25.085
4 -	1:59.319	3.594	81.21	14:05:24.404
5 -	1:56.924	1.199	82.87	14:07:21.328
6 -	1:56.337	0.612	83.29	14:09:17.665
7 -	1:57.357	1.632	82.57	14:11:15.022
8 -	1:56.621	0.896	83.09	14:13:11.643
9 -	1:56.392	0.667	83.25	14:15:08.035
<b>10 -</b>	<b>1:55.725 (1)</b>		<b>83.73</b>	<b>14:17:03.760</b>
11 -	1:55.784 (2)	0.059	83.69	14:18:59.544
12 -	1:55.802 (3)	0.077	83.68	14:20:55.346
13 -	2:00.200	4.475	80.61	14:22:55.546
14 -	1:56.734	1.009	83.01	14:24:52.280
15 -	1:57.233	1.508	82.65	14:26:49.513
16 -	1:56.695	0.970	83.04	14:28:46.208

#### P12 88 Nick Portlock

LAP	LAP TIME	DIFF	MPH	TIME OF DAY
1 -	2:10.487	15.043	74.26	13:59:33.615
2 -	1:57.783	2.339	82.27	14:01:31.398
3 -	1:58.828	3.384	81.54	14:03:30.226
4 -	1:57.655	2.211	82.36	14:05:27.881
5 -	1:58.632	3.188	81.68	14:07:26.513
6 -	1:57.994	2.550	82.12	14:09:24.507
7 -	1:58.304	2.860	81.91	14:11:22.811
8 -	1:57.665	2.221	82.35	14:13:20.476
9 -	1:56.634	1.190	83.08	14:15:17.110
10 -	1:56.164 (3)	0.720	83.42	14:17:13.274
<b>11 -</b>	<b>1:55.444 (1)</b>		<b>83.94</b>	<b>14:19:08.718</b>
12 -	1:55.886 (2)	0.442	83.62	14:21:04.604
13 -	1:56.667	1.223	83.06	14:23:01.271
14 -	1:57.206	1.762	82.67	14:24:58.477
15 -	1:56.802	1.358	82.96	14:26:55.279
16 -	1:57.461	2.017	82.49	14:28:52.740

#### P13 2 John Reid

LAP	LAP TIME	DIFF	MPH	TIME OF DAY
1 -	2:10.062	14.392	74.50	13:59:33.190
2 -	1:58.071	2.401	82.07	14:01:31.261
3 -	1:58.730	3.060	81.61	14:03:29.991
4 -	1:57.936	2.266	82.16	14:05:27.927
5 -	1:58.033	2.363	82.09	14:07:25.960
6 -	1:58.297	2.627	81.91	14:09:24.257
7 -	1:59.238	3.568	81.26	14:11:23.495
8 -	1:57.398	1.728	82.54	14:13:20.893
9 -	1:57.098	1.428	82.75	14:15:17.991
<b>10 -</b>	<b>1:55.670 (1)</b>		<b>83.77</b>	<b>14:17:13.661</b>
11 -	1:57.057 (3)	1.387	82.78	14:19:10.718
12 -	1:57.256	1.586	82.64	14:21:07.974
13 -	1:58.167	2.497	82.00	14:23:06.141
14 -	1:57.237	1.567	82.65	14:25:03.378
15 -	1:56.982 (2)	1.312	82.83	14:27:00.360
16 -	1:59.224	3.554	81.27	14:28:59.584

Weather / Track : Bright / Dry

Oulton Park International  
Circuit Length = 2.6917 miles  
Start: 13:57 Flag 14:28 End: 14:30

# Caterham Raceday - Oulton Park - 19th September 2015

## Avon Tyres Caterham Supersport Championship

### RACE 4 - LAP ANALYSIS

DIFF = Difference To Personal Best Lap

<b>P14 5 Lucy Redding</b>				
LAP	LAP TIME	DIFF	MPH	TIME OF DAY
1 -	2:27.421	32.322	65.73	13:59:50.549
2 -	1:57.940	2.841	82.16	14:01:48.489
3 -	1:58.818	3.719	81.55	14:03:47.307
4 -	1:58.268	3.169	81.93	14:05:45.575
5 -	1:57.844	2.745	82.23	14:07:43.419
6 -	1:57.027	1.928	82.80	14:09:40.446
7 -	1:56.252	1.153	83.35	14:11:36.698
8 -	1:55.855 (2)	0.756	83.64	14:13:32.553
9 -	1:58.184	3.085	81.99	14:15:30.737
10 -	1:56.040	0.941	83.50	14:17:26.777
11 -	1:56.023	0.924	83.52	14:19:22.800
12 -	1:55.874 (3)	0.775	83.62	14:21:18.674
<b>13 -</b>	<b>1:55.099 (1)</b>		<b>84.19</b>	<b>14:23:13.773</b>
14 -	1:58.237	3.138	81.95	14:25:12.010
15 -	1:57.208	2.109	82.67	14:27:09.218
16 -	1:56.509	1.410	83.17	14:29:05.727

<b>P15 3 Keith Ashworth</b>				
LAP	LAP TIME	DIFF	MPH	TIME OF DAY
1 -	2:12.991	16.532	72.86	13:59:36.119
2 -	1:58.264	1.805	81.93	14:01:34.383
3 -	1:58.052	1.593	82.08	14:03:32.435
4 -	1:57.015 (3)	0.556	82.81	14:05:29.450
5 -	1:59.978	3.519	80.76	14:07:29.428
6 -	1:57.812	1.353	82.25	14:09:27.240
7 -	1:57.913	1.454	82.18	14:11:25.153
<b>8 -</b>	<b>1:56.459 (1)</b>		<b>83.20</b>	<b>14:13:21.612</b>
9 -	1:57.321	0.862	82.59	14:15:18.933
10 -	1:58.542	2.083	81.74	14:17:17.475
11 -	1:59.369	2.910	81.18	14:19:16.844
12 -	1:58.476	2.017	81.79	14:21:15.320
13 -	1:57.876	1.417	82.20	14:23:13.196
14 -	1:59.295	2.836	81.23	14:25:12.491
15 -	1:57.044	0.585	82.79	14:27:09.535
16 -	1:56.594 (2)	0.135	83.11	14:29:06.129

<b>P16 40 Fraser Greenshields</b>				
LAP	LAP TIME	DIFF	MPH	TIME OF DAY
1 -	2:17.816	21.407	70.31	13:59:40.944
2 -	1:58.906	2.497	81.49	14:01:39.850
3 -	2:00.231	3.822	80.59	14:03:40.081
4 -	1:57.602	1.193	82.40	14:05:37.683
5 -	1:58.032	1.623	82.09	14:07:35.715
6 -	1:57.024	0.615	82.80	14:09:32.739
7 -	1:58.167	1.758	82.00	14:11:30.906
8 -	1:57.310	0.901	82.60	14:13:28.216
9 -	1:58.185	1.776	81.99	14:15:26.401
10 -	1:56.941	0.532	82.86	14:17:23.342
11 -	1:56.614 (3)	0.205	83.09	14:19:19.956
12 -	1:57.329	0.920	82.59	14:21:17.285
<b>13 -</b>	<b>1:56.409 (1)</b>		<b>83.24</b>	<b>14:23:13.694</b>
14 -	1:58.979	2.570	81.44	14:25:12.673
15 -	1:57.284	0.875	82.62	14:27:09.957
16 -	1:56.471 (2)	0.062	83.20	14:29:06.428

<b>P17 95 David Russell</b>				
LAP	LAP TIME	DIFF	MPH	TIME OF DAY
1 -	2:10.767	13.235	74.10	13:59:33.895
2 -	1:57.935	0.403	82.16	14:01:31.830

DIFF = Difference To Personal Best Lap

3 -	1:58.846	1.314	81.53	14:03:30.676
4 -	1:57.724 (3)	0.192	82.31	14:05:28.400
5 -	1:58.292	0.760	81.91	14:07:26.692
6 -	1:58.221	0.689	81.96	14:09:24.913
7 -	1:58.146	0.614	82.02	14:11:23.059
8 -	1:58.176	0.644	81.99	14:13:21.235
9 -	1:57.581 (2)	0.049	82.41	14:15:18.816
10 -	1:58.552	1.020	81.73	14:17:17.368
11 -	1:59.563	2.031	81.04	14:19:16.931
12 -	1:58.266	0.734	81.93	14:21:15.197
13 -	1:57.872	0.340	82.21	14:23:13.069
14 -	1:59.228	1.696	81.27	14:25:12.297
15 -	1:57.765	0.233	82.28	14:27:10.062
<b>16 -</b>	<b>1:57.532 (1)</b>		<b>82.44</b>	<b>14:29:07.594</b>

<b>P18 11 Michael Sauer</b>				
LAP	LAP TIME	DIFF	MPH	TIME OF DAY
1 -	2:19.605	23.888	69.41	13:59:42.733
2 -	2:00.886	5.169	80.16	14:01:43.619
3 -	1:58.495	2.778	81.77	14:03:42.114
4 -	1:56.971	1.254	82.84	14:05:39.085
5 -	1:57.807	2.090	82.25	14:07:36.892
6 -	1:56.696	0.979	83.03	14:09:33.588
7 -	1:57.812	2.095	82.25	14:11:31.400
8 -	1:57.026	1.309	82.80	14:13:28.426
9 -	1:57.634	1.917	82.37	14:15:26.060
10 -	1:56.760	1.043	82.99	14:17:22.820
11 -	1:57.323	1.606	82.59	14:19:20.143
12 -	1:56.805	1.088	82.96	14:21:16.948
13 -	1:56.392 (3)	0.675	83.25	14:23:13.340
14 -	2:02.565	6.848	79.06	14:25:15.905
15 -	1:56.046 (2)	0.329	83.50	14:27:11.951
<b>16 -</b>	<b>1:55.717 (1)</b>		<b>83.74</b>	<b>14:29:07.668</b>

<b>P19 77 Christopher Wright</b>				
LAP	LAP TIME	DIFF	MPH	TIME OF DAY
1 -	2:10.863	15.420	74.04	13:59:33.991
2 -	1:58.056	2.613	82.08	14:01:32.047
3 -	1:58.744	3.301	81.60	14:03:30.791
4 -	1:57.976	2.533	82.13	14:05:28.767
5 -	2:09.710	14.267	74.70	14:07:38.477
6 -	1:56.610 (3)	1.167	83.10	14:09:35.087
7 -	1:58.716	3.273	81.62	14:11:33.803
8 -	1:58.517	3.074	81.76	14:13:32.320
9 -	1:57.613	2.170	82.39	14:15:29.933
10 -	1:57.353	1.910	82.57	14:17:27.286
11 -	1:57.137	1.694	82.72	14:19:24.423
12 -	1:58.040	2.597	82.09	14:21:22.463
13 -	1:57.165	1.722	82.70	14:23:19.628
14 -	1:57.616	2.173	82.39	14:25:17.244
15 -	1:56.069 (2)	0.626	83.48	14:27:13.313
<b>16 -</b>	<b>1:55.443 (1)</b>		<b>83.94</b>	<b>14:29:08.756</b>

<b>P20 50 David Briault</b>				
LAP	LAP TIME	DIFF	MPH	TIME OF DAY
1 -	2:12.899	15.826	72.91	13:59:36.027
2 -	1:59.297	2.224	81.22	14:01:35.324
3 -	1:59.260	2.187	81.25	14:03:34.584
4 -	1:59.376	2.303	81.17	14:05:33.960
5 -	1:58.446	1.373	81.81	14:07:32.406
6 -	1:59.437	2.364	81.13	14:09:31.843
7 -	1:59.406	2.333	81.15	14:11:31.249

Weather / Track : Bright / Dry

Oulton Park International  
Circuit Length = 2.6917 miles  
Start: 13:57 Flag 14:28 End: 14:30

# Caterham Raceday - Oulton Park - 19th September 2015

## Avon Tyres Caterham Supersport Championship

### RACE 4 - LAP ANALYSIS

DIFF = Difference To Personal Best Lap

8 -	1:58.721	1.648	81.62	14:13:29.970
9 -	1:58.113	1.040	82.04	14:15:28.083
10 -	1:57.689 (2)	0.616	82.33	14:17:25.772
11 -	1:58.560	1.487	81.73	14:19:24.332
12 -	1:58.558	1.485	81.73	14:21:22.890
<b>13 -</b>	<b>1:57.073 (1)</b>		<b>82.77</b>	<b>14:23:19.963</b>
14 -	1:57.922 (3)	0.849	82.17	14:25:17.885
15 -	1:59.244	2.171	81.26	14:27:17.129
16 -	1:59.841	2.768	80.86	14:29:16.970

#### P21 86 John OBrien

LAP	LAP TIME	DIFF	MPH	TIME OF DAY
1 -	2:17.226	21.087	70.61	13:59:40.354
2 -	1:59.124	2.985	81.34	14:01:39.478
3 -	2:04.947	8.808	77.55	14:03:44.425
4 -	1:57.552	1.413	82.43	14:05:41.977
5 -	1:57.023	0.884	82.80	14:07:39.000
<b>6 -</b>	<b>1:56.139 (1)</b>		<b>83.43</b>	<b>14:09:35.139</b>
7 -	1:57.263	1.124	82.63	14:11:32.402
8 -	2:08.277	12.138	75.54	14:13:40.679
9 -	1:56.968	0.829	82.84	14:15:37.647
10 -	1:57.140	1.001	82.72	14:17:34.787
11 -	1:56.908	0.769	82.88	14:19:31.695
12 -	1:57.331	1.192	82.59	14:21:29.026
13 -	1:56.229 (2)	0.090	83.37	14:23:25.255
14 -	1:56.512 (3)	0.373	83.17	14:25:21.767
15 -	2:03.814	7.675	78.26	14:27:25.581
16 -	1:57.153	1.014	82.71	14:29:22.734

#### P22 45 Paul Mortimer

LAP	LAP TIME	DIFF	MPH	TIME OF DAY
1 -	2:16.683	19.285	70.89	13:59:39.811
2 -	1:59.864	2.466	80.84	14:01:39.675
3 -	2:00.520	3.122	80.40	14:03:40.195
4 -	1:58.715	1.317	81.62	14:05:38.910
5 -	1:59.852	2.454	80.85	14:07:38.762
6 -	1:57.929 (3)	0.531	82.17	14:09:36.691
7 -	1:58.322	0.924	81.89	14:11:35.013
<b>8 -</b>	<b>1:57.398 (1)</b>		<b>82.54</b>	<b>14:13:32.411</b>
9 -	1:58.244	0.846	81.95	14:15:30.655
10 -	2:01.384	3.986	79.83	14:17:32.039
11 -	2:02.026	4.628	79.41	14:19:34.065
12 -	1:58.736	1.338	81.61	14:21:32.801
13 -	1:58.140	0.742	82.02	14:23:30.941
14 -	1:57.943	0.545	82.16	14:25:28.884
15 -	1:57.825 (2)	0.427	82.24	14:27:26.709
16 -	1:58.612	1.214	81.69	14:29:25.321

#### P23 14 John Whitehouse

LAP	LAP TIME	DIFF	MPH	TIME OF DAY
1 -	2:19.948	22.870	69.24	13:59:43.076
2 -	2:03.953	6.875	78.17	14:01:47.029
3 -	1:59.947	2.869	80.78	14:03:46.976
4 -	2:00.086	3.008	80.69	14:05:47.062
5 -	1:59.030	1.952	81.41	14:07:46.092
6 -	2:00.194	3.116	80.62	14:09:46.286
7 -	1:58.611	1.533	81.69	14:11:44.897
8 -	1:58.493	1.415	81.78	14:13:43.390
9 -	1:57.343 (2)	0.265	82.58	14:15:40.733
10 -	1:58.422	1.344	81.82	14:17:39.155
11 -	1:58.282	1.204	81.92	14:19:37.437
12 -	1:57.471	0.393	82.49	14:21:34.908

DIFF = Difference To Personal Best Lap

<b>13 -</b>	<b>1:57.078 (1)</b>		<b>82.76</b>	<b>14:23:31.986</b>
14 -	1:57.618	0.540	82.38	14:25:29.604
15 -	1:57.435 (3)	0.357	82.51	14:27:27.039
16 -	1:58.372	1.294	81.86	14:29:25.411

#### P24 80 Alex Taylor

LAP	LAP TIME	DIFF	MPH	TIME OF DAY
1 -	2:13.994	16.009	72.31	13:59:37.122
2 -	2:06.396	8.411	76.66	14:01:43.518
3 -	2:01.118	3.133	80.00	14:03:44.636
4 -	2:01.120	3.135	80.00	14:05:45.756
5 -	2:00.226	2.241	80.60	14:07:45.982
6 -	2:00.270	2.285	80.57	14:09:46.252
7 -	1:58.880	0.895	81.51	14:11:45.132
8 -	1:58.572 (3)	0.587	81.72	14:13:43.704
9 -	1:58.829	0.844	81.54	14:15:42.533
10 -	1:58.167 (2)	0.182	82.00	14:17:40.700
<b>11 -</b>	<b>1:57.985 (1)</b>		<b>82.13</b>	<b>14:19:38.685</b>
12 -	1:58.787	0.802	81.57	14:21:37.472
13 -	1:59.553	1.568	81.05	14:23:37.025
14 -	1:59.430	1.445	81.13	14:25:36.455
15 -	1:59.904	1.919	80.81	14:27:36.359
16 -	1:59.694	1.709	80.95	14:29:36.053

#### P25 67 Gavin Crawford

LAP	LAP TIME	DIFF	MPH	TIME OF DAY
1 -	2:13.205	14.870	72.74	13:59:36.333
2 -	2:11.096	12.761	73.91	14:01:47.429
3 -	2:00.107	1.772	80.68	14:03:47.536
4 -	1:59.224	0.889	81.27	14:05:46.760
5 -	1:59.136	0.801	81.33	14:07:45.896
6 -	1:59.094	0.759	81.36	14:09:44.990
7 -	1:59.104	0.769	81.36	14:11:44.094
8 -	1:58.869	0.534	81.52	14:13:42.963
9 -	1:58.503 (3)	0.168	81.77	14:15:41.466
<b>10 -</b>	<b>1:58.335 (1)</b>		<b>81.88</b>	<b>14:17:39.801</b>
11 -	1:58.374 (2)	0.039	81.86	14:19:38.175
12 -	1:59.264	0.929	81.25	14:21:37.439
13 -	1:59.717	1.382	80.94	14:23:37.156
14 -	1:59.442	1.107	81.13	14:25:36.598
15 -	1:59.695	1.360	80.95	14:27:36.293
16 -	1:59.936	1.601	80.79	14:29:36.229

#### P26 24 Dan Williamson

LAP	LAP TIME	DIFF	MPH	TIME OF DAY
1 -	2:17.686	19.736	70.38	13:59:40.814
2 -	2:00.027	2.077	80.73	14:01:40.841
3 -	2:04.646	6.696	77.74	14:03:45.487
4 -	1:59.996	2.046	80.75	14:05:45.483
5 -	1:59.299	1.349	81.22	14:07:44.782
6 -	1:57.955 (2)	0.005	82.15	14:09:42.737
7 -	2:00.615	2.665	80.34	14:11:43.352
8 -	1:58.340 (3)	0.390	81.88	14:13:41.692
9 -	1:58.692	0.742	81.64	14:15:40.384
10 -	1:59.284	1.334	81.23	14:17:39.668
11 -	2:04.427	6.477	77.88	14:19:44.095
12 -	1:59.690	1.740	80.96	14:21:43.785
13 -	1:59.052	1.102	81.39	14:23:42.837
14 -	1:59.136	1.186	81.33	14:25:41.973
<b>15 -</b>	<b>1:57.950 (1)</b>		<b>82.15</b>	<b>14:27:39.923</b>
16 -	1:59.176	1.226	81.31	14:29:39.099

Weather / Track : Bright / Dry

Oulton Park International  
Circuit Length = 2.6917 miles  
Start: 13:57 Flag 14:28 End: 14:30



# Caterham Raceday - Oulton Park - 19th September 2015

## Avon Tyres Caterham Supersport Championship

### RACE 4 - LAP ANALYSIS

DIFF = Difference To Personal Best Lap

<b>P27 33 Bronek Masojada</b>				
LAP	LAP TIME	DIFF	MPH	TIME OF DAY
1 -	2:18.673	18.944	69.87	13:59:41.801
2 -	2:12.773	13.044	72.98	14:01:54.574
3 -	2:01.655	1.926	79.65	14:03:56.229
4 -	2:00.294	0.565	80.55	14:05:56.523
5 -	2:01.673	1.944	79.64	14:07:58.196
6 -	2:00.886	1.157	80.16	14:09:59.082
7 -	2:00.299	0.570	80.55	14:11:59.381
8 -	2:00.128 (3)	0.399	80.66	14:13:59.509
9 -	2:00.617	0.888	80.34	14:16:00.126
10 -	2:00.808	1.079	80.21	14:18:00.934
11 -	2:00.916	1.187	80.14	14:20:01.850
12 -	<b>1:59.729 (1)</b>		<b>80.93</b>	<b>14:22:01.579</b>
13 -	1:59.980 (2)	0.251	80.76	14:24:01.559
14 -	2:00.675	0.946	80.30	14:26:02.234
15 -	2:02.316	2.587	79.22	14:28:04.550
16 -	2:06.391	6.662	76.67	14:30:10.941

<b>P28 44 Tom Woodcock</b>				
LAP	LAP TIME	DIFF	MPH	TIME OF DAY
1 -	<b>2:13.356 (1)</b>		<b>72.66</b>	<b>13:59:36.484</b>
2 -	2:40.234 P	26.877	60.47	14:02:16.718

<b>P29 26 Roy Gray</b>				
LAP	LAP TIME	DIFF	MPH	TIME OF DAY
1 -	2:23.948 P		67.31	13:59:47.076


Caterham Raceday - Oulton Park - 19th September 2015

Avon Tyres Caterham Supersport Championship

RACE 10 - GRID (30 minutes) - AMENDED

ROW 15	29	26	Roy Gray				
ROW 14		27	33	Bronek Masojada			
				28	44	Tom Woodcock	
ROW 13	25	67	Gavin Crawford	26	24	Dan Williamson	
ROW 12		23	14	John Whitehouse	24	80	Alex Taylor
ROW 11	21	45	Paul Mortimer	22	86	John OBrien	
ROW 10		19	77	Christopher Wright	20	50	David Briault
ROW 9	17	95	David Russell	18	11	Michael Sauer	
ROW 8		15	3	Keith Ashworth	16	40	Fraser Greenshields
ROW 7	13	2	John Reid	14	5	Lucy Redding	
ROW 6		11	99	Simon Ledger	12	88	Nick Portlock
ROW 5	9	8	Danny Killeen	10	18	Philip Jenkins	
ROW 4		7	34	Ian Sparshott	8	6	Nick Powell
ROW 3	5	93	Andres Sinclair	6	65	Tony Mingoia	
ROW 2		3	47	William Smith	4	19	Alistair Weaver
ROW 1	1	85	Clive Richards	2	46	Stephen Nuttall	

**Pole**



CAR 86 - TIME PENALTY IN RACE 4 - DROPS ONE POSITION ON GRID

Oulton Park International  
Circuit Length = 2.6917 miles

These results are provisional until the conclusion of any judicial and technical matters.

Clerk Of Course :		Timekeeper :
-------------------	--	--------------

Results can be found at [www.tsl-timing.com](http://www.tsl-timing.com)

Printed - 15:28 Saturday, 19 September 2015



# Caterham Raceday - Oulton Park - 19th September 2015

## Avon Tyres Caterham Supersport Championship

### RACE 10 - CLASSIFICATION



POS	NO	NAME	ENTRY	LAPS	TIME	GAP	DIFF	MPH	BEST	ON
1	47	William Smith	Caterham Supersport	16	30:58.969			83.40	1:54.216	12
2	46	Stephen Nuttall	Caterham Supersport	16	30:59.983	1.014	1.014	83.35	1:54.316	12
3	18	Philip Jenkins	Caterham Supersport	16	31:00.650	1.681	0.667	83.32	1:54.207	12
4	85	Clive Richards	Caterham Supersport	16	31:06.894	7.925	6.244	83.05	1:54.714	15
5	93	Andres Sinclair	Caterham Supersport	16	31:07.130	8.161	0.236	83.04	1:54.826	16
6	5	Lucy Redding	Caterham Supersport	16	31:18.480	19.511	11.350	82.53	1:55.845	4
7	86	John OBrien	Caterham Supersport	16	31:18.815	19.846	0.335	82.52	1:55.219	12
8	11	Michael Sauer	Caterham Supersport	16	31:24.677	25.708	5.862	82.26	1:55.393	13
9	19	Alistair Weaver	Caterham Supersport	16	31:25.512	26.543	0.835	82.23	1:54.797	16
10	34	Ian Sparshott	Caterham Supersport	16	31:29.737	30.768	4.225	82.04	1:55.899	5
11	65	Tony Mingoia	Caterham Supersport	16	31:30.035	31.066	0.298	82.03	1:56.183	5
12	95	David Russell	Caterham Supersport	16	31:30.300	31.331	0.265	82.02	1:56.385	6
13	26	Roy Gray	Caterham Supersport	16	31:30.562	31.593	0.262	82.01	1:56.011	11
14	40	Fraser Greenshields	Caterham Supersport	16	31:31.080	32.111	0.518	81.98	1:56.108	3
15	6	Nick Powell	Caterham Supersport	16	31:38.408	39.439	7.328	81.67	1:55.989	14
16	14	John Whitehouse	Caterham Supersport	16	31:38.566	39.597	0.158	81.66	1:56.639	7
17	3	Keith Ashworth	Caterham Supersport	16	31:41.047	42.078	2.481	81.55	1:56.858	9
18	44	Tom Woodcock	Caterham Supersport	16	31:41.283	42.314	0.236	81.54	1:56.755	12
19	45	Paul Mortimer	Caterham Supersport	16	31:48.286	49.317	7.003	81.24	1:56.825	7
20	99	Simon Ledger	Caterham Supersport	16	31:48.983	50.014	0.697	81.21	1:55.737	13
21	67	Gavin Crawford	Caterham Supersport	16	31:49.035	50.066	0.052	81.21	1:57.766	11
22	80	Alex Taylor	Caterham Supersport	16	31:53.149	54.180	4.114	81.04	1:57.494	10
23	33	Bronek Masojada	Caterham Supersport	16	32:03.935	1:04.966	10.786	80.58	1:58.423	12
24	50	David Briault	Caterham Supersport	16	32:44.083	1:45.114	40.148	78.94	1:59.483	8

#### NOT CLASSIFIED

DNF	8	Danny Killeen	Caterham Supersport	13	25:11.420	3 Laps	3 Laps	83.34	1:54.302	12
DNF	88	Nick Portlock	Caterham Supersport	13	25:29.016	3 Laps	17.596	82.38	1:55.710	10
DNF	2	John Reid	Caterham Supersport	9	17:44.038	7 Laps	4 Laps	81.96	1:56.456	3
DNF	77	Christopher Wright	Caterham Supersport	1	2:06.983	15 Laps	8 Laps	76.31	2:06.983	1
DNF	24	Dan Williamson	Caterham Supersport	1	3:12.525	15 Laps	1:05.542	50.33		

#### FASTEST LAP

18	Philip Jenkins	Caterham Supersport	12	1:54.207	84.84 mph	136.55 kph
----	----------------	---------------------	----	----------	-----------	------------

#### CAR 80 - 5 SECOND PENALTY (Exceeding Track Limits)

Weather / Track : Cloudy / Dry

These results are provisional until the conclusion of any judicial and technical matters.

Oulton Park International  
Circuit Length = 2.6917 miles  
Start: 17:37 Flag 18:08 End: 18:10

Clerk Of Course :	Timekeeper :
-------------------	--------------

Results can be found at [www.tsl-timing.com](http://www.tsl-timing.com)

Printed - 18:11 Saturday, 19 September 2015



# Caterham Raceday - Oulton Park - 19th September 2015

## Avon Tyres Caterham Supersport Championship

### RACE 10 - LAP CHART

LAP 1 @ 17:39:51.251			LAP 2 @ 17:41:48.315			LAP 3 @ 17:43:45.089			LAP 4 @ 17:45:41.032			LAP 5 @ 17:47:37.356		
NO	BEHIND	LAP TIME	NO	BEHIND	LAP TIME	NO	BEHIND	LAP TIME	NO	BEHIND	LAP TIME	NO	BEHIND	LAP TIME
85		2:01.428	46		1:56.997	46		1:56.774	85		1:55.906	47		1:56.239
46	0.067	2:01.495	85	0.038	1:57.102	85	0.037	1:56.773	46	0.047	1:55.990	46	0.419	1:56.696
47	0.290	2:01.718	47	0.422	1:57.196	47	0.338	1:56.690	47	0.085	1:55.690	8	0.512	1:55.860
19	0.977	2:02.405	93	0.585	1:56.640	93	0.713	1:56.902	8	0.976	1:56.109	85	0.588	1:56.912
93	1.009	2:02.437	8	1.922	1:57.242	8	0.810	1:55.662	93	1.173	1:56.403	93	0.597	1:55.748
8	1.744	2:03.172	19	2.215	1:58.302	18	1.272	1:55.750	19	2.461	1:56.679	18	1.718	1:55.496
65	1.843	2:03.271	18	2.296	1:57.232	19	1.725	1:56.284	18	2.546	1:57.217	19	2.546	1:56.409
18	2.128	2:03.556	65	2.760	1:57.981	65	2.460	1:56.474	65	2.797	1:56.280	65	2.656	1:56.183
88	3.852	2:05.280	88	3.394	1:56.606	88	2.867	1:56.247	88	3.157	1:56.233	88	2.996	1:56.163
6	3.919	2:05.347	6	4.250	1:57.395	6	3.774	1:56.298	6	3.985	1:56.154	6	3.701	1:56.040
34	4.026	2:05.454	34	4.491	1:57.529	34	4.291	1:56.574	34	4.290	1:55.942	34	3.865	1:55.899
99	4.220	2:05.648	5	4.649	1:57.339	5	4.477	1:56.602	5	4.379	1:55.845	5	4.487	1:56.432
5	4.374	2:05.802	99	4.924	1:57.768	99	4.900	1:56.750	99	4.906	1:55.949	99	4.771	1:56.189
2	4.851	2:06.279	40	6.431	1:58.361	40	5.765	1:56.108	40	6.796	1:56.974	86	8.378	1:56.651
40	5.134	2:06.562	2	6.540	1:58.753	2	6.222	1:56.456	2	7.000	1:56.721	40	8.757	1:58.285
77	5.555	2:06.983	95	6.864	1:57.436	95	7.531	1:57.441	11	7.282	1:55.615	2	8.841	1:58.165
95	6.492	2:07.920	11	7.281	1:57.752	11	7.610	1:57.103	86	8.051	1:56.130	11	9.035	1:58.077
11	6.593	2:08.021	86	7.533	1:57.823	86	7.864	1:57.105	95	9.926	1:58.338	95	10.232	1:56.630
86	6.774	2:08.202	3	8.679	1:58.206	3	10.173	1:58.268	26	13.934	1:59.588	26	16.679	1:59.069
3	7.537	2:08.965	26	10.028	1:57.887	26	10.289	1:57.035	3	14.048	1:59.818	3	17.041	1:59.317
80	8.722	2:10.150	80	10.466	1:58.808	80	11.466	1:57.774	80	14.194	1:58.671	80	17.089	1:59.219
67	9.082	2:10.510	67	11.253	1:59.235	67	12.396	1:57.917	67	15.145	1:58.692	14	17.760	1:58.421
26	9.205	2:10.633	44	11.665	1:58.317	44	12.952	1:58.061	14	15.663	1:58.283	67	18.173	1:59.352
45	9.908	2:11.336	14	12.769	1:58.813	14	13.323	1:57.328	44	16.103	1:59.094	44	18.326	1:58.547
44	10.412	2:11.840	33	13.869	1:58.987	45	16.332	1:58.424	45	18.304	1:57.915	45	20.700	1:58.720
14	11.020	2:12.448	45	14.682	2:01.838	33	16.648	1:59.553	33	19.252	1:58.547	33	21.917	1:58.989
33	11.946	2:13.374	50	23.676	2:00.229	50	26.794	1:59.892	50	30.901	2:00.050	50	34.726	2:00.149
50	20.511	2:21.939												
24	1:11.097	3:12.525 P												

Weather / Track : Cloudy / Dry

Oulton Park International  
 Circuit Length = 2.6917 miles  
 Start: 17:37 Flag 18:08 End: 18:10

# Caterham Raceday - Oulton Park - 19th September 2015

## Avon Tyres Caterham Supersport Championship

### RACE 10 - LAP CHART

LAP 6 @ 17:49:33.113			LAP 7 @ 17:51:29.071			LAP 8 @ 17:53:24.528			LAP 9 @ 17:55:20.047			LAP 10 @ 17:57:15.611		
NO	BEHIND	LAP TIME	NO	BEHIND	LAP TIME	NO	BEHIND	LAP TIME	NO	BEHIND	LAP TIME	NO	BEHIND	LAP TIME
85		1:55.169	85		1:55.958	85		1:55.457	85		1:55.519	85		1:55.564
47	0.067	1:55.824	47	0.158	1:56.049	47	0.058	1:55.357	47	0.026	1:55.487	8	0.443	1:55.688
46	0.292	1:55.630	46	0.370	1:56.036	8	0.527	1:55.286	8	0.319	1:55.311	47	0.564	1:56.102
8	0.579	1:55.824	8	0.698	1:56.077	18	1.028	1:55.601	18	0.657	1:55.148	46	0.754	1:55.242
93	1.897	1:57.057	18	0.884	1:54.868	46	1.823	1:56.910	46	1.076	1:54.772	18	0.842	1:55.749
18	1.974	1:56.013	93	1.926	1:55.987	93	2.702	1:56.233	93	3.497	1:56.314	93	3.969	1:56.036
65	4.369	1:57.470	65	5.147	1:56.736	65	7.689	1:57.999	5	10.764	1:57.963	5	11.206	1:56.006
19	4.536	1:57.747	88	5.823	1:57.155	88	7.878	1:57.512	88	11.143	1:58.784	88	11.289	1:55.710
88	4.626	1:57.387	6	5.968	1:57.219	6	8.165	1:57.654	34	11.224	1:58.070	86	15.221	1:59.111
6	4.707	1:56.763	19	6.077	1:57.499	5	8.320	1:57.341	86	11.674	1:58.022	11	20.093	1:58.330
34	4.938	1:56.830	34	6.272	1:57.292	34	8.673	1:57.858	99	11.773	1:58.273	95	20.536	2:01.418
5	5.065	1:56.335	5	6.436	1:57.329	99	9.019	1:57.804	19	11.881	1:55.330	34	20.621	2:04.961
99	5.379	1:56.365	99	6.672	1:57.251	86	9.171	1:56.601	2	13.814	1:56.882	65	20.954	1:57.692
86	8.484	1:55.863	86	8.027	1:55.501	19	12.070	2:01.450	95	14.682	1:56.901	40	21.082	1:57.362
11	9.195	1:55.917	2	11.158	1:56.935	2	12.451	1:56.750	11	17.327	1:55.904	19	22.752	2:06.435
2	10.181	1:57.097	95	11.335	1:56.433	95	13.300	1:57.422	65	18.826	2:06.656	26	23.573	1:57.013
95	10.860	1:56.385	40	14.999	1:57.720	11	16.942	1:56.615	40	19.284	1:57.580	14	25.605	1:57.972
40	13.237	2:00.237	11	15.784	2:02.547	40	17.223	1:57.681	26	22.124	1:57.065	3	25.703	1:58.352
26	18.235	1:57.313	26	19.236	1:56.959	26	20.578	1:56.799	3	22.915	1:56.858	6	26.115	1:56.226
3	18.556	1:57.272	3	19.543	1:56.945	3	21.576	1:57.490	14	23.197	1:56.768	44	29.453	1:57.377
14	19.704	1:57.701	14	20.385	1:56.639	14	21.948	1:57.020	6	25.453	2:12.807	80	30.025	1:57.494
80	19.792	1:58.460	80	21.695	1:57.861	44	25.625	1:59.303	44	27.640	1:57.534	45	30.650	1:57.206
44	20.299	1:57.730	44	21.779	1:57.438	80	25.653	1:59.415	80	28.095	1:57.961	67	31.629	1:57.985
67	20.945	1:58.529	67	22.836	1:57.849	67	26.404	1:59.025	45	29.008	1:58.023	33	40.232	1:59.654
45	22.368	1:57.425	45	23.235	1:56.825	45	26.504	1:58.726	67	29.208	1:58.323	99	41.600	2:25.391
33	25.835	1:59.675	33	28.491	1:58.614	33	32.288	1:59.254	33	36.142	1:59.373	50	55.573	2:00.216
50	39.194	2:00.225	50	42.752	1:59.516	50	46.778	1:59.483	50	50.921	1:59.662			

Weather / Track : Cloudy / Dry

Oulton Park International  
 Circuit Length = 2.6917 miles  
 Start: 17:37 Flag 18:08 End: 18:10

# Caterham Raceday - Oulton Park - 19th September 2015

## Avon Tyres Caterham Supersport Championship

### RACE 10 - LAP CHART

LAP 11 @ 17:59:10.332			LAP 12 @ 18:01:05.203			LAP 13 @ 18:03:01.089			LAP 14 @ 18:04:56.812			LAP 15 @ 18:06:52.888		
NO	BEHIND	LAP TIME	NO	BEHIND	LAP TIME	NO	BEHIND	LAP TIME	NO	BEHIND	LAP TIME	NO	BEHIND	LAP TIME
85		1:54.721	85		1:54.871	85		1:55.886	47		1:55.665	47		1:56.076
47	0.677	1:54.834	47	0.022	1:54.216	47	0.058	1:55.922	18	0.979	1:56.534	18	1.978	1:57.075
8	1.541	1:55.819	8	0.972	1:54.302	8	0.154	1:55.068	46	2.832	1:58.173	46	2.203	1:55.447
18	1.742	1:55.621	18	1.078	1:54.207	18	0.168	1:54.976	93	8.685	1:57.404	85	8.960	1:54.714
46	1.953	1:55.920	46	1.398	1:54.316	46	0.382	1:54.870	85	10.322	2:06.045	93	9.239	1:56.630
93	5.190	1:55.942	93	6.538	1:56.219	93	7.004	1:56.352	5	18.653	1:56.813	5	19.169	1:56.592
5	14.237	1:57.752	5	16.832	1:57.466	5	17.563	1:56.617	86	19.121	1:56.866	86	19.655	1:56.610
88	14.546	1:57.978	88	16.993	1:57.318	88	17.750	1:56.643	11	24.179	1:58.288	11	25.486	1:57.383
86	17.298	1:56.798	86	17.646	1:55.219	86	17.978	1:56.218	19	27.022	1:56.510	19	27.650	1:56.704
11	21.261	1:55.889	11	22.107	1:55.717	11	21.614	1:55.393	34	28.202	1:56.601	34	28.773	1:56.647
65	22.813	1:56.580	65	24.316	1:56.374	19	26.235	1:56.717	65	28.957	1:57.545	65	29.373	1:56.492
34	22.913	1:57.013	40	24.545	1:56.363	65	27.135	1:58.705	95	29.401	1:57.444	95	30.610	1:57.285
40	23.053	1:56.692	34	25.283	1:57.241	34	27.324	1:57.927	26	30.130	1:57.899	26	30.758	1:56.704
19	24.325	1:56.294	19	25.404	1:55.950	95	27.680	1:57.283	40	30.375	1:57.450	40	31.589	1:57.290
95	24.488	1:58.673	95	26.283	1:56.666	26	27.954	1:57.218	6	31.563	1:55.989	6	32.133	1:56.646
26	24.863	1:56.011	26	26.622	1:56.630	40	28.648	1:59.989	14	34.299	1:57.678	14	37.242	1:59.019
14	27.953	1:57.069	6	30.455	1:56.804	6	31.297	1:56.728	3	38.559	1:58.997	3	40.343	1:57.860
6	28.522	1:57.128	14	30.879	1:57.797	14	32.344	1:57.351	44	38.855	1:58.658	44	40.557	1:57.778
3	30.354	1:59.372	3	33.209	1:57.726	3	35.285	1:57.962	45	41.130	1:58.500	45	45.476	2:00.422
44	32.034	1:57.302	44	33.918	1:56.755	44	35.920	1:57.888	80	41.253	1:57.731	80	45.952	2:00.775
80	32.852	1:57.548	45	36.619	1:58.381	45	38.353	1:57.620	67	42.703	1:58.691	67	46.098	1:59.471
45	33.109	1:57.180	80	37.308	1:59.327	80	39.245	1:57.823	99	46.556	1:57.180	99	46.814	1:56.334
67	34.674	1:57.766	67	37.599	1:57.796	67	39.735	1:58.022	33	57.366	2:00.457	33	1:01.671	2:00.381
99	44.259	1:57.380	99	45.248	1:55.860	99	45.099	1:55.737	50	1:22.894	2:05.676	50	1:32.277	2:05.459
33	45.900	2:00.389	33	49.452	1:58.423	33	52.632	1:59.066						
50	1:00.671	1:59.819	50	1:06.405	2:00.605	50	1:12.941	2:02.422						

Weather / Track : Cloudy / Dry

Results can be found at [www.tsl-timing.com](http://www.tsl-timing.com)

Page 3 of 4

Oulton Park International  
Circuit Length = 2.6917 miles  
Start: 17:37 Flag 18:08 End: 18:10

Printed - 18:13 Saturday, 19 September 2015

# Caterham Raceday - Oulton Park - 19th September 2015

## Avon Tyres Caterham Supersport Championship

### RACE 10 - LAP CHART

**LAP 16** @ 18:08:48.792

NO	BEHIND	LAP TIME
47		1:55.904
46	1.014	1:54.715
18	1.681	1:55.607
85	7.925	1:54.869
93	8.161	1:54.826
5	19.511	1:56.246
86	19.846	1:56.095
11	25.708	1:56.126
19	26.543	1:54.797
34	30.768	1:57.899
65	31.066	1:57.597
95	31.331	1:56.625
26	31.593	1:56.739
40	32.111	1:56.426
6	39.439	2:03.210
14	39.597	1:58.259
3	42.078	1:57.639
44	42.314	1:57.661
80	49.180	1:59.132
45	49.317	1:59.745
99	50.014	1:59.104
67	50.066	1:59.872
33	1:04.966	1:59.199
50	1:45.114	2:08.741

Weather / Track : Cloudy / Dry

Results can be found at [www.tsl-timing.com](http://www.tsl-timing.com)

Page 4 of 4

Oulton Park International  
Circuit Length = 2.6917 miles  
Start: 17:37 Flag 18:08 End: 18:10

Printed - 18:13 Saturday, 19 September 2015

# Caterham Raceday - Oulton Park - 19th September 2015

## Avon Tyres Caterham Supersport Championship

### RACE 10 - LAP ANALYSIS

DIFF = Difference To Personal Best Lap

P1 47 William Smith				
LAP	LAP TIME	DIFF	MPH	TIME OF DAY
1 -	2:01.718	7.502	79.61	17:39:51.541
2 -	1:57.196	2.980	82.68	17:41:48.737
3 -	1:56.690	2.474	83.04	17:43:45.427
4 -	1:55.690	1.474	83.76	17:45:41.117
5 -	1:56.239	2.023	83.36	17:47:37.356
6 -	1:55.824	1.608	83.66	17:49:33.180
7 -	1:56.049	1.833	83.50	17:51:29.229
8 -	1:55.357 (3)	1.141	84.00	17:53:24.586
9 -	1:55.487	1.271	83.90	17:55:20.073
10 -	1:56.102	1.886	83.46	17:57:16.175
11 -	1:54.834 (2)	0.618	84.38	17:59:11.009
12 -	<b>1:54.216 (1)</b>		<b>84.84</b>	<b>18:01:05.225</b>
13 -	1:55.922	1.706	83.59	18:03:01.147
14 -	1:55.665	1.449	83.77	18:04:56.812
15 -	1:56.076	1.860	83.48	18:06:52.888
16 -	1:55.904	1.688	83.60	18:08:48.792

P2 46 Stephen Nuttall				
LAP	LAP TIME	DIFF	MPH	TIME OF DAY
1 -	2:01.495	7.179	79.75	17:39:51.318
2 -	1:56.997	2.681	82.82	17:41:48.315
3 -	1:56.774	2.458	82.98	17:43:45.089
4 -	1:55.990	1.674	83.54	17:45:41.079
5 -	1:56.696	2.380	83.03	17:47:37.775
6 -	1:55.630	1.314	83.80	17:49:33.405
7 -	1:56.036	1.720	83.51	17:51:29.441
8 -	1:56.910	2.594	82.88	17:53:26.351
9 -	1:54.772 (3)	0.456	84.43	17:55:21.123
10 -	1:55.242	0.926	84.08	17:57:16.365
11 -	1:55.920	1.604	83.59	17:59:12.285
12 -	<b>1:54.316 (1)</b>		<b>84.76</b>	<b>18:01:06.601</b>
13 -	1:54.870	0.554	84.35	18:03:01.471
14 -	1:58.173	3.857	82.00	18:04:59.644
15 -	1:55.447	1.131	83.93	18:06:55.091
16 -	1:54.715 (2)	0.399	84.47	18:08:49.806

P3 18 Philip Jenkins				
LAP	LAP TIME	DIFF	MPH	TIME OF DAY
1 -	2:03.556	9.349	78.42	17:39:53.379
2 -	1:57.232	3.025	82.66	17:41:50.611
3 -	1:55.750	1.543	83.71	17:43:46.361
4 -	1:57.217	3.010	82.67	17:45:43.578
5 -	1:55.496	1.289	83.90	17:47:39.074
6 -	1:56.013	1.806	83.52	17:49:35.087
7 -	1:54.868 (2)	0.661	84.36	17:51:29.955
8 -	1:55.601	1.394	83.82	17:53:25.556
9 -	1:55.148	0.941	84.15	17:55:20.704
10 -	1:55.749	1.542	83.71	17:57:16.453
11 -	1:55.621	1.414	83.81	17:59:12.074
12 -	<b>1:54.207 (1)</b>		<b>84.84</b>	<b>18:01:06.281</b>
13 -	1:54.976 (3)	0.769	84.28	18:03:01.257
14 -	1:56.534	2.327	83.15	18:04:57.791
15 -	1:57.075	2.868	82.77	18:06:54.866
16 -	1:55.607	1.400	83.82	18:08:50.473

P4 85 Clive Richards				
LAP	LAP TIME	DIFF	MPH	TIME OF DAY
1 -	2:01.428	6.714	79.80	17:39:51.251
2 -	1:57.102	2.388	82.75	17:41:48.353

DIFF = Difference To Personal Best Lap

3 -	1:56.773	2.059	82.98	17:43:45.126
4 -	1:55.906	1.192	83.60	17:45:41.032
5 -	1:56.912	2.198	82.88	17:47:37.944
6 -	1:55.169	0.455	84.14	17:49:33.113
7 -	1:55.958	1.244	83.56	17:51:29.071
8 -	1:55.457	0.743	83.93	17:53:24.528
9 -	1:55.519	0.805	83.88	17:55:20.047
10 -	1:55.564	0.850	83.85	17:57:15.611
11 -	1:54.721 (2)	0.007	84.46	17:59:10.332
12 -	1:54.871	0.157	84.35	18:01:05.203
13 -	1:55.886	1.172	83.62	18:03:01.089
14 -	2:06.045	11.331	76.88	18:05:07.134
15 -	<b>1:54.714 (1)</b>		<b>84.47</b>	<b>18:07:01.848</b>
16 -	1:54.869 (3)	0.155	84.36	18:08:56.717

P5 93 Andres Sinclair				
LAP	LAP TIME	DIFF	MPH	TIME OF DAY
1 -	2:02.437	7.611	79.14	17:39:52.260
2 -	1:56.640	1.814	83.07	17:41:48.900
3 -	1:56.902	2.076	82.89	17:43:45.802
4 -	1:56.403	1.577	83.24	17:45:42.205
5 -	1:55.748 (2)	0.922	83.71	17:47:37.953
6 -	1:57.057	2.231	82.78	17:49:35.010
7 -	1:55.987	1.161	83.54	17:51:30.997
8 -	1:56.233	1.407	83.37	17:53:27.230
9 -	1:56.314	1.488	83.31	17:55:23.544
10 -	1:56.036	1.210	83.51	17:57:19.580
11 -	1:55.942 (3)	1.116	83.57	17:59:15.522
12 -	1:56.219	1.393	83.38	18:01:11.741
13 -	1:56.352	1.526	83.28	18:03:08.093
14 -	1:57.404	2.578	82.53	18:05:05.497
15 -	1:56.630	1.804	83.08	18:07:02.127
16 -	<b>1:54.826 (1)</b>		<b>84.39</b>	<b>18:08:56.953</b>

P6 5 Lucy Redding				
LAP	LAP TIME	DIFF	MPH	TIME OF DAY
1 -	2:05.802	9.957	77.02	17:39:55.625
2 -	1:57.339	1.494	82.58	17:41:52.964
3 -	1:56.602	0.757	83.10	17:43:49.566
4 -	<b>1:55.845 (1)</b>		<b>83.64</b>	<b>17:45:45.411</b>
5 -	1:56.432	0.587	83.22	17:47:41.843
6 -	1:56.335	0.490	83.29	17:49:38.178
7 -	1:57.329	1.484	82.59	17:51:35.507
8 -	1:57.341	1.496	82.58	17:53:32.848
9 -	1:57.963	2.118	82.14	17:55:30.811
10 -	1:56.006 (2)	0.161	83.53	17:57:26.817
11 -	1:57.752	1.907	82.29	17:59:24.569
12 -	1:57.466	1.621	82.49	18:01:22.035
13 -	1:56.617	0.772	83.09	18:03:18.652
14 -	1:56.813	0.968	82.95	18:05:15.465
15 -	1:56.592	0.747	83.11	18:07:12.057
16 -	1:56.246 (3)	0.401	83.36	18:09:08.303

P7 86 John OBrien				
LAP	LAP TIME	DIFF	MPH	TIME OF DAY
1 -	2:08.202	12.983	75.58	17:39:58.025
2 -	1:57.823	2.604	82.24	17:41:55.848
3 -	1:57.105	1.886	82.74	17:43:52.953
4 -	1:56.130	0.911	83.44	17:45:49.083
5 -	1:56.651	1.432	83.07	17:47:45.734
6 -	1:55.863 (3)	0.644	83.63	17:49:41.597
7 -	1:55.501 (2)	0.282	83.89	17:51:37.098

Oulton Park International  
 Circuit Length = 2.6917 miles  
 Start: 17:37 Flag 18:08 End: 18:10

Weather / Track : Cloudy / Dry



# Caterham Raceday - Oulton Park - 19th September 2015

## Avon Tyres Caterham Supersport Championship

### RACE 10 - LAP ANALYSIS

DIFF = Difference To Personal Best Lap

8 -	1:56.601	1.382	83.10	17:53:33.699
9 -	1:58.022	2.803	82.10	17:55:31.721
10 -	1:59.111	3.892	81.35	17:57:30.832
11 -	1:56.798	1.579	82.96	17:59:27.630
12 -	<b>1:55.219 (1)</b>		<b>84.10</b>	<b>18:01:22.849</b>
13 -	1:56.218	0.999	83.38	18:03:19.067
14 -	1:56.866	1.647	82.91	18:05:15.933
15 -	1:56.610	1.391	83.10	18:07:12.543
16 -	1:56.095	0.876	83.46	18:09:08.638

#### P8 11 Michael Sauer

LAP	LAP TIME	DIFF	MPH	TIME OF DAY
1 -	2:08.021	12.628	75.69	17:39:57.844
2 -	1:57.752	2.359	82.29	17:41:55.596
3 -	1:57.103	1.710	82.75	17:43:52.699
4 -	1:55.615 (2)	0.222	83.81	17:45:48.314
5 -	1:58.077	2.684	82.06	17:47:46.391
6 -	1:55.917	0.524	83.59	17:49:42.308
7 -	2:02.547	7.154	79.07	17:51:44.855
8 -	1:56.615	1.222	83.09	17:53:41.470
9 -	1:55.904	0.511	83.60	17:55:37.374
10 -	1:58.330	2.937	81.89	17:57:35.704
11 -	1:55.889	0.496	83.61	17:59:31.593
12 -	1:55.717 (3)	0.324	83.74	18:01:27.310
13 -	<b>1:55.393 (1)</b>		<b>83.97</b>	<b>18:03:22.703</b>
14 -	1:58.288	2.895	81.92	18:05:20.991
15 -	1:57.383	1.990	82.55	18:07:18.374
16 -	1:56.126	0.733	83.44	18:09:14.500

#### P9 19 Alistair Weaver

LAP	LAP TIME	DIFF	MPH	TIME OF DAY
1 -	2:02.405	7.608	79.16	17:39:52.228
2 -	1:58.302	3.505	81.91	17:41:50.530
3 -	1:56.284	1.487	83.33	17:43:46.814
4 -	1:56.679	1.882	83.05	17:45:43.493
5 -	1:56.409	1.612	83.24	17:47:39.902
6 -	1:57.747	2.950	82.29	17:49:37.649
7 -	1:57.499	2.702	82.47	17:51:35.148
8 -	2:01.450	6.653	79.78	17:53:36.598
9 -	1:55.330 (2)	0.533	84.02	17:55:31.928
10 -	2:06.435	11.638	76.64	17:57:38.363
11 -	1:56.294	1.497	83.32	17:59:34.657
12 -	1:55.950 (3)	1.153	83.57	18:01:30.607
13 -	1:56.717	1.920	83.02	18:03:27.324
14 -	1:56.510	1.713	83.17	18:05:23.834
15 -	1:56.704	1.907	83.03	18:07:20.538
16 -	<b>1:54.797 (1)</b>		<b>84.41</b>	<b>18:09:15.335</b>

#### P10 34 Ian Sparshott

LAP	LAP TIME	DIFF	MPH	TIME OF DAY
1 -	2:05.454	9.555	77.24	17:39:55.277
2 -	1:57.529	1.630	82.45	17:41:52.806
3 -	1:56.574 (3)	0.675	83.12	17:43:49.380
4 -	1:55.942 (2)	0.043	83.57	17:45:45.322
5 -	<b>1:55.899 (1)</b>		<b>83.61</b>	<b>17:47:41.221</b>
6 -	1:56.830	0.931	82.94	17:49:38.051
7 -	1:57.292	1.393	82.61	17:51:35.343
8 -	1:57.858	1.959	82.22	17:53:33.201
9 -	1:58.070	2.171	82.07	17:55:31.271
10 -	2:04.961	9.062	77.54	17:57:36.232
11 -	1:57.013	1.114	82.81	17:59:33.245
12 -	1:57.241	1.342	82.65	18:01:30.486

DIFF = Difference To Personal Best Lap

13 -	1:57.927	2.028	82.17	18:03:28.413
14 -	1:56.601	0.702	83.10	18:05:25.014
15 -	1:56.647	0.748	83.07	18:07:21.661
16 -	1:57.899	2.000	82.19	18:09:19.560

#### P11 65 Tony Mingoia

LAP	LAP TIME	DIFF	MPH	TIME OF DAY
1 -	2:03.271	7.088	78.61	17:39:53.094
2 -	1:57.981	1.798	82.13	17:41:51.075
3 -	1:56.474	0.291	83.19	17:43:47.549
4 -	1:56.280 (2)	0.097	83.33	17:45:43.829
5 -	<b>1:56.183 (1)</b>		<b>83.40</b>	<b>17:47:40.012</b>
6 -	1:57.470	1.287	82.49	17:49:37.482
7 -	1:56.736	0.553	83.01	17:51:34.218
8 -	1:57.999	1.816	82.12	17:53:32.217
9 -	2:06.656	10.473	76.50	17:55:38.873
10 -	1:57.692	1.509	82.33	17:57:36.565
11 -	1:56.580	0.397	83.12	17:59:33.145
12 -	1:56.374 (3)	0.191	83.26	18:01:29.519
13 -	1:58.705	2.522	81.63	18:03:28.224
14 -	1:57.545	1.362	82.43	18:05:25.769
15 -	1:56.492	0.309	83.18	18:07:22.261
16 -	1:57.597	1.414	82.40	18:09:19.858

#### P12 95 David Russell

LAP	LAP TIME	DIFF	MPH	TIME OF DAY
1 -	2:07.920	11.535	75.75	17:39:57.743
2 -	1:57.436	1.051	82.51	17:41:55.179
3 -	1:57.441	1.056	82.51	17:43:52.620
4 -	1:58.338	1.953	81.88	17:45:50.958
5 -	1:56.630	0.245	83.08	17:47:47.588
6 -	<b>1:56.385 (1)</b>		<b>83.26</b>	<b>17:49:43.973</b>
7 -	1:56.433 (2)	0.048	83.22	17:51:40.406
8 -	1:57.422	1.037	82.52	17:53:37.828
9 -	1:56.901	0.516	82.89	17:55:34.729
10 -	2:01.418	5.033	79.81	17:57:36.147
11 -	1:58.673	2.288	81.65	17:59:34.820
12 -	1:56.666	0.281	83.06	18:01:31.486
13 -	1:57.283	0.898	82.62	18:03:28.769
14 -	1:57.444	1.059	82.51	18:05:26.213
15 -	1:57.285	0.900	82.62	18:07:23.498
16 -	1:56.625 (3)	0.240	83.09	18:09:20.123

#### P13 26 Roy Gray

LAP	LAP TIME	DIFF	MPH	TIME OF DAY
1 -	2:10.633	14.622	74.18	17:40:00.456
2 -	1:57.887	1.876	82.20	17:41:58.343
3 -	1:57.035	1.024	82.79	17:43:55.378
4 -	1:59.588	3.577	81.03	17:45:54.966
5 -	1:59.069	3.058	81.38	17:47:54.035
6 -	1:57.313	1.302	82.60	17:49:51.348
7 -	1:56.959	0.948	82.85	17:51:48.307
8 -	1:56.799	0.788	82.96	17:53:45.106
9 -	1:57.065	1.054	82.77	17:55:42.171
10 -	1:57.013	1.002	82.81	17:57:39.184
11 -	<b>1:56.011 (1)</b>		<b>83.53</b>	<b>17:59:35.195</b>
12 -	1:56.630 (2)	0.619	83.08	18:01:31.825
13 -	1:57.218	1.207	82.66	18:03:29.043
14 -	1:57.899	1.888	82.19	18:05:26.942
15 -	1:56.704 (3)	0.693	83.03	18:07:23.646
16 -	1:56.739	0.728	83.00	18:09:20.385

Weather / Track : Cloudy / Dry

Oulton Park International  
Circuit Length = 2.6917 miles  
Start: 17:37 Flag 18:08 End: 18:10

# Caterham Raceday - Oulton Park - 19th September 2015

## Avon Tyres Caterham Supersport Championship

### RACE 10 - LAP ANALYSIS

DIFF = Difference To Personal Best Lap

<b>P14 40 Fraser Greenshields</b>				
LAP	LAP TIME	DIFF	MPH	TIME OF DAY
1 -	2:06.562	10.454	76.56	17:39:56.385
2 -	1:58.361	2.253	81.87	17:41:54.746
<b>3 -</b>	<b>1:56.108 (1)</b>		<b>83.46</b>	<b>17:43:50.854</b>
4 -	1:56.974	0.866	82.84	17:45:47.828
5 -	1:58.285	2.177	81.92	17:47:46.113
6 -	2:00.237	4.129	80.59	17:49:46.350
7 -	1:57.720	1.612	82.31	17:51:44.070
8 -	1:57.681	1.573	82.34	17:53:41.751
9 -	1:57.580	1.472	82.41	17:55:39.331
10 -	1:57.362	1.254	82.56	17:57:36.693
11 -	1:56.692	0.584	83.04	17:59:33.385
12 -	1:56.363 (2)	0.255	83.27	18:01:29.748
13 -	1:59.989	3.881	80.76	18:03:29.737
14 -	1:57.450	1.342	82.50	18:05:27.187
15 -	1:57.290	1.182	82.61	18:07:24.477
16 -	1:56.426 (3)	0.318	83.23	18:09:20.903

<b>P15 6 Nick Powell</b>				
LAP	LAP TIME	DIFF	MPH	TIME OF DAY
1 -	2:05.347	9.358	77.30	17:39:55.170
2 -	1:57.395	1.406	82.54	17:41:52.565
3 -	1:56.298	0.309	83.32	17:43:48.863
4 -	1:56.154 (3)	0.165	83.42	17:45:45.017
5 -	1:56.040 (2)	0.051	83.50	17:47:41.057
6 -	1:56.763	0.774	82.99	17:49:37.820
7 -	1:57.219	1.230	82.66	17:51:35.039
8 -	1:57.654	1.665	82.36	17:53:32.693
9 -	2:12.807	16.818	72.96	17:55:45.500
10 -	1:56.226	0.237	83.37	17:57:41.726
11 -	1:57.128	1.139	82.73	17:59:38.854
12 -	1:56.804	0.815	82.96	18:01:35.658
13 -	1:56.728	0.739	83.01	18:03:32.386
<b>14 -</b>	<b>1:55.989 (1)</b>		<b>83.54</b>	<b>18:05:28.375</b>
15 -	1:56.646	0.657	83.07	18:07:25.021
16 -	2:03.210	7.221	78.64	18:09:28.231

<b>P16 14 John Whitehouse</b>				
LAP	LAP TIME	DIFF	MPH	TIME OF DAY
1 -	2:12.448	15.809	73.16	17:40:02.271
2 -	1:58.813	2.174	81.56	17:42:01.084
3 -	1:57.328	0.689	82.59	17:43:58.412
4 -	1:58.283	1.644	81.92	17:45:56.695
5 -	1:58.421	1.782	81.83	17:47:55.116
6 -	1:57.701	1.062	82.33	17:49:52.817
<b>7 -</b>	<b>1:56.639 (1)</b>		<b>83.08</b>	<b>17:51:49.456</b>
8 -	1:57.020 (3)	0.381	82.80	17:53:46.476
9 -	1:56.768 (2)	0.129	82.98	17:55:43.244
10 -	1:57.972	1.333	82.14	17:57:41.216
11 -	1:57.069	0.430	82.77	17:59:38.285
12 -	1:57.797	1.158	82.26	18:01:36.082
13 -	1:57.351	0.712	82.57	18:03:33.433
14 -	1:57.678	1.039	82.34	18:05:31.111
15 -	1:59.019	2.380	81.41	18:07:30.130
16 -	1:58.259	1.620	81.94	18:09:28.389

<b>P17 3 Keith Ashworth</b>				
LAP	LAP TIME	DIFF	MPH	TIME OF DAY
1 -	2:08.965	12.107	75.13	17:39:58.788
2 -	1:58.206	1.348	81.97	17:41:56.994

DIFF = Difference To Personal Best Lap

3 -	1:58.268	1.410	81.93	17:43:55.262
4 -	1:59.818	2.960	80.87	17:45:55.080
5 -	1:59.317	2.459	81.21	17:47:54.397
6 -	1:57.272 (3)	0.414	82.63	17:49:51.669
7 -	1:56.945 (2)	0.087	82.86	17:51:48.614
8 -	1:57.490	0.632	82.47	17:53:46.104
<b>9 -</b>	<b>1:56.858 (1)</b>		<b>82.92</b>	<b>17:55:42.962</b>
10 -	1:58.352	1.494	81.87	17:57:41.314
11 -	1:59.372	2.514	81.17	17:59:40.686
12 -	1:57.726	0.868	82.31	18:01:38.412
13 -	1:57.962	1.104	82.14	18:03:36.374
14 -	1:58.997	2.139	81.43	18:05:35.371
15 -	1:57.860	1.002	82.21	18:07:33.231
16 -	1:57.639	0.781	82.37	18:09:30.870

<b>P18 44 Tom Woodcock</b>				
LAP	LAP TIME	DIFF	MPH	TIME OF DAY
1 -	2:11.840	15.085	73.50	17:40:01.663
2 -	1:58.317	1.562	81.90	17:41:59.980
3 -	1:58.061	1.306	82.07	17:43:58.041
4 -	1:59.094	2.339	81.36	17:45:57.135
5 -	1:58.547	1.792	81.74	17:47:55.682
6 -	1:57.730	0.975	82.31	17:49:53.412
7 -	1:57.438	0.683	82.51	17:51:50.850
8 -	1:59.303	2.548	81.22	17:53:50.153
9 -	1:57.534	0.779	82.44	17:55:47.687
10 -	1:57.377 (3)	0.622	82.55	17:57:45.064
11 -	1:57.302 (2)	0.547	82.61	17:59:42.366
<b>12 -</b>	<b>1:56.755 (1)</b>		<b>82.99</b>	<b>18:01:39.121</b>
13 -	1:57.888	1.133	82.20	18:03:37.009
14 -	1:58.658	1.903	81.66	18:05:35.667
15 -	1:57.778	1.023	82.27	18:07:33.445
16 -	1:57.661	0.906	82.35	18:09:31.106

<b>P19 45 Paul Mortimer</b>				
LAP	LAP TIME	DIFF	MPH	TIME OF DAY
1 -	2:11.336	14.511	73.78	17:40:01.159
2 -	2:01.838	5.013	79.53	17:42:02.997
3 -	1:58.424	1.599	81.82	17:44:01.421
4 -	1:57.915	1.090	82.18	17:45:59.336
5 -	1:58.720	1.895	81.62	17:47:58.056
6 -	1:57.425	0.600	82.52	17:49:55.481
<b>7 -</b>	<b>1:56.825 (1)</b>		<b>82.94</b>	<b>17:51:52.306</b>
8 -	1:58.726	1.901	81.61	17:53:51.032
9 -	1:58.023	1.198	82.10	17:55:49.055
10 -	1:57.206 (3)	0.381	82.67	17:57:46.261
11 -	1:57.180 (2)	0.355	82.69	17:59:43.441
12 -	1:58.381	1.556	81.85	18:01:41.822
13 -	1:57.620	0.795	82.38	18:03:39.442
14 -	1:58.500	1.675	81.77	18:05:37.942
15 -	2:00.422	3.597	80.47	18:07:38.364
16 -	1:59.745	2.920	80.92	18:09:38.109

<b>P20 99 Simon Ledger</b>				
LAP	LAP TIME	DIFF	MPH	TIME OF DAY
1 -	2:05.648	9.911	77.12	17:39:55.471
2 -	1:57.768	2.031	82.28	17:41:53.239
3 -	1:56.750	1.013	83.00	17:43:49.989
4 -	1:55.949 (3)	0.212	83.57	17:45:45.938
5 -	1:56.189	0.452	83.40	17:47:42.127
6 -	1:56.365	0.628	83.27	17:49:38.492
7 -	1:57.251	1.514	82.64	17:51:35.743

Weather / Track : Cloudy / Dry

Oulton Park International  
Circuit Length = 2.6917 miles  
Start: 17:37 Flag 18:08 End: 18:10

# Caterham Raceday - Oulton Park - 19th September 2015

## Avon Tyres Caterham Supersport Championship

### RACE 10 - LAP ANALYSIS

DIFF = Difference To Personal Best Lap

8 -	1:57.804	2.067	82.25	17:53:33.547
9 -	1:58.273	2.536	81.93	17:55:31.820
10 -	2:25.391	29.654	66.65	17:57:57.211
11 -	1:57.380	1.643	82.55	17:59:54.591
12 -	1:55.860 (2)	0.123	83.63	18:01:50.451
<b>13 -</b>	<b>1:55.737 (1)</b>		<b>83.72</b>	<b>18:03:46.188</b>
14 -	1:57.180	1.443	82.69	18:05:43.368
15 -	1:56.334	0.597	83.29	18:07:39.702
16 -	1:59.104	3.367	81.36	18:09:38.806

#### P21 67 Gavin Crawford

LAP	LAP TIME	DIFF	MPH	TIME OF DAY
1 -	2:10.510	12.744	74.24	17:40:00.333
2 -	1:59.235	1.469	81.27	17:41:59.568
3 -	1:57.917	0.151	82.17	17:43:57.485
4 -	1:58.692	0.926	81.64	17:45:56.177
5 -	1:59.352	1.586	81.19	17:47:55.529
6 -	1:58.529	0.763	81.75	17:49:54.058
7 -	1:57.849 (3)	0.083	82.22	17:51:51.907
8 -	1:59.025	1.259	81.41	17:53:50.932
9 -	1:58.323	0.557	81.89	17:55:49.255
10 -	1:57.985	0.219	82.13	17:57:47.240
<b>11 -</b>	<b>1:57.766 (1)</b>		<b>82.28</b>	<b>17:59:45.006</b>
12 -	1:57.796 (2)	0.030	82.26	18:01:42.802
13 -	1:58.022	0.256	82.10	18:03:40.824
14 -	1:58.691	0.925	81.64	18:05:39.515
15 -	1:59.471	1.705	81.11	18:07:38.986
16 -	1:59.872	2.106	80.83	18:09:38.858

#### P22 80 Alex Taylor

LAP	LAP TIME	DIFF	MPH	TIME OF DAY
1 -	2:10.150	12.656	74.45	17:39:59.973
2 -	1:58.808	1.314	81.56	17:41:58.781
3 -	1:57.774	0.280	82.27	17:43:56.555
4 -	1:58.671	1.177	81.65	17:45:55.226
5 -	1:59.219	1.725	81.28	17:47:54.445
6 -	1:58.460	0.966	81.80	17:49:52.905
7 -	1:57.861	0.367	82.21	17:51:50.766
8 -	1:59.415	1.921	81.14	17:53:50.181
9 -	1:57.961	0.467	82.14	17:55:48.142
<b>10 -</b>	<b>1:57.494 (1)</b>		<b>82.47</b>	<b>17:57:45.636</b>
11 -	1:57.548 (2)	0.054	82.43	17:59:43.184
12 -	1:59.327	1.833	81.20	18:01:42.511
13 -	1:57.823	0.329	82.24	18:03:40.334
14 -	1:57.731 (3)	0.237	82.30	18:05:38.065
15 -	2:00.775	3.281	80.23	18:07:38.840
16 -	1:59.132	1.638	81.34	18:09:37.972

#### P23 33 Bronek Masojada

LAP	LAP TIME	DIFF	MPH	TIME OF DAY
1 -	2:13.374	14.951	72.65	17:40:03.197
2 -	1:58.987	0.564	81.44	17:42:02.184
3 -	1:59.553	1.130	81.05	17:44:01.737
4 -	1:58.547 (2)	0.124	81.74	17:46:00.284
5 -	1:58.989	0.566	81.43	17:47:59.273
6 -	1:59.675	1.252	80.97	17:49:58.948
7 -	1:58.614 (3)	0.191	81.69	17:51:57.562
8 -	1:59.254	0.831	81.25	17:53:56.816
9 -	1:59.373	0.950	81.17	17:55:56.189
10 -	1:59.654	1.231	80.98	17:57:55.843
11 -	2:00.389	1.966	80.49	17:59:56.232
<b>12 -</b>	<b>1:58.423 (1)</b>		<b>81.82</b>	<b>18:01:54.655</b>

DIFF = Difference To Personal Best Lap

13 -	1:59.066	0.643	81.38	18:03:53.721
14 -	2:00.457	2.034	80.44	18:05:54.178
15 -	2:00.381	1.958	80.49	18:07:54.559
16 -	1:59.199	0.776	81.29	18:09:53.758

#### P24 50 David Briault

LAP	LAP TIME	DIFF	MPH	TIME OF DAY
1 -	2:21.939	22.456	68.27	17:40:11.762
2 -	2:00.229	0.746	80.59	17:42:11.991
3 -	1:59.892	0.409	80.82	17:44:11.883
4 -	2:00.050	0.567	80.71	17:46:11.933
5 -	2:00.149	0.666	80.65	17:48:12.082
6 -	2:00.225	0.742	80.60	17:50:12.307
7 -	1:59.516 (2)	0.033	81.08	17:52:11.823
<b>8 -</b>	<b>1:59.483 (1)</b>		<b>81.10</b>	<b>17:54:11.306</b>
9 -	1:59.662 (3)	0.179	80.98	17:56:10.968
10 -	2:00.216	0.733	80.60	17:58:11.184
11 -	1:59.819	0.336	80.87	18:00:11.003
12 -	2:00.605	1.122	80.34	18:02:11.608
13 -	2:02.422	2.939	79.15	18:04:14.030
14 -	2:05.676	6.193	77.10	18:06:19.706
15 -	2:05.459	5.976	77.23	18:08:25.165
16 -	2:08.741	9.258	75.27	18:10:33.906

#### P25 8 Danny Killeen

LAP	LAP TIME	DIFF	MPH	TIME OF DAY
1 -	2:03.172	8.870	78.67	17:39:52.995
2 -	1:57.242	2.940	82.65	17:41:50.237
3 -	1:55.662	1.360	83.78	17:43:45.899
4 -	1:56.109	1.807	83.45	17:45:42.008
5 -	1:55.860	1.558	83.63	17:47:37.868
6 -	1:55.824	1.522	83.66	17:49:33.692
7 -	1:56.077	1.775	83.48	17:51:29.769
8 -	1:55.286 (3)	0.984	84.05	17:53:25.055
9 -	1:55.311	1.009	84.03	17:55:20.366
10 -	1:55.688	1.386	83.76	17:57:16.054
11 -	1:55.819	1.517	83.66	17:59:11.873
<b>12 -</b>	<b>1:54.302 (1)</b>		<b>84.77</b>	<b>18:01:06.175</b>
13 -	1:55.068 (2)	0.766	84.21	18:03:01.243

#### P26 88 Nick Portlock

LAP	LAP TIME	DIFF	MPH	TIME OF DAY
1 -	2:05.280	9.570	77.34	17:39:55.103
2 -	1:56.606	0.896	83.10	17:41:51.709
3 -	1:56.247	0.537	83.36	17:43:47.956
4 -	1:56.233 (3)	0.523	83.37	17:45:44.189
5 -	1:56.163 (2)	0.453	83.42	17:47:40.352
6 -	1:57.387	1.677	82.55	17:49:37.739
7 -	1:57.155	1.445	82.71	17:51:34.894
8 -	1:57.512	1.802	82.46	17:53:32.406
9 -	1:58.784	3.074	81.58	17:55:31.190
<b>10 -</b>	<b>1:55.710 (1)</b>		<b>83.74</b>	<b>17:57:26.900</b>
11 -	1:57.978	2.268	82.13	17:59:24.878
12 -	1:57.318	1.608	82.59	18:01:22.196
13 -	1:56.643	0.933	83.07	18:03:18.839

#### P27 2 John Reid

LAP	LAP TIME	DIFF	MPH	TIME OF DAY
1 -	2:06.279	9.823	76.73	17:39:56.102
2 -	1:58.753	2.297	81.60	17:41:54.855
<b>3 -</b>	<b>1:56.456 (1)</b>		<b>83.21</b>	<b>17:43:51.311</b>

Weather / Track : Cloudy / Dry

Oulton Park International  
Circuit Length = 2.6917 miles  
Start: 17:37 Flag 18:08 End: 18:10

# Caterham Raceday - Oulton Park - 19th September 2015

## Avon Tyres Caterham Supersport Championship

### RACE 10 - LAP ANALYSIS

DIFF = Difference To Personal Best Lap

4 -	1:56.721 (2)	0.265	83.02	17:45:48.032
5 -	1:58.165	1.709	82.00	17:47:46.197
6 -	1:57.097	0.641	82.75	17:49:43.294
7 -	1:56.935	0.479	82.87	17:51:40.229
8 -	1:56.750 (3)	0.294	83.00	17:53:36.979
9 -	1:56.882	0.426	82.90	17:55:33.861

<b>P28 77 Christopher Wright</b>
----------------------------------

LAP	LAP TIME	DIFF	MPH	TIME OF DAY
1 -	<b>2:06.983 (1)</b>		<b>76.31</b>	<b>17:39:56.806</b>

<b>P29 24 Dan Williamson</b>
------------------------------

LAP	LAP TIME	DIFF	MPH	TIME OF DAY
1 -	3:12.525 <b>P</b>		50.33	17:41:02.348



# BookaTrack.com CATERHAM SUPERLIGHT R300 CHAMPIONSHIP

Oulton Park International Circuit

19<sup>th</sup> September 2015



Results Provided by Timing Solutions Ltd  
[www.tsl-timing.com](http://www.tsl-timing.com)

# Caterham Raceday - Oulton Park - 19th September 2015

## Bookatrack.com Caterham Superlight R300 Championship

### QUALIFYING -RACE 2 - CLASSIFICATION



POS	NO	NAME	ENTRY	TIME	ON	LAPS	GAP	DIFF	MPH
1	18	Sean Byrne	Caterham Superlight R300	1:49.656	4	5			88.37
2	46	Jonathan Mortimer	Caterham Superlight R300	1:49.813	3	5	0.157	0.157	88.24
3	19	Aaron Head	Caterham Superlight R300	1:49.838	2	5	0.182	0.025	88.22
4	16	David Robinson	Caterham Superlight R300	1:49.850	3	5	0.194	0.012	88.21
5	78	Danny Winstanley	Caterham Superlight R300	1:50.476	3	5	0.820	0.626	87.71
6	32	Lee Wiggins	Caterham Superlight R300	1:51.201	3	5	1.545	0.725	87.14
7	4	Jeremy Ellis	Caterham Superlight R300	1:52.032	3	5	2.376	0.831	86.49
8	95	Jason Redding	Caterham Superlight R300	1:52.038	3	5	2.382	0.006	86.49
9	88	Matt Dyer	Caterham Superlight R300	1:52.187	5	5	2.531	0.149	86.37
10	66	Paul Thacker	Caterham Superlight R300	1:52.328	3	5	2.672	0.141	86.26
11	33	David McGilvray	Caterham Superlight R300	1:52.418	5	5	2.762	0.090	86.19
12	3	Keith Ashworth	Caterham Superlight R300	1:52.429	5	5	2.773	0.011	86.19
13	82	Stewart Calder	Caterham Superlight R300	1:52.896	5	5	3.240	0.467	85.83
14	69	Stephen Collins	Caterham Superlight R300	1:52.929	4	5	3.273	0.033	85.80
15	55	Steve Ruston	Caterham Superlight R300	1:52.997	4	5	3.341	0.068	85.75
16	13	Stuart Simpson	Caterham Superlight R300	1:53.136	5	5	3.480	0.139	85.65
17	44	John Whitehouse	Caterham Superlight R300	1:53.638	3	5	3.982	0.502	85.27
18	54	Brent Millage	Caterham Superlight R300	1:54.033	4	5	4.377	0.395	84.97

Weather / Track : Cloudy / Damp

These results are provisional until the conclusion of any judicial and technical matters.

Oulton Park International

Circuit Length = 2.6917 miles

Start: 10:09 Flag 10:20 End: 10:21

Clerk Of Course :

Timekeeper :

Results can be found at [www.tsl-timing.com](http://www.tsl-timing.com)

Printed - 10:21 Saturday, 19 September 2015



# Caterham Raceday - Oulton Park - 19th September 2015

## Bookatrack.com Caterham Superlight R300 Champinship

### QUALIFYING -RACE 2 - LAP ANALYSIS

DIFF = Difference To Personal Best Lap

P1 18 Sean Byrne				
LAP	LAP TIME	DIFF	MPH	TIME OF DAY
1 -	1:52.757	3.101	85.94	10:13:29.309
2 -	1:50.222 (3)	0.566	87.91	10:15:19.531
3 -	1:49.990 (2)	0.334	88.10	10:17:09.521
4 -	<b>1:49.656 (1)</b>		<b>88.37</b>	<b>10:18:59.177</b>
5 -	1:54.780	5.124	84.42	10:20:53.957

P2 46 Jonathan Mortimer				
LAP	LAP TIME	DIFF	MPH	TIME OF DAY
1 -	1:53.444	3.631	85.42	10:13:29.399
2 -	1:50.533 (2)	0.720	87.66	10:15:19.932
3 -	<b>1:49.813 (1)</b>		<b>88.24</b>	<b>10:17:09.745</b>
4 -	1:50.578 (3)	0.765	87.63	10:19:00.323
5 -	1:53.064	3.251	85.70	10:20:53.387

P3 19 Aaron Head				
LAP	LAP TIME	DIFF	MPH	TIME OF DAY
1 -	1:50.874	1.036	87.40	10:13:21.215
2 -	<b>1:49.838 (1)</b>		<b>88.22</b>	<b>10:15:11.053</b>
3 -	1:50.586 (3)	0.748	87.62	10:17:01.639
4 -	1:50.497 (2)	0.659	87.69	10:18:52.136
5 -	1:51.040	1.202	87.26	10:20:43.176

P4 16 David Robinson				
LAP	LAP TIME	DIFF	MPH	TIME OF DAY
1 -	1:51.765	1.915	86.70	10:13:25.340
2 -	1:50.142 (3)	0.292	87.98	10:15:15.482
3 -	<b>1:49.850 (1)</b>		<b>88.21</b>	<b>10:17:05.332</b>
4 -	2:02.853	13.003	78.87	10:19:08.185
5 -	1:49.857 (2)	0.007	88.20	10:20:58.042

P5 78 Danny Winstanley				
LAP	LAP TIME	DIFF	MPH	TIME OF DAY
1 -	1:51.692 (3)	1.216	86.76	10:13:13.629
2 -	1:52.026	1.550	86.50	10:15:05.655
3 -	<b>1:50.476 (1)</b>		<b>87.71</b>	<b>10:16:56.131</b>
4 -	1:51.880	1.404	86.61	10:18:48.011
5 -	1:50.920 (2)	0.444	87.36	10:20:38.931

P6 32 Lee Wiggins				
LAP	LAP TIME	DIFF	MPH	TIME OF DAY
1 -	1:51.584	0.383	86.84	10:13:14.144
2 -	1:51.204 (2)	0.003	87.14	10:15:05.348
3 -	<b>1:51.201 (1)</b>		<b>87.14</b>	<b>10:16:56.549</b>
4 -	1:51.382 (3)	0.181	87.00	10:18:47.931
5 -	1:51.422	0.221	86.97	10:20:39.353

P7 4 Jeremy Ellis				
LAP	LAP TIME	DIFF	MPH	TIME OF DAY
1 -	1:54.318 (3)	2.286	84.76	10:13:20.310
2 -	1:52.659 (2)	0.627	86.01	10:15:12.969
3 -	<b>1:52.032 (1)</b>		<b>86.49</b>	<b>10:17:05.001</b>
4 -	1:54.425	2.393	84.68	10:18:59.426
5 -	1:55.918	3.886	83.59	10:20:55.344

DIFF = Difference To Personal Best Lap

P8 95 Jason Redding				
LAP	LAP TIME	DIFF	MPH	TIME OF DAY
1 -	1:55.712	3.674	83.74	10:13:15.545
2 -	1:52.264 (2)	0.226	86.31	10:15:07.809
3 -	<b>1:52.038 (1)</b>		<b>86.49</b>	<b>10:16:59.847</b>
4 -	1:54.068	2.030	84.95	10:18:53.915
5 -	1:52.553 (3)	0.515	86.09	10:20:46.468

P9 88 Matt Dyer				
LAP	LAP TIME	DIFF	MPH	TIME OF DAY
1 -	1:55.426	3.239	83.95	10:13:32.185
2 -	1:52.734 (3)	0.547	85.95	10:15:24.919
3 -	1:53.611	1.424	85.29	10:17:18.530
4 -	1:52.459 (2)	0.272	86.16	10:19:10.989
5 -	<b>1:52.187 (1)</b>		<b>86.37</b>	<b>10:21:03.176</b>

P10 66 Paul Thacker				
LAP	LAP TIME	DIFF	MPH	TIME OF DAY
1 -	1:54.971	2.643	84.28	10:13:14.503
2 -	1:52.697 (2)	0.369	85.98	10:15:07.200
3 -	<b>1:52.328 (1)</b>		<b>86.26</b>	<b>10:16:59.528</b>
4 -	1:53.705 (3)	1.377	85.22	10:18:53.233
5 -	1:54.636	2.308	84.53	10:20:47.869

P11 33 David McGilvray				
LAP	LAP TIME	DIFF	MPH	TIME OF DAY
1 -	1:53.768	1.350	85.17	10:13:19.032
2 -	1:53.086 (3)	0.668	85.69	10:15:12.118
3 -	1:53.081 (2)	0.663	85.69	10:17:05.199
4 -	1:53.251	0.833	85.56	10:18:58.450
5 -	<b>1:52.418 (1)</b>		<b>86.19</b>	<b>10:20:50.868</b>

P12 3 Keith Ashworth				
LAP	LAP TIME	DIFF	MPH	TIME OF DAY
1 -	1:54.566	2.137	84.58	10:13:17.030
2 -	1:53.594	1.165	85.30	10:15:10.624
3 -	1:52.987 (2)	0.558	85.76	10:17:03.611
4 -	1:52.987 (2)	0.558	85.76	10:18:56.598
5 -	<b>1:52.429 (1)</b>		<b>86.19</b>	<b>10:20:49.027</b>

P13 82 Stewart Calder				
LAP	LAP TIME	DIFF	MPH	TIME OF DAY
1 -	1:58.732	5.836	81.61	10:13:30.661
2 -	1:53.879 (3)	0.983	85.09	10:15:24.540
3 -	1:54.563	1.667	84.58	10:17:19.103
4 -	1:53.092 (2)	0.196	85.68	10:19:12.195
5 -	<b>1:52.896 (1)</b>		<b>85.83</b>	<b>10:21:05.091</b>

P14 69 Stephen Collins				
LAP	LAP TIME	DIFF	MPH	TIME OF DAY
1 -	1:57.394	4.465	82.54	10:13:31.226
2 -	1:54.196 (3)	1.267	84.85	10:15:25.422
3 -	1:54.199	1.270	84.85	10:17:19.621
4 -	<b>1:52.929 (1)</b>		<b>85.80</b>	<b>10:19:12.550</b>
5 -	1:53.090 (2)	0.161	85.68	10:21:05.640

Weather / Track : Cloudy / Damp

Oulton Park International  
Circuit Length = 2.6917 miles  
Start: 10:09 Flag 10:20 End: 10:21

# Caterham Raceday - Oulton Park - 19th September 2015

## Bookatrack.com Caterham Superlight R300 Champinship

### QUALIFYING -RACE 2 - LAP ANALYSIS

DIFF = Difference To Personal Best Lap

<b>P15 55 Steve Ruston</b>				
LAP	LAP TIME	DIFF	MPH	TIME OF DAY
1 -	1:54.463	1.466	84.65	10:13:17.456
2 -	1:53.492	0.495	85.38	10:15:10.948
3 -	1:53.202 (3)	0.205	85.60	10:17:04.150
<b>4 -</b>	<b>1:52.997 (1)</b>		<b>85.75</b>	<b>10:18:57.147</b>
5 -	1:53.103 (2)	0.106	85.67	10:20:50.250

<b>P16 13 Stuart Simpson</b>				
LAP	LAP TIME	DIFF	MPH	TIME OF DAY
1 -	1:56.704	3.568	83.03	10:13:34.613
2 -	1:53.562 (3)	0.426	85.33	10:15:28.175
3 -	1:58.839	5.703	81.54	10:17:27.014
4 -	1:53.319 (2)	0.183	85.51	10:19:20.333
<b>5 -</b>	<b>1:53.136 (1)</b>		<b>85.65</b>	<b>10:21:13.469</b>

<b>P17 44 John Whitehouse</b>				
LAP	LAP TIME	DIFF	MPH	TIME OF DAY
1 -	1:58.702	5.064	81.63	10:13:35.154
2 -	1:53.966 (2)	0.328	85.02	10:15:29.120
<b>3 -</b>	<b>1:53.638 (1)</b>		<b>85.27</b>	<b>10:17:22.758</b>
4 -	1:54.416 (3)	0.778	84.69	10:19:17.174
5 -	1:58.385	4.747	81.85	10:21:15.559

<b>P18 54 Brent Millage</b>				
LAP	LAP TIME	DIFF	MPH	TIME OF DAY
1 -	1:58.098	4.065	82.05	10:13:33.180
2 -	1:54.469	0.436	84.65	10:15:27.649
3 -	1:54.360 (3)	0.327	84.73	10:17:22.009
<b>4 -</b>	<b>1:54.033 (1)</b>		<b>84.97</b>	<b>10:19:16.042</b>
5 -	1:54.204 (2)	0.171	84.85	10:21:10.246



# Caterham Raceday - Oulton Park - 19th September 2015

## Bookatrack.com Caterham Superlight R300 Championship

### RACE 2 - GRID (30 minutes)

ROW 9	17	1:53.638	<b>44</b> John Whitehouse	18	1:54.033	<b>54</b> Brent Millage		
ROW 8			15	1:52.997	<b>55</b> Steve Ruston	16	1:53.136	<b>13</b> Stuart Simpson
ROW 7	13	1:52.896	<b>82</b> Stewart Calder	14	1:52.929	<b>69</b> Stephen Collins		
ROW 6			11	1:52.418	<b>33</b> David McGilvray	12	1:52.429	<b>3</b> Keith Ashworth
ROW 5	9	1:52.187	<b>88</b> Matt Dyer	10	1:52.328	<b>66</b> Paul Thacker		
ROW 4			7	1:52.032	<b>4</b> Jeremy Ellis	8	1:52.038	<b>95</b> Jason Redding
ROW 3	5	1:50.476	<b>78</b> Danny Winstanley	6	1:51.201	<b>32</b> Lee Wiggins		
ROW 2			3	1:49.838	<b>19</b> Aaron Head	4	1:49.850	<b>16</b> David Robinson
ROW 1	1	1:49.656	<b>18</b> Sean Byrne	2	1:49.813	<b>46</b> Jonathan Mortimer		
<b>Pole</b>								

Oulton Park International  
Circuit Length = 2.6917 miles

These results are provisional until the conclusion of any judicial and technical matters.

Clerk Of Course :	Timekeeper :
-------------------	--------------

Results can be found at [www.tsl-timing.com](http://www.tsl-timing.com)

Printed - 10:23 Saturday, 19 September 2015



# Caterham Raceday - Oulton Park - 19th September 2015

## Bookatrack.com Caterham Superlight R300 Championship

### RACE 2 - CLASSIFICATION



POS	NO	NAME	ENTRY	LAPS	TIME	GAP	DIFF	MPH	BEST	ON
1	19	Aaron Head	Caterham Superlight R300	17	31:01.975			88.47	1:48.070	2
2	16	David Robinson	Caterham Superlight R300	17	31:02.041	0.066	0.066	88.47	1:48.313	2
3	78	Danny Winstanley	Caterham Superlight R300	17	31:02.227	0.252	0.186	88.46	1:47.859	3
4	18	Sean Byrne	Caterham Superlight R300	17	31:02.628	0.653	0.401	88.44	1:48.400	2
5	88	Matt Dyer	Caterham Superlight R300	17	31:21.165	19.190	18.537	87.57	1:48.587	2
6	95	Jason Redding	Caterham Superlight R300	17	31:25.957	23.982	4.792	87.34	1:49.250	4
7	33	David McGilvray	Caterham Superlight R300	17	31:26.267	24.292	0.310	87.33	1:48.787	2
8	66	Paul Thacker	Caterham Superlight R300	17	31:28.526	26.551	2.259	87.23	1:50.050	2
9	55	Steve Ruston	Caterham Superlight R300	17	31:33.019	31.044	4.493	87.02	1:49.882	2
10	54	Brent Millage	Caterham Superlight R300	17	31:45.623	43.648	12.604	86.44	1:50.612	11
11	13	Stuart Simpson	Caterham Superlight R300	17	31:46.248	44.273	0.625	86.41	1:49.875	8
12	3	Keith Ashworth	Caterham Superlight R300	17	31:54.105	52.130	7.857	86.06	1:50.013	7
13	44	John Whitehouse	Caterham Superlight R300	17	31:54.700	52.725	0.595	86.03	1:50.676	9
14	82	Stewart Calder	Caterham Superlight R300	17	31:56.411	54.436	1.711	85.96	1:50.181	3
15	69	Stephen Collins	Caterham Superlight R300	17	32:23.556	1:21.581	27.145	84.76	1:49.728	2

#### NOT CLASSIFIED

DNF	32	Lee Wiggins	Caterham Superlight R300	12	21:55.177	5 Laps	5 Laps	88.41	1:48.485	4
DNF	4	Jeremy Ellis	Caterham Superlight R300	3	5:34.398	14 Laps	9 Laps	86.93	1:49.010	2
DNF	46	Jonathan Mortimer	Caterham Superlight R300	0						

#### FASTEST LAP

78	Danny Winstanley	Caterham Superlight R300	3	1:47.859	89.84 mph	144.58 kph
----	------------------	--------------------------	---	----------	-----------	------------

#### CAR 82 - 5 SECOND TIME PENALTY (EXCEEDING TRACK LIMITS)

Weather / Track : Cloudy / Damp

These results are provisional until the conclusion of any judicial and technical matters.

Oulton Park International

Circuit Length = 2.6917 miles

Start: 11:58 Flag 12:29 End: 12:31

Clerk Of Course :	Timekeeper :
-------------------	--------------

Results can be found at [www.tsl-timing.com](http://www.tsl-timing.com)

Printed - 12:31 Saturday, 19 September 2015



# Caterham Raceday - Oulton Park - 19th September 2015

## Bookatrack.com Caterham Superlight R300 Champinship

### RACE 2 - LAP CHART

LAP 1 @ 12:00:07.936			LAP 2 @ 12:01:56.249			LAP 3 @ 12:03:44.955			LAP 4 @ 12:05:34.009			LAP 5 @ 12:07:23.131		
NO	BEHIND	LAP TIME	NO	BEHIND	LAP TIME	NO	BEHIND	LAP TIME	NO	BEHIND	LAP TIME	NO	BEHIND	LAP TIME
16		1:52.938	16		1:48.313	16		1:48.706	78		1:48.631	19		1:48.894
32	0.175	1:53.113	19	0.073	1:48.070	19	0.085	1:48.718	16	0.141	1:49.195	78	0.158	1:49.280
19	0.316	1:53.254	32	0.609	1:48.747	78	0.423	1:47.859	19	0.228	1:49.197	16	0.169	1:49.150
18	1.253	1:54.191	78	1.270	1:47.998	32	0.809	1:48.906	32	0.240	1:48.485	32	0.509	1:49.391
78	1.585	1:54.523	18	1.340	1:48.400	18	1.138	1:48.504	18	0.564	1:48.480	18	1.057	1:49.615
95	2.429	1:55.367	4	3.392	1:49.010	4	4.441	1:49.755	88	5.004	1:49.248	88	6.879	1:50.997
4	2.695	1:55.633	95	3.445	1:49.329	88	4.810	1:49.749	95	5.487	1:49.250	33	7.558	1:50.707
88	3.493	1:56.431	88	3.767	1:48.587	95	5.291	1:50.552	33	5.973	1:49.362	95	7.601	1:51.236
33	3.966	1:56.904	33	4.440	1:48.787	33	5.665	1:49.931	66	10.115	1:50.660	66	11.939	1:50.946
66	5.062	1:58.000	66	6.799	1:50.050	66	8.509	1:50.416	55	10.362	1:50.494	55	12.461	1:51.221
3	5.280	1:58.218	55	7.259	1:49.882	55	8.922	1:50.369	69	11.262	1:50.874	82	12.765	1:50.295
55	5.690	1:58.628	69	7.387	1:49.728	69	9.442	1:50.761	82	11.592	1:50.694	69	13.369	1:51.229
69	5.972	1:58.910	82	8.477	1:50.378	82	9.952	1:50.181	54	14.526	1:51.468	54	16.746	1:51.342
82	6.412	1:59.350	54	9.586	1:50.811	54	12.112	1:51.232	44	17.391	1:52.866	13	19.049	1:50.680
54	7.088	2:00.026	44	11.387	1:51.902	44	13.579	1:50.898	13	17.491	1:52.541	44	20.210	1:51.941
44	7.798	2:00.736	13	11.727	1:51.518	13	14.004	1:50.983	3	22.404	1:50.843	3	23.626	1:50.344
13	8.522	2:01.460	3	19.248	2:02.281	3	20.615	1:50.073						

Weather / Track : Cloudy / Damp

Results can be found at [www.tsl-timing.com](http://www.tsl-timing.com)

Page 1 of 4

Oulton Park International  
 Circuit Length = 2.6917 miles  
 Start: 11:58 Flag 12:29 End: 12:31

Printed - 12:32 Saturday, 19 September 2015

# Caterham Raceday - Oulton Park - 19th September 2015

## Bookatrack.com Caterham Superlight R300 Champinship

### RACE 2 - LAP CHART

LAP 6 @ 12:09:11.788			LAP 7 @ 12:11:00.907			LAP 8 @ 12:12:50.532			LAP 9 @ 12:14:40.104			LAP 10 @ 12:16:29.338		
NO	BEHIND	LAP TIME	NO	BEHIND	LAP TIME	NO	BEHIND	LAP TIME	NO	BEHIND	LAP TIME	NO	BEHIND	LAP TIME
19		1:48.657	78		1:49.018	16		1:49.284	78		1:49.449	78		1:49.234
78	0.101	1:48.600	16	0.341	1:49.347	78	0.123	1:49.748	16	0.117	1:49.689	16	0.188	1:49.305
16	0.113	1:48.601	19	0.453	1:49.572	19	0.136	1:49.308	19	0.225	1:49.661	19	0.280	1:49.289
32	0.525	1:48.673	32	0.757	1:49.351	32	0.487	1:49.355	32	0.467	1:49.552	32	0.944	1:49.711
18	1.109	1:48.709	18	0.971	1:48.981	18	0.707	1:49.361	18	0.860	1:49.725	18	1.197	1:49.571
88	8.486	1:50.264	88	10.576	1:51.209	88	10.911	1:49.960	88	11.262	1:49.923	88	13.012	1:50.984
33	8.818	1:49.917	33	11.018	1:51.319	33	11.716	1:50.323	33	11.720	1:49.576	33	13.701	1:51.215
95	8.896	1:49.952	95	11.516	1:51.739	95	11.805	1:49.914	95	12.861	1:50.628	95	14.024	1:50.397
66	13.984	1:50.702	66	15.669	1:50.804	66	16.808	1:50.764	66	17.687	1:50.451	66	19.530	1:51.077
55	14.213	1:50.409	55	16.049	1:50.955	55	17.358	1:50.934	55	17.954	1:50.168	55	19.612	1:50.892
82	14.832	1:50.724	82	16.627	1:50.914	69	18.144	1:51.067	69	19.734	1:51.162	69	22.404	1:51.904
69	15.253	1:50.541	69	16.702	1:50.568	82	18.450	1:51.448	82	19.846	1:50.968	82	22.651	1:52.039
54	18.898	1:50.809	54	20.804	1:51.025	54	21.820	1:50.641	54	23.396	1:51.148	54	25.387	1:51.225
13	20.761	1:50.369	13	21.868	1:50.226	13	22.118	1:49.875	13	23.541	1:50.995	13	25.684	1:51.377
44	23.046	1:51.493	44	25.733	1:51.806	3	27.606	1:51.312	3	28.254	1:50.220	44	33.471	1:52.778
3	25.025	1:50.056	3	25.919	1:50.013	44	28.823	1:52.715	44	29.927	1:50.676	3	43.137	2:04.117

Weather / Track : Cloudy / Damp

Results can be found at [www.tsl-timing.com](http://www.tsl-timing.com)

Page 2 of 4

Oulton Park International  
Circuit Length = 2.6917 miles  
Start: 11:58 Flag 12:29 End: 12:31

Printed - 12:32 Saturday, 19 September 2015

# Caterham Raceday - Oulton Park - 19th September 2015

## Bookatrack.com Caterham Superlight R300 Champinship

### RACE 2 - LAP CHART

LAP 11 @ 12:18:19.238			LAP 12 @ 12:20:09.452			LAP 13 @ 12:21:58.411			LAP 14 @ 12:23:47.999			LAP 15 @ 12:25:37.409		
NO	BEHIND	LAP TIME	NO	BEHIND	LAP TIME	NO	BEHIND	LAP TIME	NO	BEHIND	LAP TIME	NO	BEHIND	LAP TIME
16		1:49.712	16		1:50.214	19		1:48.712	16		1:49.525	16		1:49.410
78	0.016	1:49.916	19	0.247	1:50.370	16	0.063	1:49.022	78	0.137	1:49.422	78	0.149	1:49.422
19	0.091	1:49.711	78	0.409	1:50.607	78	0.303	1:48.853	19	0.149	1:49.737	19	0.237	1:49.498
32	0.423	1:49.379	18	0.581	1:50.158	18	1.239	1:49.617	18	0.513	1:48.862	18	0.485	1:49.382
18	0.637	1:49.340	32	0.723	1:50.514	88	15.633	1:50.884	88	16.471	1:50.426	88	17.241	1:50.180
88	13.635	1:50.523	88	13.708	1:50.287	33	17.614	1:51.514	95	19.675	1:51.595	95	21.470	1:51.205
33	13.977	1:50.176	33	15.059	1:51.296	95	17.668	1:51.485	33	19.839	1:51.813	33	21.916	1:51.487
95	14.335	1:50.211	95	15.142	1:51.021	66	22.878	1:51.089	66	23.837	1:50.547	66	25.180	1:50.753
66	20.048	1:50.418	66	20.748	1:50.914	55	23.778	1:51.639	55	25.518	1:51.328	55	26.669	1:50.561
55	20.440	1:50.728	55	21.098	1:50.872	69	30.519	1:52.091	69	33.104	1:52.173	69	36.758	1:53.064
69	24.893	1:52.389	69	27.387	1:52.708	82	30.653	1:51.849	82	33.389	1:52.324	54	37.153	1:52.774
82	25.116	1:52.365	82	27.763	1:52.861	54	30.934	1:51.785	54	33.789	1:52.443	82	37.213	1:53.234
54	26.099	1:50.612	54	28.108	1:52.223	13	31.289	1:51.914	13	34.476	1:52.775	13	37.603	1:52.537
13	26.715	1:50.931	13	28.334	1:51.833	44	41.842	1:53.119	44	45.301	1:53.047	44	48.619	1:52.728
44	35.666	1:52.095	44	37.682	1:52.230	3	47.843	1:51.058	3	49.527	1:51.272	3	50.582	1:50.465
3	44.601	1:51.364	3	45.744	1:51.357									

Weather / Track : Cloudy / Damp

Results can be found at [www.tsl-timing.com](http://www.tsl-timing.com)

Page 3 of 4

Oulton Park International  
Circuit Length = 2.6917 miles  
Start: 11:58 Flag 12:29 End: 12:31

Printed - 12:32 Saturday, 19 September 2015

# Caterham Raceday - Oulton Park - 19th September 2015

## Bookatrack.com Caterham Superlight R300 Champinship

### RACE 2 - LAP CHART

LAP 16 @ 12:27:26.692			LAP 17 @ 12:29:16.973		
NO	BEHIND	LAP TIME	NO	BEHIND	LAP TIME
19		1:49.046	19		1:50.281
16	0.131	1:49.414	16	0.066	1:50.216
78	0.355	1:49.489	78	0.252	1:50.178
18	1.366	1:50.164	18	0.653	1:49.568
88	18.694	1:50.736	88	19.190	1:50.777
95	22.684	1:50.497	95	23.982	1:51.579
33	23.816	1:51.183	33	24.292	1:50.757
66	26.505	1:50.608	66	26.551	1:50.327
55	28.571	1:51.185	55	31.044	1:52.754
69	40.144	1:52.669	54	43.648	1:53.585
54	40.344	1:52.474	13	44.273	1:53.589
82	40.506	1:52.576	82	49.436	1:59.211
13	40.965	1:52.645	3	52.130	1:51.006
44	51.187	1:51.851	44	52.725	1:51.819
3	51.405	1:50.106	69	1:21.581	2:31.718 P

Weather / Track : Cloudy / Damp

Results can be found at [www.tsl-timing.com](http://www.tsl-timing.com)

Page 4 of 4

Oulton Park International  
Circuit Length = 2.6917 miles  
Start: 11:58 Flag 12:29 End: 12:31

Printed - 12:32 Saturday, 19 September 2015

# Caterham Raceday - Oulton Park - 19th September 2015

## Bookatrack.com Caterham Superlight R300 Champinship

### RACE 2 - LAP ANALYSIS

DIFF = Difference To Personal Best Lap

P1 19 Aaron Head				
LAP	LAP TIME	DIFF	MPH	TIME OF DAY
1 -	1:53.254	5.184	85.56	12:00:08.252
2 -	<b>1:48.070 (1)</b>		<b>89.66</b>	<b>12:01:56.322</b>
3 -	1:48.718	0.648	89.13	12:03:45.040
4 -	1:49.197	1.127	88.74	12:05:34.237
5 -	1:48.894	0.824	88.98	12:07:23.131
6 -	1:48.657 (2)	0.587	89.18	12:09:11.788
7 -	1:49.572	1.502	88.43	12:11:01.360
8 -	1:49.308	1.238	88.65	12:12:50.668
9 -	1:49.661	1.591	88.36	12:14:40.329
10 -	1:49.289	1.219	88.66	12:16:29.618
11 -	1:49.711	1.641	88.32	12:18:19.329
12 -	1:50.370	2.300	87.79	12:20:09.699
13 -	1:48.712 (3)	0.642	89.13	12:21:58.411
14 -	1:49.737	1.667	88.30	12:23:48.148
15 -	1:49.498	1.428	88.49	12:25:37.646
16 -	1:49.046	0.976	88.86	12:27:26.692
17 -	1:50.281	2.211	87.87	12:29:16.973

P2 16 David Robinson				
LAP	LAP TIME	DIFF	MPH	TIME OF DAY
1 -	1:52.938	4.625	85.80	12:00:07.936
2 -	<b>1:48.313 (1)</b>		<b>89.46</b>	<b>12:01:56.249</b>
3 -	1:48.706 (3)	0.393	89.14	12:03:44.955
4 -	1:49.195	0.882	88.74	12:05:34.150
5 -	1:49.150	0.837	88.78	12:07:23.300
6 -	1:48.601 (2)	0.288	89.22	12:09:11.901
7 -	1:49.347	1.034	88.62	12:11:01.248
8 -	1:49.284	0.971	88.67	12:12:50.532
9 -	1:49.689	1.376	88.34	12:14:40.221
10 -	1:49.305	0.992	88.65	12:16:29.526
11 -	1:49.712	1.399	88.32	12:18:19.238
12 -	1:50.214	1.901	87.92	12:20:09.452
13 -	1:49.022	0.709	88.88	12:21:58.474
14 -	1:49.525	1.212	88.47	12:23:47.999
15 -	1:49.410	1.097	88.56	12:25:37.409
16 -	1:49.414	1.101	88.56	12:27:26.823
17 -	1:50.216	1.903	87.92	12:29:17.039

P3 78 Danny Winstanley				
LAP	LAP TIME	DIFF	MPH	TIME OF DAY
1 -	1:54.523	6.664	84.61	12:00:09.521
2 -	1:47.998 (2)	0.139	89.72	12:01:57.519
3 -	<b>1:47.859 (1)</b>		<b>89.84</b>	<b>12:03:45.378</b>
4 -	1:48.631	0.772	89.20	12:05:34.009
5 -	1:49.280	1.421	88.67	12:07:23.289
6 -	1:48.600 (3)	0.741	89.23	12:09:11.889
7 -	1:49.018	1.159	88.88	12:11:00.907
8 -	1:49.748	1.889	88.29	12:12:50.655
9 -	1:49.449	1.590	88.53	12:14:40.104
10 -	1:49.234	1.375	88.71	12:16:29.338
11 -	1:49.916	2.057	88.16	12:18:19.254
12 -	1:50.607	2.748	87.61	12:20:09.861
13 -	1:48.853	0.994	89.02	12:21:58.714
14 -	1:49.422	1.563	88.55	12:23:48.136
15 -	1:49.422	1.563	88.55	12:25:37.558
16 -	1:49.489	1.630	88.50	12:27:27.047
17 -	1:50.178	2.319	87.95	12:29:17.225

DIFF = Difference To Personal Best Lap

P4 18 Sean Byrne				
LAP	LAP TIME	DIFF	MPH	TIME OF DAY
1 -	1:54.191	5.791	84.86	12:00:09.189
2 -	<b>1:48.400 (1)</b>		<b>89.39</b>	<b>12:01:57.589</b>
3 -	1:48.504 (3)	0.104	89.30	12:03:46.093
4 -	1:48.480 (2)	0.080	89.32	12:05:34.573
5 -	1:49.615	1.215	88.40	12:07:24.188
6 -	1:48.709	0.309	89.14	12:09:12.897
7 -	1:48.981	0.581	88.91	12:11:01.878
8 -	1:49.361	0.961	88.60	12:12:51.239
9 -	1:49.725	1.325	88.31	12:14:40.964
10 -	1:49.571	1.171	88.43	12:16:30.535
11 -	1:49.340	0.940	88.62	12:18:19.875
12 -	1:50.158	1.758	87.96	12:20:10.033
13 -	1:49.617	1.217	88.40	12:21:59.650
14 -	1:48.862	0.462	89.01	12:23:48.512
15 -	1:49.382	0.982	88.59	12:25:37.894
16 -	1:50.164	1.764	87.96	12:27:28.058
17 -	1:49.568	1.168	88.44	12:29:17.626

P5 88 Matt Dyer				
LAP	LAP TIME	DIFF	MPH	TIME OF DAY
1 -	1:56.431	7.844	83.22	12:00:11.429
2 -	<b>1:48.587 (1)</b>		<b>89.24</b>	<b>12:02:00.016</b>
3 -	1:49.749 (3)	1.162	88.29	12:03:49.765
4 -	1:49.248 (2)	0.661	88.70	12:05:39.013
5 -	1:50.997	2.410	87.30	12:07:30.010
6 -	1:50.264	1.677	87.88	12:09:20.274
7 -	1:51.209	2.622	87.13	12:11:11.483
8 -	1:49.960	1.373	88.12	12:13:01.443
9 -	1:49.923	1.336	88.15	12:14:51.366
10 -	1:50.984	2.397	87.31	12:16:42.350
11 -	1:50.523	1.936	87.67	12:18:32.873
12 -	1:50.287	1.700	87.86	12:20:23.160
13 -	1:50.884	2.297	87.39	12:22:14.044
14 -	1:50.426	1.839	87.75	12:24:04.470
15 -	1:50.180	1.593	87.95	12:25:54.650
16 -	1:50.736	2.149	87.50	12:27:45.386
17 -	1:50.777	2.190	87.47	12:29:36.163

P6 95 Jason Redding				
LAP	LAP TIME	DIFF	MPH	TIME OF DAY
1 -	1:55.367	6.117	83.99	12:00:10.365
2 -	1:49.329 (2)	0.079	88.63	12:01:59.694
3 -	1:50.552	1.302	87.65	12:03:50.246
4 -	<b>1:49.250 (1)</b>		<b>88.69</b>	<b>12:05:39.496</b>
5 -	1:51.236	1.986	87.11	12:07:30.732
6 -	1:49.952	0.702	88.13	12:09:20.684
7 -	1:51.739	2.489	86.72	12:11:12.423
8 -	1:49.914 (3)	0.664	88.16	12:13:02.337
9 -	1:50.628	1.378	87.59	12:14:52.965
10 -	1:50.397	1.147	87.77	12:16:43.362
11 -	1:50.211	0.961	87.92	12:18:33.573
12 -	1:51.021	1.771	87.28	12:20:24.594
13 -	1:51.485	2.235	86.92	12:22:16.079
14 -	1:51.595	2.345	86.83	12:24:07.674
15 -	1:51.205	1.955	87.14	12:25:58.879
16 -	1:50.497	1.247	87.69	12:27:49.376
17 -	1:51.579	2.329	86.84	12:29:40.955

Weather / Track : Cloudy / Damp

Oulton Park International  
Circuit Length = 2.6917 miles  
Start: 11:58 Flag 12:29 End: 12:31

# Caterham Raceday - Oulton Park - 19th September 2015

## Bookatrack.com Caterham Superlight R300 Champinship

### RACE 2 - LAP ANALYSIS

DIFF = Difference To Personal Best Lap

<b>P7 33 David McGilvray</b>				
LAP	LAP TIME	DIFF	MPH	TIME OF DAY
1 -	1:56.904	8.117	82.89	12:00:11.902
<b>2 -</b>	<b>1:48.787 (1)</b>		<b>89.07</b>	<b>12:02:00.689</b>
3 -	1:49.931	1.144	88.14	12:03:50.620
4 -	1:49.362 (2)	0.575	88.60	12:05:39.982
5 -	1:50.707	1.920	87.53	12:07:30.689
6 -	1:49.917	1.130	88.16	12:09:20.606
7 -	1:51.319	2.532	87.05	12:11:11.925
8 -	1:50.323	1.536	87.83	12:13:02.248
9 -	1:49.576 (3)	0.789	88.43	12:14:51.824
10 -	1:51.215	2.428	87.13	12:16:43.039
11 -	1:50.176	1.389	87.95	12:18:33.215
12 -	1:51.296	2.509	87.06	12:20:24.511
13 -	1:51.514	2.727	86.89	12:22:16.025
14 -	1:51.813	3.026	86.66	12:24:07.838
15 -	1:51.487	2.700	86.91	12:25:59.325
16 -	1:51.183	2.396	87.15	12:27:50.508
17 -	1:50.757	1.970	87.49	12:29:41.265

<b>P8 66 Paul Thacker</b>				
LAP	LAP TIME	DIFF	MPH	TIME OF DAY
1 -	1:58.000	7.950	82.12	12:00:12.998
<b>2 -</b>	<b>1:50.050 (1)</b>		<b>88.05</b>	<b>12:02:03.048</b>
3 -	1:50.416 (3)	0.366	87.76	12:03:53.464
4 -	1:50.660	0.610	87.56	12:05:44.124
5 -	1:50.946	0.896	87.34	12:07:35.070
6 -	1:50.702	0.652	87.53	12:09:25.772
7 -	1:50.804	0.754	87.45	12:11:16.576
8 -	1:50.764	0.714	87.48	12:13:07.340
9 -	1:50.451	0.401	87.73	12:14:57.791
10 -	1:51.077	1.027	87.24	12:16:48.868
11 -	1:50.418	0.368	87.76	12:18:39.286
12 -	1:50.914	0.864	87.36	12:20:30.200
13 -	1:51.089	1.039	87.23	12:22:21.289
14 -	1:50.547	0.497	87.65	12:24:11.836
15 -	1:50.753	0.703	87.49	12:26:02.589
16 -	1:50.608	0.558	87.61	12:27:53.197
17 -	1:50.327 (2)	0.277	87.83	12:29:43.524

<b>P9 55 Steve Ruston</b>				
LAP	LAP TIME	DIFF	MPH	TIME OF DAY
1 -	1:58.628	8.746	81.68	12:00:13.626
<b>2 -</b>	<b>1:49.882 (1)</b>		<b>88.18</b>	<b>12:02:03.508</b>
3 -	1:50.369 (3)	0.487	87.80	12:03:53.877
4 -	1:50.494	0.612	87.70	12:05:44.371
5 -	1:51.221	1.339	87.12	12:07:35.592
6 -	1:50.409	0.527	87.76	12:09:26.001
7 -	1:50.955	1.073	87.33	12:11:16.956
8 -	1:50.934	1.052	87.35	12:13:07.890
9 -	1:50.168 (2)	0.286	87.96	12:14:58.058
10 -	1:50.892	1.010	87.38	12:16:48.950
11 -	1:50.728	0.846	87.51	12:18:39.678
12 -	1:50.872	0.990	87.40	12:20:30.550
13 -	1:51.639	1.757	86.80	12:22:22.189
14 -	1:51.328	1.446	87.04	12:24:13.517
15 -	1:50.561	0.679	87.64	12:26:04.078
16 -	1:51.185	1.303	87.15	12:27:55.263
17 -	1:52.754	2.872	85.94	12:29:48.017

DIFF = Difference To Personal Best Lap

<b>P10 54 Brent Millage</b>				
LAP	LAP TIME	DIFF	MPH	TIME OF DAY
1 -	2:00.026	9.414	80.73	12:00:15.024
2 -	1:50.811	0.199	87.44	12:02:05.835
3 -	1:51.232	0.620	87.11	12:03:57.067
4 -	1:51.468	0.856	86.93	12:05:48.535
5 -	1:51.342	0.730	87.03	12:07:39.877
6 -	1:50.809 (3)	0.197	87.45	12:09:30.686
7 -	1:51.025	0.413	87.28	12:11:21.711
8 -	1:50.641 (2)	0.029	87.58	12:13:12.352
9 -	1:51.148	0.536	87.18	12:15:03.500
10 -	1:51.225	0.613	87.12	12:16:54.725
<b>11 -</b>	<b>1:50.612 (1)</b>		<b>87.60</b>	<b>12:18:45.337</b>
12 -	1:52.223	1.611	86.34	12:20:37.560
13 -	1:51.785	1.173	86.68	12:22:29.345
14 -	1:52.443	1.831	86.18	12:24:21.788
15 -	1:52.774	2.162	85.92	12:26:14.562
16 -	1:52.474	1.862	86.15	12:28:07.036
17 -	1:53.585	2.973	85.31	12:30:00.621

<b>P11 13 Stuart Simpson</b>				
LAP	LAP TIME	DIFF	MPH	TIME OF DAY
1 -	2:01.460	11.585	79.78	12:00:16.458
2 -	1:51.518	1.643	86.89	12:02:07.976
3 -	1:50.983	1.108	87.31	12:03:58.959
4 -	1:52.541	2.666	86.10	12:05:51.500
5 -	1:50.680	0.805	87.55	12:07:42.180
6 -	1:50.369 (3)	0.494	87.80	12:09:32.549
7 -	1:50.226 (2)	0.351	87.91	12:11:22.775
<b>8 -</b>	<b>1:49.875 (1)</b>		<b>88.19</b>	<b>12:13:12.650</b>
9 -	1:50.995	1.120	87.30	12:15:03.645
10 -	1:51.377	1.502	87.00	12:16:55.022
11 -	1:50.931	1.056	87.35	12:18:45.953
12 -	1:51.833	1.958	86.65	12:20:37.786
13 -	1:51.914	2.039	86.58	12:22:29.700
14 -	1:52.775	2.900	85.92	12:24:22.475
15 -	1:52.537	2.662	86.10	12:26:15.012
16 -	1:52.645	2.770	86.02	12:28:07.657
17 -	1:53.589	3.714	85.31	12:30:01.246

<b>P12 3 Keith Ashworth</b>				
LAP	LAP TIME	DIFF	MPH	TIME OF DAY
1 -	1:58.218	8.205	81.97	12:00:13.216
2 -	2:02.281	12.268	79.24	12:02:15.497
3 -	1:50.073 (3)	0.060	88.03	12:04:05.570
4 -	1:50.843	0.830	87.42	12:05:56.413
5 -	1:50.344	0.331	87.81	12:07:46.757
6 -	1:50.056 (2)	0.043	88.04	12:09:36.813
<b>7 -</b>	<b>1:50.013 (1)</b>		<b>88.08</b>	<b>12:11:26.826</b>
8 -	1:51.312	1.299	87.05	12:13:18.138
9 -	1:50.220	0.207	87.91	12:15:08.358
10 -	2:04.117	14.104	78.07	12:17:12.475
11 -	1:51.364	1.351	87.01	12:19:03.839
12 -	1:51.357	1.344	87.02	12:20:55.196
13 -	1:51.058	1.045	87.25	12:22:46.254
14 -	1:51.272	1.259	87.08	12:24:37.526
15 -	1:50.465	0.452	87.72	12:26:27.991
16 -	1:50.106	0.093	88.00	12:28:18.097
17 -	1:51.006	0.993	87.29	12:30:09.103

Weather / Track : Cloudy / Damp

Oulton Park International  
Circuit Length = 2.6917 miles  
Start: 11:58 Flag 12:29 End: 12:31



# Caterham Raceday - Oulton Park - 19th September 2015

## Bookatrack.com Caterham Superlight R300 Champinship

### RACE 2 - LAP ANALYSIS

DIFF = Difference To Personal Best Lap

<b>P13 44 John Whitehouse</b>				
LAP	LAP TIME	DIFF	MPH	TIME OF DAY
1 -	2:00.736	10.060	80.26	12:00:15.734
2 -	1:51.902	1.226	86.59	12:02:07.636
3 -	1:50.898 (2)	0.222	87.38	12:03:58.534
4 -	1:52.866	2.190	85.85	12:05:51.400
5 -	1:51.941	1.265	86.56	12:07:43.341
6 -	1:51.493 (3)	0.817	86.91	12:09:34.834
7 -	1:51.806	1.130	86.67	12:11:26.640
8 -	1:52.715	2.039	85.97	12:13:19.355
9 -	<b>1:50.676 (1)</b>		<b>87.55</b>	<b>12:15:10.031</b>
10 -	1:52.778	2.102	85.92	12:17:02.809
11 -	1:52.095	1.419	86.44	12:18:54.904
12 -	1:52.230	1.554	86.34	12:20:47.134
13 -	1:53.119	2.443	85.66	12:22:40.253
14 -	1:53.047	2.371	85.72	12:24:33.300
15 -	1:52.728	2.052	85.96	12:26:26.028
16 -	1:51.851	1.175	86.63	12:28:17.879
17 -	1:51.819	1.143	86.66	12:30:09.698

<b>P14 82 Stewart Calder</b>				
LAP	LAP TIME	DIFF	MPH	TIME OF DAY
1 -	1:59.350	9.169	81.19	12:00:14.348
2 -	1:50.378 (3)	0.197	87.79	12:02:04.726
3 -	<b>1:50.181 (1)</b>		<b>87.94</b>	<b>12:03:54.907</b>
4 -	1:50.694	0.513	87.54	12:05:45.601
5 -	1:50.295 (2)	0.114	87.85	12:07:35.896
6 -	1:50.724	0.543	87.51	12:09:26.620
7 -	1:50.914	0.733	87.36	12:11:17.534
8 -	1:51.448	1.267	86.95	12:13:08.982
9 -	1:50.968	0.787	87.32	12:14:59.950
10 -	1:52.039	1.858	86.49	12:16:51.989
11 -	1:52.365	2.184	86.24	12:18:44.354
12 -	1:52.861	2.680	85.86	12:20:37.215
13 -	1:51.849	1.668	86.63	12:22:29.064
14 -	1:52.324	2.143	86.27	12:24:21.388
15 -	1:53.234	3.053	85.57	12:26:14.622
16 -	1:52.576	2.395	86.07	12:28:07.198
17 -	1:59.211	9.030	81.28	12:30:06.409

<b>P15 69 Stephen Collins</b>				
LAP	LAP TIME	DIFF	MPH	TIME OF DAY
1 -	1:58.910	9.182	81.49	12:00:13.908
2 -	<b>1:49.728 (1)</b>		<b>88.31</b>	<b>12:02:03.636</b>
3 -	1:50.761	1.033	87.48	12:03:54.397
4 -	1:50.874	1.146	87.40	12:05:45.271
5 -	1:51.229	1.501	87.12	12:07:36.500
6 -	1:50.541 (2)	0.813	87.66	12:09:27.041
7 -	1:50.568 (3)	0.840	87.64	12:11:17.609
8 -	1:51.067	1.339	87.24	12:13:08.676
9 -	1:51.162	1.434	87.17	12:14:59.838
10 -	1:51.904	2.176	86.59	12:16:51.742
11 -	1:52.389	2.661	86.22	12:18:44.131
12 -	1:52.708	2.980	85.97	12:20:36.839
13 -	1:52.091	2.363	86.45	12:22:28.930
14 -	1:52.173	2.445	86.38	12:24:21.103
15 -	1:53.064	3.336	85.70	12:26:14.167
16 -	1:52.669	2.941	86.00	12:28:06.836
17 -	2:31.718 P	41.990	63.87	12:30:38.554

DIFF = Difference To Personal Best Lap

<b>P16 32 Lee Wiggins</b>				
LAP	LAP TIME	DIFF	MPH	TIME OF DAY
1 -	1:53.113	4.628	85.66	12:00:08.111
2 -	1:48.747 (3)	0.262	89.10	12:01:56.858
3 -	1:48.906	0.421	88.97	12:03:45.764
4 -	<b>1:48.485 (1)</b>		<b>89.32</b>	<b>12:05:34.249</b>
5 -	1:49.391	0.906	88.58	12:07:23.640
6 -	1:48.673 (2)	0.188	89.17	12:09:12.313
7 -	1:49.351	0.866	88.61	12:11:01.664
8 -	1:49.355	0.870	88.61	12:12:51.019
9 -	1:49.552	1.067	88.45	12:14:40.571
10 -	1:49.711	1.226	88.32	12:16:30.282
11 -	1:49.379	0.894	88.59	12:18:19.661
12 -	1:50.514	2.029	87.68	12:20:10.175

<b>P17 4 Jeremy Ellis</b>				
LAP	LAP TIME	DIFF	MPH	TIME OF DAY
1 -	1:55.633 (3)	6.623	83.80	12:00:10.631
2 -	<b>1:49.010 (1)</b>		<b>88.89</b>	<b>12:01:59.641</b>
3 -	1:49.755 (2)	0.745	88.29	12:03:49.396

Weather / Track : Cloudy / Damp


Oulton Park International  
Circuit Length = 2.6917 miles  
Start: 11:58 Flag 12:29 End: 12:31

# Caterham Raceday - Oulton Park - 19th September 2015

## Bookatrack.com Caterham Superlight R300 Championship

### RACE 7 - GRID (30 minutes)

ROW 9	17	<b>4</b> Jeremy Ellis	18	<b>46</b> Jonathan Mortimer	
ROW 8		15	<b>69</b> Stephen Collins	16	<b>32</b> Lee Wiggins
ROW 7	13	<b>44</b> John Whitehouse	14	<b>82</b> Stewart Calder	
ROW 6		11	<b>13</b> Stuart Simpson	12	<b>3</b> Keith Ashworth
ROW 5	9	<b>55</b> Steve Ruston	10	<b>54</b> Brent Millage	
ROW 4		7	<b>33</b> David McGilvray	8	<b>66</b> Paul Thacker
ROW 3	5	<b>88</b> Matt Dyer	6	<b>95</b> Jason Redding	
ROW 2		3	<b>78</b> Danny Winstanley	4	<b>18</b> Sean Byrne
ROW 1	1	<b>19</b> Aaron Head	2	<b>16</b> David Robinson	
		<b>Pole</b>			



Oulton Park International  
Circuit Length = 2.6917 miles

These results are provisional until the conclusion of any judicial and technical matters.

Clerk Of Course :	Timekeeper :
-------------------	--------------

Results can be found at [www.tsl-timing.com](http://www.tsl-timing.com)

Printed - 12:33 Saturday, 19 September 2015



# Caterham Raceday - Oulton Park - 19th September 2015

## Bookatrack.com Caterham Superlight R300 Championship

### RACE 7 - CLASSIFICATION - AMENDED



POS	NO	NAME	ENTRY	LAPS	TIME	GAP	DIFF	MPH	BEST	ON
1	78	Danny Winstanley	Caterham Superlight R300	17	31:06.421			88.26	1:48.617	2
2	46	Jonathan Mortimer	Caterham Superlight R300	17	31:06.469	0.048	0.048	88.26	1:48.488	4
3	16	David Robinson	Caterham Superlight R300	17	31:13.196	6.775	6.727	87.94	1:48.313	2
4	32	Lee Wiggins	Caterham Superlight R300	17	31:13.312	6.891	0.116	87.93	1:48.703	8
5	19	Aaron Head	Caterham Superlight R300	17	31:13.424	7.003	0.112	87.93	1:48.567	9
6	18	Sean Byrne	Caterham Superlight R300	17	31:15.487	9.066	2.063	87.83	1:48.771	2
7	66	Paul Thacker	Caterham Superlight R300	17	31:17.257	10.836	1.770	87.75	1:49.192	8
8	88	Matt Dyer	Caterham Superlight R300	17	31:18.959	12.538	1.702	87.67	1:49.567	8
9	95	Jason Redding	Caterham Superlight R300	17	31:31.716	25.295	12.757	87.08	1:49.844	3
10	33	David McGilvray	Caterham Superlight R300	17	31:33.817	27.396	2.101	86.98	1:50.088	3
11	3	Keith Ashworth	Caterham Superlight R300	17	31:34.303	27.882	0.486	86.96	1:49.858	9
12	4	Jeremy Ellis	Caterham Superlight R300	17	31:36.800	30.379	2.497	86.84	1:50.230	9
13	69	Stephen Collins	Caterham Superlight R300	17	31:56.651	50.230	19.851	85.95	1:50.768	11
14	54	Brent Millage	Caterham Superlight R300	17	31:56.781	50.360	0.130	85.94	1:51.474	8
15	44	John Whitehouse	Caterham Superlight R300	17	31:57.212	50.791	0.431	85.92	1:50.569	2
16	13	Stuart Simpson	Caterham Superlight R300	17	31:58.875	52.454	1.663	85.85	1:49.866	10
17	82	Stewart Calder	Caterham Superlight R300	17	32:04.489	58.068	5.614	85.60	1:51.025	14

NOT CLASSIFIED

DNF	55	Steve Ruston	Caterham Superlight R300	2	3:49.701	15 Laps	15 Laps	84.37	1:51.304	2
-----	----	--------------	--------------------------	---	----------	---------	---------	-------	----------	---

FASTEST LAP

	16	David Robinson	Caterham Superlight R300	2	1:48.313			89.46 mph	143.98 kph	
--	----	----------------	--------------------------	---	----------	--	--	-----------	------------	--

CAR 18 - 7 SECOND PENALTY (Clerk of Course Decision. Reg C1.1.5 refers)

Weather / Track : Bright / Dry

These results are provisional until the conclusion of any judicial and technical matters.

Oulton Park International

Circuit Length = 2.6917 miles

Start: 15:39 Flag 16:10 End: 16:12

Clerk Of Course :	Timekeeper :
-------------------	--------------

Results can be found at [www.tsl-timing.com](http://www.tsl-timing.com)

Printed - 18:52 Saturday, 19 September 2015



# Caterham Raceday - Oulton Park - 19th September 2015

## Bookatrack.com Caterham Superlight R300 Champinship

### RACE 7 - LAP CHART

LAP 1 @ 15:41:45.766			LAP 2 @ 15:43:34.670			LAP 3 @ 15:45:24.059			LAP 4 @ 15:47:13.355			LAP 5 @ 15:49:03.177		
NO	BEHIND	LAP TIME	NO	BEHIND	LAP TIME	NO	BEHIND	LAP TIME	NO	BEHIND	LAP TIME	NO	BEHIND	LAP TIME
19		1:53.758	19		1:48.904	19		1:49.389	78		1:49.158	19		1:49.592
78	0.351	1:54.109	78	0.064	1:48.617	78	0.138	1:49.463	19	0.230	1:49.526	78	0.061	1:49.883
16	0.760	1:54.518	16	0.169	1:48.313	16	0.150	1:49.370	16	1.279	1:50.425	16	0.335	1:48.878
18	1.686	1:55.444	18	1.553	1:48.771	18	1.072	1:48.908	18	1.361	1:49.585	18	1.209	1:49.670
95	2.802	1:56.560	66	3.304	1:49.381	66	4.133	1:50.218	66	5.058	1:50.221	66	5.349	1:50.113
66	2.827	1:56.585	95	4.114	1:50.216	95	4.569	1:49.844	95	5.927	1:50.654	46	6.821	1:49.954
88	3.215	1:56.973	88	4.701	1:50.390	88	4.893	1:49.581	88	6.138	1:50.541	95	6.945	1:50.840
33	3.882	1:57.640	33	5.155	1:50.177	33	5.854	1:50.088	46	6.689	1:48.488	88	7.176	1:50.860
55	4.639	1:58.397	55	7.039	1:51.304	46	7.497	1:48.961	33	7.151	1:50.593	32	7.857	1:49.733
54	5.315	1:59.073	44	7.841	1:50.569	32	8.186	1:49.445	32	7.946	1:49.056	33	8.123	1:50.794
44	6.176	1:59.934	46	7.925	1:49.554	54	12.350	1:53.328	4	14.167	1:50.797	4	14.772	1:50.427
32	6.759	2:00.517	32	8.130	1:50.275	4	12.666	1:52.744	54	15.475	1:52.421	3	16.535	1:50.773
46	7.275	2:01.033	54	8.411	1:52.000	3	13.017	1:52.267	3	15.584	1:51.863	54	17.325	1:51.672
3	7.745	2:01.503	4	9.311	1:50.414	44	13.098	1:54.646	44	16.234	1:52.432	44	18.769	1:52.357
4	7.801	2:01.559	3	10.139	1:51.298	69	16.980	1:51.891	69	19.849	1:52.165	69	21.442	1:51.415
82	8.657	2:02.415	69	14.478	1:54.024	13	25.464	1:50.709	13	27.213	1:51.045	13	28.141	1:50.750
13	8.913	2:02.671	82	23.892	2:04.139	82	26.034	1:51.531	82	30.393	1:53.655	82	32.727	1:52.156
69	9.358	2:03.116	13	24.144	2:04.135									

Weather / Track : Bright / Dry

Results can be found at [www.tsl-timing.com](http://www.tsl-timing.com)

Page 1 of 4

Oulton Park International  
 Circuit Length = 2.6917 miles  
 Start: 15:39 Flag 16:10 End: 16:12

Printed - 16:15 Saturday, 19 September 2015

# Caterham Raceday - Oulton Park - 19th September 2015

## Bookatrack.com Caterham Superlight R300 Champinship

### RACE 7 - LAP CHART

LAP 6 @ 15:50:52.920			LAP 7 @ 15:52:42.793			LAP 8 @ 15:54:31.869			LAP 9 @ 15:56:21.368			LAP 10 @ 15:58:11.003		
NO	BEHIND	LAP TIME	NO	BEHIND	LAP TIME	NO	BEHIND	LAP TIME	NO	BEHIND	LAP TIME	NO	BEHIND	LAP TIME
78		1:49.682	78		1:49.873	78		1:49.076	78		1:49.499	78		1:49.635
19	0.193	1:49.936	16	0.115	1:49.608	16	0.615	1:49.576	16	0.136	1:49.020	16	0.075	1:49.574
16	0.380	1:49.788	19	0.297	1:49.977	19	1.080	1:49.859	19	0.148	1:48.567	19	0.429	1:49.916
18	1.057	1:49.591	18	0.750	1:49.566	18	1.339	1:49.665	18	0.949	1:49.109	18	1.012	1:49.698
66	6.043	1:50.437	46	5.406	1:49.134	46	5.174	1:48.844	46	4.611	1:48.936	46	3.982	1:49.006
46	6.145	1:49.067	66	6.281	1:50.111	66	6.397	1:49.192	32	6.714	1:49.728	32	6.541	1:49.462
32	7.780	1:49.666	32	6.858	1:48.951	32	6.485	1:48.703	66	6.988	1:50.090	66	7.078	1:49.725
95	8.208	1:51.006	88	8.279	1:49.860	88	8.770	1:49.567	88	9.809	1:50.538	88	10.221	1:50.047
88	8.292	1:50.859	95	9.093	1:50.758	95	10.600	1:50.583	95	11.704	1:50.603	95	12.807	1:50.738
33	9.039	1:50.659	33	9.897	1:50.731	33	11.727	1:50.906	33	13.098	1:50.870	33	14.471	1:51.008
4	16.499	1:51.470	4	16.920	1:50.294	4	18.102	1:50.258	4	18.833	1:50.230	4	19.851	1:50.653
3	17.405	1:50.613	3	18.309	1:50.777	3	19.528	1:50.295	3	19.887	1:49.858	3	20.362	1:50.110
54	19.210	1:51.628	54	21.077	1:51.740	54	23.475	1:51.474	54	26.089	1:52.113	54	28.845	1:52.391
44	20.220	1:51.194	44	21.402	1:51.055	44	23.771	1:51.445	44	26.438	1:52.166	44	29.276	1:52.473
69	22.728	1:51.029	69	24.566	1:51.711	69	27.427	1:51.937	69	29.572	1:51.644	69	30.917	1:50.980
13	28.791	1:50.393	13	29.692	1:50.774	13	30.977	1:50.361	13	31.954	1:50.476	13	32.185	1:49.866
82	35.073	1:52.089	82	37.446	1:52.246	82	40.479	1:52.109	82	42.771	1:51.791	82	44.791	1:51.655

Weather / Track : Bright / Dry

Results can be found at [www.tsl-timing.com](http://www.tsl-timing.com)

Page 2 of 4

Oulton Park International  
Circuit Length = 2.6917 miles  
Start: 15:39 Flag 16:10 End: 16:12

Printed - 16:15 Saturday, 19 September 2015

# Caterham Raceday - Oulton Park - 19th September 2015

## Bookatrack.com Caterham Superlight R300 Champinship

### RACE 7 - LAP CHART

LAP 11 @ 16:00:00.935			LAP 12 @ 16:01:51.028			LAP 13 @ 16:03:40.842			LAP 14 @ 16:05:30.374			LAP 15 @ 16:07:19.615		
NO	BEHIND	LAP TIME	NO	BEHIND	LAP TIME	NO	BEHIND	LAP TIME	NO	BEHIND	LAP TIME	NO	BEHIND	LAP TIME
78		1:49.932	78		1:50.093	78		1:49.814	78		1:49.532	78		1:49.241
19	0.212	1:49.715	19	0.162	1:50.043	19	0.134	1:49.786	46	1.564	1:50.345	46	1.033	1:48.710
16	0.225	1:50.082	16	0.176	1:50.044	16	0.276	1:49.914	18	1.871	1:51.005	18	1.945	1:49.315
18	0.802	1:49.722	18	0.727	1:50.018	18	0.398	1:49.485	16	3.366	1:52.622	16	3.237	1:49.112
46	3.183	1:49.133	46	1.872	1:48.782	46	0.751	1:48.693	32	6.088	1:49.786	32	6.156	1:49.309
32	6.242	1:49.633	32	5.774	1:49.625	32	5.834	1:49.874	66	6.892	1:50.199	19	7.135	1:49.426
66	6.904	1:49.758	66	6.148	1:49.337	66	6.225	1:49.891	19	6.950	1:56.348	66	8.823	1:51.172
88	10.367	1:50.078	88	10.302	1:50.028	88	10.484	1:49.996	88	11.004	1:50.052	88	11.477	1:49.714
95	14.427	1:51.552	95	16.025	1:51.691	95	17.510	1:51.299	95	18.790	1:50.812	95	20.529	1:50.980
33	16.010	1:51.471	33	17.683	1:51.766	33	18.505	1:50.636	33	19.715	1:50.742	33	21.451	1:50.977
4	20.285	1:50.366	3	21.391	1:50.968	3	22.703	1:51.126	3	23.936	1:50.765	3	25.569	1:50.874
3	20.516	1:50.086	4	21.701	1:51.509	4	22.810	1:50.923	4	24.212	1:50.934	4	25.643	1:50.672
54	30.932	1:52.019	54	32.901	1:52.062	69	36.073	1:52.844	69	38.584	1:52.043	69	41.972	1:52.629
44	31.594	1:52.250	69	33.043	1:51.383	54	36.509	1:53.422	54	38.871	1:51.894	54	42.221	1:52.591
69	31.753	1:50.768	13	34.667	1:52.308	13	36.714	1:51.861	13	39.484	1:52.302	13	42.685	1:52.442
13	32.452	1:50.199	44	34.894	1:53.393	44	37.379	1:52.299	44	40.032	1:52.185	44	42.917	1:52.126
82	47.022	1:52.163	82	48.294	1:51.365	82	49.706	1:51.226	82	51.199	1:51.025	82	53.453	1:51.495

Weather / Track : Bright / Dry

Results can be found at [www.tsl-timing.com](http://www.tsl-timing.com)

Page 3 of 4

Oulton Park International  
Circuit Length = 2.6917 miles  
Start: 15:39 Flag 16:10 End: 16:12

Printed - 16:15 Saturday, 19 September 2015

# Caterham Raceday - Oulton Park - 19th September 2015

## Bookatrack.com Caterham Superlight R300 Champinship

### RACE 7 - LAP CHART

LAP 16 @ 16:09:09.013			LAP 17 @ 16:10:58.429		
NO	BEHIND	LAP TIME	NO	BEHIND	LAP TIME
78		1:49.398	78		1:49.416
46	0.331	1:48.696	46	0.048	1:49.133
18	1.919	1:49.372	18	2.066	1:49.563
16	2.782	1:48.943	16	6.775	1:53.409
32	6.330	1:49.572	32	6.891	1:49.977
19	6.845	1:49.108	19	7.003	1:49.574
66	9.379	1:49.954	66	10.836	1:50.873
88	12.162	1:50.083	88	12.538	1:49.792
95	22.901	1:51.770	95	25.295	1:51.810
33	24.594	1:52.541	33	27.396	1:52.218
3	26.838	1:50.667	3	27.882	1:50.460
4	28.871	1:52.626	4	30.379	1:50.924
69	45.778	1:53.204	69	50.230	1:53.868
54	46.085	1:53.262	54	50.360	1:53.691
44	46.413	1:52.894	44	50.791	1:53.794
13	46.714	1:53.427	13	52.454	1:55.156
82	55.669	1:51.614	82	58.068	1:51.815

Weather / Track : Bright / Dry

Results can be found at [www.tsl-timing.com](http://www.tsl-timing.com)

Page 4 of 4

Oulton Park International  
Circuit Length = 2.6917 miles  
Start: 15:39 Flag 16:10 End: 16:12

Printed - 16:15 Saturday, 19 September 2015

# Caterham Raceday - Oulton Park - 19th September 2015

## Bookatrack.com Caterham Superlight R300 Champinship

### RACE 7 - LAP ANALYSIS

DIFF = Difference To Personal Best Lap

P1 78 Danny Winstanley				
LAP	LAP TIME	DIFF	MPH	TIME OF DAY
1 -	1:54.109	5.492	84.92	15:41:46.117
2 -	<b>1:48.617 (1)</b>		<b>89.21</b>	<b>15:43:34.734</b>
3 -	1:49.463	0.846	88.52	15:45:24.197
4 -	1:49.158 (3)	0.541	88.77	15:47:13.355
5 -	1:49.883	1.266	88.18	15:49:03.238
6 -	1:49.682	1.065	88.35	15:50:52.920
7 -	1:49.873	1.256	88.19	15:52:42.793
8 -	1:49.076 (2)	0.459	88.84	15:54:31.869
9 -	1:49.499	0.882	88.49	15:56:21.368
10 -	1:49.635	1.018	88.38	15:58:11.003
11 -	1:49.932	1.315	88.14	16:00:00.935
12 -	1:50.093	1.476	88.02	16:01:51.028
13 -	1:49.814	1.197	88.24	16:03:40.842
14 -	1:49.532	0.915	88.47	16:05:30.374
15 -	1:49.241	0.624	88.70	16:07:19.615
16 -	1:49.398	0.781	88.57	16:09:09.013
17 -	1:49.416	0.799	88.56	16:10:58.429

P2 46 Jonathan Mortimer				
LAP	LAP TIME	DIFF	MPH	TIME OF DAY
1 -	2:01.033	12.545	80.06	15:41:53.041
2 -	1:49.554	1.066	88.45	15:43:42.595
3 -	1:48.961	0.473	88.93	15:45:31.556
4 -	<b>1:48.488 (1)</b>		<b>89.32</b>	<b>15:47:20.044</b>
5 -	1:49.954	1.466	88.13	15:49:09.998
6 -	1:49.067	0.579	88.84	15:50:59.065
7 -	1:49.134	0.646	88.79	15:52:48.199
8 -	1:48.844	0.356	89.03	15:54:37.043
9 -	1:48.936	0.448	88.95	15:56:25.979
10 -	1:49.006	0.518	88.89	15:58:14.985
11 -	1:49.133	0.645	88.79	16:00:04.118
12 -	1:48.782	0.294	89.08	16:01:52.900
13 -	1:48.693 (2)	0.205	89.15	16:03:41.593
14 -	1:50.345	1.857	87.81	16:05:31.938
15 -	1:48.710	0.222	89.13	16:07:20.648
16 -	1:48.696 (3)	0.208	89.15	16:09:09.344
17 -	1:49.133	0.645	88.79	16:10:58.477

P3 18 Sean Byrne				
LAP	LAP TIME	DIFF	MPH	TIME OF DAY
1 -	1:55.444	6.673	83.94	15:41:47.452
2 -	<b>1:48.771 (1)</b>		<b>89.08</b>	<b>15:43:36.223</b>
3 -	1:48.908 (2)	0.137	88.97	15:45:25.131
4 -	1:49.585	0.814	88.42	15:47:14.716
5 -	1:49.670	0.899	88.35	15:49:04.386
6 -	1:49.591	0.820	88.42	15:50:53.977
7 -	1:49.566	0.795	88.44	15:52:43.543
8 -	1:49.665	0.894	88.36	15:54:33.208
9 -	1:49.109 (3)	0.338	88.81	15:56:22.317
10 -	1:49.698	0.927	88.33	15:58:12.015
11 -	1:49.722	0.951	88.31	16:00:01.737
12 -	1:50.018	1.247	88.08	16:01:51.755
13 -	1:49.485	0.714	88.50	16:03:41.240
14 -	1:51.005	2.234	87.29	16:05:32.245
15 -	1:49.315	0.544	88.64	16:07:21.560
16 -	1:49.372	0.601	88.60	16:09:10.932
17 -	1:49.563	0.792	88.44	16:11:00.495

DIFF = Difference To Personal Best Lap

P4 16 David Robinson				
LAP	LAP TIME	DIFF	MPH	TIME OF DAY
1 -	1:54.518	6.205	84.61	15:41:46.526
2 -	<b>1:48.313 (1)</b>		<b>89.46</b>	<b>15:43:34.839</b>
3 -	1:49.370	1.057	88.60	15:45:24.209
4 -	1:50.425	2.112	87.75	15:47:14.634
5 -	1:48.878 (2)	0.565	89.00	15:49:03.512
6 -	1:49.788	1.475	88.26	15:50:53.300
7 -	1:49.608	1.295	88.40	15:52:42.908
8 -	1:49.576	1.263	88.43	15:54:32.484
9 -	1:49.020	0.707	88.88	15:56:21.504
10 -	1:49.574	1.261	88.43	15:58:11.078
11 -	1:50.082	1.769	88.02	16:00:01.160
12 -	1:50.044	1.731	88.05	16:01:51.204
13 -	1:49.914	1.601	88.16	16:03:41.118
14 -	1:52.622	4.309	86.04	16:05:33.740
15 -	1:49.112	0.799	88.81	16:07:22.852
16 -	1:48.943 (3)	0.630	88.94	16:09:11.795
17 -	1:53.409	5.096	85.44	16:11:05.204

P5 32 Lee Wiggins				
LAP	LAP TIME	DIFF	MPH	TIME OF DAY
1 -	2:00.517	11.814	80.40	15:41:52.525
2 -	1:50.275	1.572	87.87	15:43:42.800
3 -	1:49.445	0.742	88.54	15:45:32.245
4 -	1:49.056 (3)	0.353	88.85	15:47:21.301
5 -	1:49.733	1.030	88.30	15:49:11.034
6 -	1:49.666	0.963	88.36	15:51:00.700
7 -	1:48.951 (2)	0.248	88.94	15:52:49.651
8 -	<b>1:48.703 (1)</b>		<b>89.14</b>	<b>15:54:38.354</b>
9 -	1:49.728	1.025	88.31	15:56:28.082
10 -	1:49.462	0.759	88.52	15:58:17.544
11 -	1:49.633	0.930	88.38	16:00:07.177
12 -	1:49.625	0.922	88.39	16:01:56.802
13 -	1:49.874	1.171	88.19	16:03:46.676
14 -	1:49.786	1.083	88.26	16:05:36.462
15 -	1:49.309	0.606	88.65	16:07:25.771
16 -	1:49.572	0.869	88.43	16:09:15.343
17 -	1:49.977	1.274	88.11	16:11:05.320

P6 19 Aaron Head				
LAP	LAP TIME	DIFF	MPH	TIME OF DAY
1 -	1:53.758	5.191	85.18	15:41:45.766
2 -	1:48.904 (2)	0.337	88.98	15:43:34.670
3 -	1:49.389	0.822	88.58	15:45:24.059
4 -	1:49.526	0.959	88.47	15:47:13.585
5 -	1:49.592	1.025	88.42	15:49:03.177
6 -	1:49.936	1.369	88.14	15:50:53.113
7 -	1:49.977	1.410	88.11	15:52:43.090
8 -	1:49.859	1.292	88.20	15:54:32.949
9 -	<b>1:48.567 (1)</b>		<b>89.25</b>	<b>15:56:21.516</b>
10 -	1:49.916	1.349	88.16	15:58:11.432
11 -	1:49.715	1.148	88.32	16:00:01.147
12 -	1:50.043	1.476	88.06	16:01:51.190
13 -	1:49.786	1.219	88.26	16:03:40.976
14 -	1:56.348	7.781	83.28	16:05:37.324
15 -	1:49.426	0.859	88.55	16:07:26.750
16 -	1:49.108 (3)	0.541	88.81	16:09:15.858
17 -	1:49.574	1.007	88.43	16:11:05.432

Weather / Track : Bright / Dry

Oulton Park International  
Circuit Length = 2.6917 miles  
Start: 15:39 Flag 16:10 End: 16:12



# Caterham Raceday - Oulton Park - 19th September 2015

## Bookatrack.com Caterham Superlight R300 Champinship

### RACE 7 - LAP ANALYSIS

DIFF = Difference To Personal Best Lap

P7 66 Paul Thacker				
LAP	LAP TIME	DIFF	MPH	TIME OF DAY
1 -	1:56.585	7.393	83.11	15:41:48.593
2 -	1:49.381 (3)	0.189	88.59	15:43:37.974
3 -	1:50.218	1.026	87.92	15:45:28.192
4 -	1:50.221	1.029	87.91	15:47:18.413
5 -	1:50.113	0.921	88.00	15:49:08.526
6 -	1:50.437	1.245	87.74	15:50:58.963
7 -	1:50.111	0.919	88.00	15:52:49.074
<b>8 -</b>	<b>1:49.192 (1)</b>		<b>88.74</b>	<b>15:54:38.266</b>
9 -	1:50.090	0.898	88.02	15:56:28.356
10 -	1:49.725	0.533	88.31	15:58:18.081
11 -	1:49.758	0.566	88.28	16:00:07.839
12 -	1:49.337 (2)	0.145	88.62	16:01:57.176
13 -	1:49.891	0.699	88.18	16:03:47.067
14 -	1:50.199	1.007	87.93	16:05:37.266
15 -	1:51.172	1.980	87.16	16:07:28.438
16 -	1:49.954	0.762	88.13	16:09:18.392
17 -	1:50.873	1.681	87.40	16:11:09.265

P8 88 Matt Dyer				
LAP	LAP TIME	DIFF	MPH	TIME OF DAY
1 -	1:56.973	7.406	82.84	15:41:48.981
2 -	1:50.390	0.823	87.78	15:43:39.371
3 -	1:49.581 (2)	0.014	88.43	15:45:28.952
4 -	1:50.541	0.974	87.66	15:47:19.493
5 -	1:50.860	1.293	87.41	15:49:10.353
6 -	1:50.859	1.292	87.41	15:51:01.212
7 -	1:49.860	0.293	88.20	15:52:51.072
<b>8 -</b>	<b>1:49.567 (1)</b>		<b>88.44</b>	<b>15:54:40.639</b>
9 -	1:50.538	0.971	87.66	15:56:31.177
10 -	1:50.047	0.480	88.05	15:58:21.224
11 -	1:50.078	0.511	88.03	16:00:11.302
12 -	1:50.028	0.461	88.07	16:02:01.330
13 -	1:49.996	0.429	88.09	16:03:51.326
14 -	1:50.052	0.485	88.05	16:05:41.378
15 -	1:49.714 (3)	0.147	88.32	16:07:31.092
16 -	1:50.083	0.516	88.02	16:09:21.175
17 -	1:49.792	0.225	88.26	16:11:10.967

P9 95 Jason Redding				
LAP	LAP TIME	DIFF	MPH	TIME OF DAY
1 -	1:56.560	6.716	83.13	15:41:48.568
2 -	1:50.216 (2)	0.372	87.92	15:43:38.784
<b>3 -</b>	<b>1:49.844 (1)</b>		<b>88.21</b>	<b>15:45:28.628</b>
4 -	1:50.654	0.810	87.57	15:47:19.282
5 -	1:50.840	0.996	87.42	15:49:10.122
6 -	1:51.006	1.162	87.29	15:51:01.128
7 -	1:50.758	0.914	87.49	15:52:51.886
8 -	1:50.583 (3)	0.739	87.63	15:54:42.469
9 -	1:50.603	0.759	87.61	15:56:33.072
10 -	1:50.738	0.894	87.50	15:58:23.810
11 -	1:51.552	1.708	86.86	16:00:15.362
12 -	1:51.691	1.847	86.76	16:02:07.053
13 -	1:51.299	1.455	87.06	16:03:58.352
14 -	1:50.812	0.968	87.44	16:05:49.164
15 -	1:50.980	1.136	87.31	16:07:40.144
16 -	1:51.770	1.926	86.69	16:09:31.914
17 -	1:51.810	1.966	86.66	16:11:23.724

DIFF = Difference To Personal Best Lap

P10 33 David McGilvray				
LAP	LAP TIME	DIFF	MPH	TIME OF DAY
1 -	1:57.640	7.552	82.37	15:41:49.648
2 -	1:50.177 (2)	0.089	87.95	15:43:39.825
<b>3 -</b>	<b>1:50.088 (1)</b>		<b>88.02</b>	<b>15:45:29.913</b>
4 -	1:50.593 (3)	0.505	87.62	15:47:20.506
5 -	1:50.794	0.706	87.46	15:49:11.300
6 -	1:50.659	0.571	87.56	15:51:01.959
7 -	1:50.731	0.643	87.51	15:52:52.690
8 -	1:50.906	0.818	87.37	15:54:43.596
9 -	1:50.870	0.782	87.40	15:56:34.466
10 -	1:51.008	0.920	87.29	15:58:25.474
11 -	1:51.471	1.383	86.93	16:00:16.945
12 -	1:51.766	1.678	86.70	16:02:08.711
13 -	1:50.636	0.548	87.58	16:03:59.347
14 -	1:50.742	0.654	87.50	16:05:50.089
15 -	1:50.977	0.889	87.31	16:07:41.066
16 -	1:52.541	2.453	86.10	16:09:33.607
17 -	1:52.218	2.130	86.35	16:11:25.825

P11 3 Keith Ashworth				
LAP	LAP TIME	DIFF	MPH	TIME OF DAY
1 -	2:01.503	11.645	79.75	15:41:53.511
2 -	1:51.298	1.440	87.06	15:43:44.809
3 -	1:52.267	2.409	86.31	15:45:37.076
4 -	1:51.863	2.005	86.62	15:47:28.939
5 -	1:50.773	0.915	87.47	15:49:19.712
6 -	1:50.613	0.755	87.60	15:51:10.325
7 -	1:50.777	0.919	87.47	15:53:01.102
8 -	1:50.295	0.437	87.85	15:54:51.397
<b>9 -</b>	<b>1:49.858 (1)</b>		<b>88.20</b>	<b>15:56:41.255</b>
10 -	1:50.110 (3)	0.252	88.00	15:58:31.365
11 -	1:50.086 (2)	0.228	88.02	16:00:21.451
12 -	1:50.968	1.110	87.32	16:02:12.419
13 -	1:51.126	1.268	87.20	16:04:03.545
14 -	1:50.765	0.907	87.48	16:05:54.310
15 -	1:50.874	1.016	87.40	16:07:45.184
16 -	1:50.667	0.809	87.56	16:09:35.851
17 -	1:50.460	0.602	87.72	16:11:26.311

P12 4 Jeremy Ellis				
LAP	LAP TIME	DIFF	MPH	TIME OF DAY
1 -	2:01.559	11.329	79.71	15:41:53.567
2 -	1:50.414	0.184	87.76	15:43:43.981
3 -	1:52.744	2.514	85.95	15:45:36.725
4 -	1:50.797	0.567	87.46	15:47:27.522
5 -	1:50.427	0.197	87.75	15:49:17.949
6 -	1:51.470	1.240	86.93	15:51:09.419
7 -	1:50.294 (3)	0.064	87.85	15:52:59.713
8 -	1:50.258 (2)	0.028	87.88	15:54:49.971
<b>9 -</b>	<b>1:50.230 (1)</b>		<b>87.91</b>	<b>15:56:40.201</b>
10 -	1:50.653	0.423	87.57	15:58:30.854
11 -	1:50.366	0.136	87.80	16:00:21.220
12 -	1:51.509	1.279	86.90	16:02:12.729
13 -	1:50.923	0.693	87.36	16:04:03.652
14 -	1:50.934	0.704	87.35	16:05:54.586
15 -	1:50.672	0.442	87.55	16:07:45.258
16 -	1:52.626	2.396	86.04	16:09:37.884
17 -	1:50.924	0.694	87.36	16:11:28.808

Weather / Track : Bright / Dry

Oulton Park International  
Circuit Length = 2.6917 miles  
Start: 15:39 Flag 16:10 End: 16:12

# Caterham Raceday - Oulton Park - 19th September 2015

## Bookatrack.com Caterham Superlight R300 Champinship

### RACE 7 - LAP ANALYSIS

DIFF = Difference To Personal Best Lap

<b>P13 69 Stephen Collins</b>				
LAP	LAP TIME	DIFF	MPH	TIME OF DAY
1 -	2:03.116	12.348	78.70	15:41:55.124
2 -	1:54.024	3.256	84.98	15:43:49.148
3 -	1:51.891	1.123	86.60	15:45:41.039
4 -	1:52.165	1.397	86.39	15:47:33.204
5 -	1:51.415	0.647	86.97	15:49:24.619
6 -	1:51.029 (3)	0.261	87.27	15:51:15.648
7 -	1:51.711	0.943	86.74	15:53:07.359
8 -	1:51.937	1.169	86.57	15:54:59.296
9 -	1:51.644	0.876	86.79	15:56:50.940
10 -	1:50.980 (2)	0.212	87.31	15:58:41.920
11 -	<b>1:50.768 (1)</b>		<b>87.48</b>	<b>16:00:32.688</b>
12 -	1:51.383	0.615	87.00	16:02:24.071
13 -	1:52.844	2.076	85.87	16:04:16.915
14 -	1:52.043	1.275	86.48	16:06:08.958
15 -	1:52.629	1.861	86.03	16:08:01.587
16 -	1:53.204	2.436	85.60	16:09:54.791
17 -	1:53.868	3.100	85.10	16:11:48.659

<b>P14 54 Brent Millage</b>				
LAP	LAP TIME	DIFF	MPH	TIME OF DAY
1 -	1:59.073	7.599	81.38	15:41:51.081
2 -	1:52.000	0.526	86.52	15:43:43.081
3 -	1:53.328	1.854	85.50	15:45:36.409
4 -	1:52.421	0.947	86.19	15:47:28.830
5 -	1:51.672 (3)	0.198	86.77	15:49:20.502
6 -	1:51.628 (2)	0.154	86.80	15:51:12.130
7 -	1:51.740	0.266	86.72	15:53:03.870
8 -	<b>1:51.474 (1)</b>		<b>86.92</b>	<b>15:54:55.344</b>
9 -	1:52.113	0.639	86.43	15:56:47.457
10 -	1:52.391	0.917	86.22	15:58:39.848
11 -	1:52.019	0.545	86.50	16:00:31.867
12 -	1:52.062	0.588	86.47	16:02:23.929
13 -	1:53.422	1.948	85.43	16:04:17.351
14 -	1:51.894	0.420	86.60	16:06:09.245
15 -	1:52.591	1.117	86.06	16:08:01.836
16 -	1:53.262	1.788	85.55	16:09:55.098
17 -	1:53.691	2.217	85.23	16:11:48.789

<b>P15 44 John Whitehouse</b>				
LAP	LAP TIME	DIFF	MPH	TIME OF DAY
1 -	1:59.934	9.365	80.79	15:41:51.942
2 -	<b>1:50.569 (1)</b>		<b>87.64</b>	<b>15:43:42.511</b>
3 -	1:54.646	4.077	84.52	15:45:37.157
4 -	1:52.432	1.863	86.18	15:47:29.589
5 -	1:52.357	1.788	86.24	15:49:21.946
6 -	1:51.194 (3)	0.625	87.14	15:51:13.140
7 -	1:51.055 (2)	0.486	87.25	15:53:04.195
8 -	1:51.445	0.876	86.95	15:54:55.640
9 -	1:52.166	1.597	86.39	15:56:47.806
10 -	1:52.473	1.904	86.15	15:58:40.279
11 -	1:52.250	1.681	86.32	16:00:32.529
12 -	1:53.393	2.824	85.45	16:02:25.922
13 -	1:52.299	1.730	86.29	16:04:18.221
14 -	1:52.185	1.616	86.37	16:06:10.406
15 -	1:52.126	1.557	86.42	16:08:02.532
16 -	1:52.894	2.325	85.83	16:09:55.426
17 -	1:53.794	3.225	85.15	16:11:49.220

DIFF = Difference To Personal Best Lap

<b>P16 13 Stuart Simpson</b>				
LAP	LAP TIME	DIFF	MPH	TIME OF DAY
1 -	2:02.671	12.805	78.99	15:41:54.679
2 -	2:04.135	14.269	78.06	15:43:58.814
3 -	1:50.709	0.843	87.53	15:45:49.523
4 -	1:51.045	1.179	87.26	15:47:40.568
5 -	1:50.750	0.884	87.49	15:49:31.318
6 -	1:50.393	0.527	87.78	15:51:21.711
7 -	1:50.774	0.908	87.47	15:53:12.485
8 -	1:50.361 (3)	0.495	87.80	15:55:02.846
9 -	1:50.476	0.610	87.71	15:56:53.322
10 -	<b>1:49.866 (1)</b>		<b>88.20</b>	<b>15:58:43.188</b>
11 -	1:50.199 (2)	0.333	87.93	16:00:33.387
12 -	1:52.308	2.442	86.28	16:02:25.695
13 -	1:51.861	1.995	86.62	16:04:17.556
14 -	1:52.302	2.436	86.28	16:06:09.858
15 -	1:52.442	2.576	86.18	16:08:02.300
16 -	1:53.427	3.561	85.43	16:09:55.727
17 -	1:55.156	5.290	84.15	16:11:50.883

<b>P17 82 Stewart Calder</b>				
LAP	LAP TIME	DIFF	MPH	TIME OF DAY
1 -	2:02.415	11.390	79.16	15:41:54.423
2 -	2:04.139	13.114	78.06	15:43:58.562
3 -	1:51.531	0.506	86.88	15:45:50.093
4 -	1:53.655	2.630	85.26	15:47:43.748
5 -	1:52.156	1.131	86.40	15:49:35.904
6 -	1:52.089	1.064	86.45	15:51:27.993
7 -	1:52.246	1.221	86.33	15:53:20.239
8 -	1:52.109	1.084	86.43	15:55:12.348
9 -	1:51.791	0.766	86.68	15:57:04.139
10 -	1:51.655	0.630	86.78	15:58:55.794
11 -	1:52.163	1.138	86.39	16:00:47.957
12 -	1:51.365 (3)	0.340	87.01	16:02:39.322
13 -	1:51.226 (2)	0.201	87.12	16:04:30.548
14 -	<b>1:51.025 (1)</b>		<b>87.28</b>	<b>16:06:21.573</b>
15 -	1:51.495	0.470	86.91	16:08:13.068
16 -	1:51.614	0.589	86.82	16:10:04.682
17 -	1:51.815	0.790	86.66	16:11:56.497

<b>P18 55 Steve Ruston</b>				
LAP	LAP TIME	DIFF	MPH	TIME OF DAY
1 -	1:58.397 (2)	7.093	81.84	15:41:50.405
2 -	<b>1:51.304 (1)</b>		<b>87.06</b>	<b>15:43:41.709</b>

Weather / Track : Bright / Dry

Oulton Park International  
Circuit Length = 2.6917 miles  
Start: 15:39 Flag 16:10 End: 16:12