



CATERHAM MOTORSPORT

Brands Hatch GP

1st/2nd August 2015

ROUND 9 & 10

R300-S





BookaTrack.com CATERHAM SUPERLIGHT R300 CHAMPIONSHIP

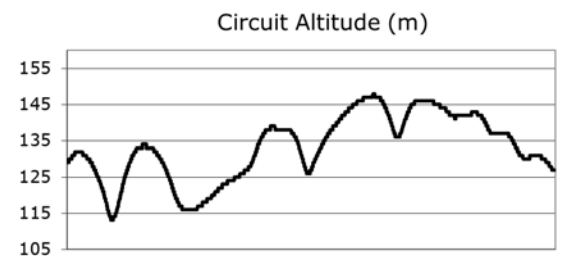
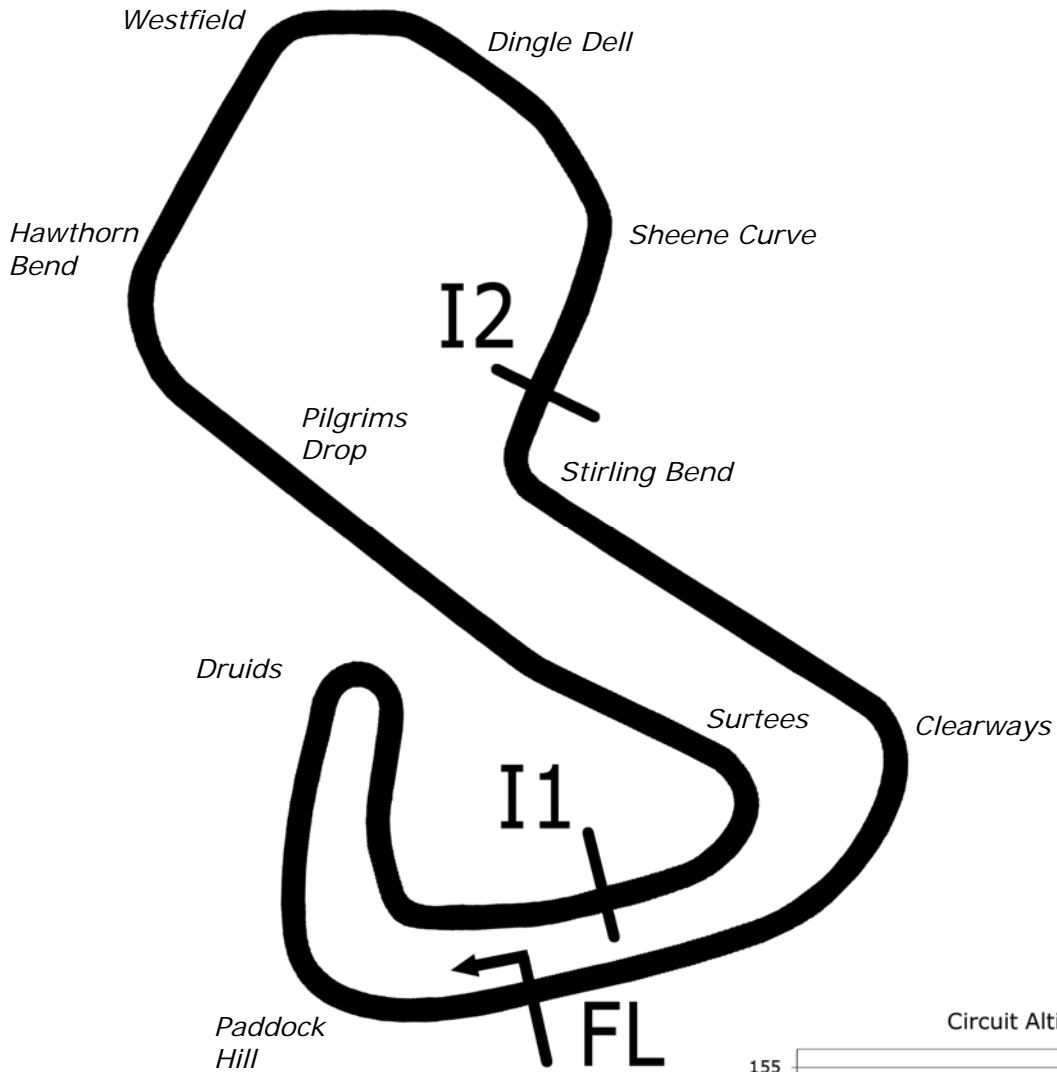
Brands Hatch GP

1st & 2nd August 2015



Results Provided by Timing Solutions Ltd
www.tsl-timing.com

Brands Hatch GP



Length	2.4332 miles	3916.0 m	
FL		51.36032 N	0.26032 E
I1	1116m	51.35934 N	0.25955 E
I2	2928m	51.35532 N	0.26250 E
Pit Entry	3646m	51.35911 N	0.25743 E
Pit Exit	26m after FL	51.36027 N	0.26078 E
Pit Entry-Pit Exit 277m, 19.9s @50kph, 16.6s @60kph			

All results available at www.tsl-timing.com

BookaTrack.com Caterham Superlight R300 Championship
QUALIFYING - RACE 3 - CLASSIFICATION

POS	NO	NAME	ENTRY	TIME	ON	LAPS	GAP	DIFF	MPH
1	16	David ROBINSON	Caterham Superlight R300	1:36.091	6	6			91.16
2	46	Jonathan MORTIMER	Caterham Superlight R300	1:36.553	3	9	0.462	0.462	90.72
3	19	Aaron HEAD	Caterham Superlight R300	1:36.923	7	8	0.832	0.370	90.37
4	18	Sean BYRNE	Caterham Superlight R300	1:37.072	11	12	0.981	0.149	90.24
5	32	Lee WIGGINS	Caterham Superlight R300	1:37.174	5	11	1.083	0.102	90.14
6	66	Paul THACKER	Caterham Superlight R300	1:37.442	7	10	1.351	0.268	89.89
7	88	Matt DYER	Caterham Superlight R300	1:37.553	4	10	1.462	0.111	89.79
8	55	Steve RUSTON	Caterham Superlight R300	1:37.599	4	12	1.508	0.046	89.75
9	33	David MCGILVRAY	Caterham Superlight R301	1:37.687	4	12	1.596	0.088	89.67
10	13	Stuart SIMPSON	Caterham Superlight R300	1:37.776	5	12	1.685	0.089	89.59
11	82	Stewart CALDER	Caterham Superlight R300	1:38.165	6	12	2.074	0.389	89.23
12	4	Jeremy ELLIS	Caterham Superlight R300	1:38.184	12	12	2.093	0.019	89.21
13	8	Danny KILLEEN	Caterham Superlight R300	1:38.325	3	12	2.234	0.141	89.09
14	17	Paul O REILLY	Caterham Superlight R300	1:38.519	7	12	2.428	0.194	88.91
15	44	John WHITEHOUSE	Caterham Superlight R300	1:38.572	6	12	2.481	0.053	88.86
16	3	Keith ASHWORTH	Caterham Superlight R300	1:38.778	5	12	2.687	0.206	88.68
17	69	Stephen COLLINS	Caterham Superlight R300	1:39.060	6	12	2.969	0.282	88.42

Weather / Track : Bright / Dry

These results are provisional until the conclusion of any judicial and technical matters.

Brands Hatch GP

Circuit Length = 2.4332 miles

Start: 11:40 Flag 12:00 End: 12:01

Clerk Of Course :

Timekeeper :

BookaTrack.com Caterham Superlight R300 Championship

QUALIFYING - RACE 3 - SECTOR ANALYSIS

SECTOR 1 = FL to I1, SECTOR 2 = I1 to I2, SECTOR 3 = I2 to FL, DIFF = Difference To Personal Best Lap

P1 16		David ROBINSON					Caterham Superlight R300				
IDEAL LAP TIME : 1:35.563		BEST LAP TIME : 1:36.091			DIFFERENCE : 0.528						
LAP	SECTOR 1	SECTOR 2		SECTOR 3		LAP TIME	MPH	DIFF	TIME OF DAY		
1 -	OUTLAP	63.3	49.133	85.9	23.332	122.2	1:51.834	78.32	15.743	11:42:42.375	
2 -	30.460	99.8	51.673	26.5	27.393	122.6	1:49.526	79.97	13.435	11:44:31.901	
3 -	30.183	102.4	47.198	76.8	23.713	122.6	1:41.094	86.65	5.003	11:46:12.995	
4 -	29.915	102.9	43.203	90.8	23.256	118.3	1:36.374 (2)	90.89	0.283	11:47:49.369	
5 -	34.087	99.2	42.816	92.1	23.125	120.0	1:40.028 (3)	87.57	3.937	11:49:29.397	
6 -	30.124	102.4	42.523	93.5	23.444	122.0	1:36.091 (1)	91.16		11:51:05.488	

P2 46		Jonathan MORTIMER					Caterham Superlight R300				
IDEAL LAP TIME : 1:36.246		BEST LAP TIME : 1:36.553			DIFFERENCE : 0.307						
LAP	SECTOR 1	SECTOR 2		SECTOR 3		LAP TIME	MPH	DIFF	TIME OF DAY		
1 -	OUTLAP	95.0	44.831	86.7	23.382	120.6	1:43.610	84.54	7.057	11:42:35.045	
2 -	30.425	99.5	43.340	86.4	23.315	120.4	1:37.080 (3)	90.23	0.527	11:44:12.125	
3 -	30.275	101.8	43.363	92.8	22.915	123.3	1:36.553 (1)	90.72		11:45:48.678	
4 -	30.121	101.6	43.210	86.3	23.378	122.9	1:36.709 (2)	90.57	0.156	11:47:25.387	
5 -	32.396	81.5	46.616	88.8	23.218	122.0	1:42.230	85.68	5.677	11:49:07.617	
6 -	30.947	100.0	43.376	88.3	23.251	115.7	1:37.574	89.77	1.021	11:50:45.191	
7 -	36.114	73.2	45.016	87.3	23.382	122.4	1:44.512	83.81	7.959	11:52:29.703	
8 -	32.901	67.8	1:00.984	56.4	31.538	120.2	2:05.423	69.84	28.870	11:54:35.126	
9 -	33.872	78.5	44.754	86.1	23.657	121.3	1:42.283	85.64	5.730	11:56:17.409	

P3 19		Aaron HEAD					Caterham Superlight R300				
IDEAL LAP TIME : 1:36.840		BEST LAP TIME : 1:36.923			DIFFERENCE : 0.083						
LAP	SECTOR 1	SECTOR 2		SECTOR 3		LAP TIME	MPH	DIFF	TIME OF DAY		
1 -	OUTLAP	63.6	46.207	88.0	23.656	119.6	1:48.372	80.83	11.449	11:42:40.501	
2 -	30.957	98.9	50.932	36.9	27.449	118.3	1:49.338	80.11	12.415	11:44:29.839	
3 -	30.746	99.5	46.488	84.3	24.443	117.5	1:41.677	86.15	4.754	11:46:11.516	
4 -	30.574	99.5	43.583	86.8	24.252	121.1	1:38.409	89.01	1.486	11:47:49.925	
5 -	30.258	100.4	43.566	91.5	23.338	118.1	1:37.162 (2)	90.15	0.239	11:49:27.087	
6 -	30.332	100.3	43.807	91.6	24.203	121.1	1:38.342 (3)	89.07	1.419	11:51:05.429	
7 -	30.341	99.1	43.250	92.6	23.332	117.7	1:36.923 (1)	90.37		11:52:42.352	
8 -	31.539	81.1	49.233	58.8	31.702	98.5	1:52.474	77.88	15.551	11:54:34.826	

P4 18		Sean BYRNE					Caterham Superlight R300				
IDEAL LAP TIME : 1:36.671		BEST LAP TIME : 1:37.072			DIFFERENCE : 0.401						
LAP	SECTOR 1	SECTOR 2		SECTOR 3		LAP TIME	MPH	DIFF	TIME OF DAY		
1 -	OUTLAP	62.4	46.741	87.9	23.124	122.4	1:48.134	81.00	11.062	11:42:40.793	
2 -	30.855	99.4	50.326	38.1	29.203	122.2	1:50.384	79.35	13.312	11:44:31.177	
3 -	30.216	102.2	47.058	73.5	24.108	120.0	1:41.382	86.40	4.310	11:46:12.559	
4 -	30.190	101.6	43.726	91.3	23.874	124.0	1:37.790	89.57	0.718	11:47:50.349	
5 -	30.446	102.7	43.743	86.2	23.251	121.1	1:37.440 (3)	89.89	0.368	11:49:27.789	
6 -	30.298	101.2	43.374	89.3	23.498	118.3	1:37.170 (2)	90.14	0.098	11:51:04.959	
7 -	32.539	99.4	43.589	88.8	23.214	120.2	1:39.342	88.17	2.270	11:52:44.301	
8 -	30.323	101.3	48.298	49.1	33.171	117.5	1:51.792	78.35	14.720	11:54:36.093	
9 -	33.645	60.6	47.227	83.4	24.390	117.1	1:45.262	83.21	8.190	11:56:21.355	
10 -	31.871	92.5	45.147	85.7	23.308	119.6	1:40.326	87.31	3.254	11:58:01.681	
11 -	30.406	99.8	43.559	89.3	23.107	122.0	1:37.072 (1)	90.24		11:59:38.753	
12 -	30.811	99.2	50.406	73.6	24.368	118.3	1:45.585	82.96	8.513	12:01:24.338	

P5 32		Lee WIGGINS					Caterham Superlight R300				
IDEAL LAP TIME : 1:36.875		BEST LAP TIME : 1:37.174			DIFFERENCE : 0.299						
LAP	SECTOR 1	SECTOR 2		SECTOR 3		LAP TIME	MPH	DIFF	TIME OF DAY		
1 -	OUTLAP	88.8	44.724	89.2	23.307	120.2	1:44.958	83.46	7.784	11:42:32.979	
2 -	30.494	100.6	44.436	90.0	23.008	121.3	1:37.938 (3)	89.44	0.764	11:44:10.917	
3 -	30.337	101.6	1:04.917	80.7	IN PIT		3:20.274 P	43.73	1:43.100	11:47:31.191	
4 -	OUTLAP	96.9	45.619	92.0	23.807	118.3	1:41.979	85.89	4.805	11:49:13.170	
5 -	30.615	100.9	43.674	91.9	22.885	123.1	1:37.174 (1)	90.14		11:50:50.344	

Weather / Track : Bright / Dry

Brands Hatch GP

Circuit Length = 2.4332 miles

Start: 11:40 Flag 12:00 End: 12:01

BookaTrack.com Caterham Superlight R300 Championship

QUALIFYING - RACE 3 - SECTOR ANALYSIS

SECTOR 1 = FL to I1, SECTOR 2 = I1 to I2, SECTOR 3 = I2 to FL, DIFF = Difference To Personal Best Lap

6 -	30.468	101.9	44.560	87.0	23.416	117.3	1:38.444	88.98	1.270	11:52:28.788
7 -	30.556	100.1	44.011	81.3	24.267	117.1	1:38.834	88.63	1.660	11:54:07.622
8 -	30.538	100.4	44.082	92.9	26.095	105.0	1:40.715	86.97	3.541	11:55:48.337
9 -	34.508	85.1	46.450	90.9	23.502	120.0	1:44.460	83.85	7.286	11:57:32.797
10 -	30.316	101.6	43.887	90.5	23.265	120.2	1:37.468 (2)	89.87	0.294	11:59:10.265
11 -	30.879	101.0	43.774	89.3	23.636	118.1	1:38.289	89.12	1.115	12:00:48.554

P6	66	Paul THACKER					Caterham Superlight R300				
IDEAL LAP TIME : 1:37.036			BEST LAP TIME : 1:37.442			DIFFERENCE : 0.406					
LAP	SECTOR 1	SECTOR 2	SECTOR 3	LAP TIME	MPH	DIFF	TIME OF DAY				
1 -	OUTLAP	63.6	47.185	84.7	23.833	120.0	1:48.574	80.68	11.132	11:42:42.332	
2 -	30.867	100.9	49.651	35.1	27.535	120.4	1:48.053	81.06	10.611	11:44:30.385	
3 -	30.688	101.2	46.581	73.5	24.018	117.9	1:41.287	86.48	3.845	11:46:11.672	
4 -	30.814	99.7	43.883	91.3	23.719	123.8	1:38.416	89.00	0.974	11:47:50.088	
5 -	30.479	102.1	43.733	86.8	23.456	119.6	1:37.668 (2)	89.68	0.226	11:49:27.756	
6 -	30.625	102.2	43.529	90.5	23.969	122.6	1:38.123 (3)	89.27	0.681	11:51:05.879	
7 -	30.661	99.5	43.376	91.3	23.405	119.8	1:37.442 (1)	89.89		11:52:43.321	
8 -	30.461	100.0	48.175	56.9	IN PIT		3:21.161 P	43.54	1:43.719	11:56:04.482	
9 -	OUTLAP	57.7	44.957	91.1	23.199	122.6	1:47.115	81.77	9.673	11:57:51.597	
10 -	30.468	99.5	44.214	89.2	23.790	118.1	1:38.472	88.95	1.030	11:59:30.069	

P7	88	Matt DYER					Caterham Superlight R300				
IDEAL LAP TIME : 1:37.188			BEST LAP TIME : 1:37.553			DIFFERENCE : 0.365					
LAP	SECTOR 1	SECTOR 2	SECTOR 3	LAP TIME	MPH	DIFF	TIME OF DAY				
1 -	OUTLAP	89.5	46.253	80.9	23.744	120.6	1:46.731	82.07	9.178	11:42:36.024	
2 -	30.736	99.7	44.004	91.6	23.376	121.1	1:38.116	89.28	0.563	11:44:14.140	
3 -	30.541	101.0	43.515	88.5	23.647	122.0	1:37.703 (2)	89.65	0.150	11:45:51.843	
4 -	30.534	100.6	43.781	88.6	23.238	123.3	1:37.553 (1)	89.79		11:47:29.396	
5 -	30.435	98.2	43.992	94.9	23.367	120.2	1:37.794 (3)	89.57	0.241	11:49:07.190	
6 -	30.723	98.9	43.630	87.1	23.637	118.3	1:37.990	89.39	0.437	11:50:45.180	
7 -	30.692	97.3	48.315	64.9	26.161	121.1	1:45.168	83.29	7.615	11:52:30.348	
8 -	31.223	94.6	54.754	75.0	24.003	117.9	1:49.980	79.64	12.427	11:54:20.328	
9 -	31.696	81.9	1:02.894	83.2	26.882	120.0	2:01.472	72.11	23.919	11:56:21.800	
10 -	30.682	100.1	44.647	89.0	23.573	118.5	1:38.902	88.57	1.349	11:58:00.702	

P8	55	Steve RUSTON					Caterham Superlight R300				
IDEAL LAP TIME : 1:37.274			BEST LAP TIME : 1:37.599			DIFFERENCE : 0.325					
LAP	SECTOR 1	SECTOR 2	SECTOR 3	LAP TIME	MPH	DIFF	TIME OF DAY				
1 -	OUTLAP	54.6	47.680	89.5	23.696	119.8	1:48.741	80.55	11.142	11:42:43.403	
2 -	31.094	98.2	49.185	33.9	27.000	122.6	1:47.279	81.65	9.680	11:44:30.682	
3 -	31.239	98.6	47.569	74.8	23.995	120.2	1:42.803	85.20	5.204	11:46:13.485	
4 -	30.432	99.5	43.755	92.8	23.412	119.4	1:37.599 (1)	89.75		11:47:51.084	
5 -	30.533	100.9	43.562	91.4	27.775	103.0	1:41.870	85.99	4.271	11:49:32.954	
6 -	31.688	98.8	43.966	87.9	23.280	122.9	1:38.934 (2)	88.54	1.335	11:51:11.888	
7 -	31.768	99.2	44.553	93.8	23.699	116.9	1:40.020	87.58	2.421	11:52:51.908	
8 -	31.415	97.8	49.198	91.6	24.661	116.7	1:45.274	83.20	7.675	11:54:37.182	
9 -	31.449	97.8	44.446	87.1	23.454	120.6	1:39.349	88.17	1.750	11:56:16.531	
10 -	31.150	99.4	44.376	86.3	23.412	121.7	1:38.938 (3)	88.53	1.339	11:57:55.469	
11 -	31.541	98.5	46.075	78.7	24.395	118.3	1:42.011	85.87	4.412	11:59:37.480	
12 -	31.316	94.3	48.029	64.9	25.682	95.1	1:45.027	83.40	7.428	12:01:22.507	

P9	33	David MCGILVRAY					Caterham Superlight R301				
IDEAL LAP TIME : 1:37.260			BEST LAP TIME : 1:37.687			DIFFERENCE : 0.427					
LAP	SECTOR 1	SECTOR 2	SECTOR 3	LAP TIME	MPH	DIFF	TIME OF DAY				
1 -	OUTLAP	89.9	46.660	76.7	23.973		1:46.993	81.87	9.306	11:42:29.353	
2 -	31.637	95.8	44.650	79.5	24.174	124.2	1:40.461	87.19	2.774	11:44:09.814	
3 -	31.114	95.8	43.784	85.3	23.492	119.8	1:38.390 (3)	89.03	0.703	11:45:48.204	
4 -	30.999	101.3	43.271	84.8	23.417	122.9	1:37.687 (1)	89.67		11:47:25.891	
5 -	31.478	96.6	44.676	79.3	23.759	116.5	1:39.913	87.67	2.226	11:49:05.804	
6 -	30.974	98.2	44.415	82.3	23.765		1:39.154	88.34	1.467	11:50:44.958	

Weather / Track : Bright / Dry

Brands Hatch GP

Circuit Length = 2.4332 miles

Start: 11:40 Flag 12:00 End: 12:01

BookaTrack.com Caterham Superlight R300 Championship

QUALIFYING - RACE 3 - SECTOR ANALYSIS

SECTOR 1 = FL to I1, SECTOR 2 = I1 to I2, SECTOR 3 = I2 to FL, DIFF = Difference To Personal Best Lap

7 -	31.349	97.6	45.953	54.2	28.846	120.0	1:46.148	82.52	8.461	11:52:31.106
8 -	31.060	100.0	43.986	84.9	23.680	119.8	1:38.726	88.72	1.039	11:54:09.832
9 -	30.906	98.8	43.783	79.7	24.013		1:38.702	88.75	1.015	11:55:48.534
10 -	31.296	91.8	46.554	83.8	24.277	118.1	1:42.127	85.77	4.440	11:57:30.661
11 -	30.816	98.8	44.083	83.5	23.173		1:38.072 (2)	89.32	0.385	11:59:08.733
12 -	31.659	96.2	45.151	82.0	23.661	110.7	1:40.471	87.18	2.784	12:00:49.204

P10 13		Stuart SIMPSON					Caterham Superlight R300				
IDEAL LAP TIME : 1:37.541		BEST LAP TIME : 1:37.776					DIFFERENCE : 0.235				
LAP	SECTOR 1	SECTOR 2		SECTOR 3		LAP TIME	MPH	DIFF	TIME OF DAY		
1 -	OUTLAP	51.4	1:00.177	69.4	24.611	118.1	2:11.013	66.86	33.237	11:43:09.512	
2 -	31.173	97.9	43.945	83.3	23.378	118.7	1:38.496	88.93	0.720	11:44:48.008	
3 -	30.722	99.8	47.696	70.6	24.552	118.1	1:42.970	85.07	5.194	11:46:30.978	
4 -	30.643	100.3	44.171	88.4	23.379	118.9	1:38.193	89.21	0.417	11:48:09.171	
5 -	30.666	100.0	43.676	88.1	23.434	119.1	1:37.776 (1)	89.59		11:49:46.947	
6 -	30.558	100.1	52.586	66.5	24.330	119.1	1:47.474	81.50	9.698	11:51:34.421	
7 -	30.855	99.5	44.039	86.4	23.571	118.9	1:38.465	88.96	0.689	11:53:12.886	
8 -	32.613	83.2	49.421	68.4	24.602	119.6	1:46.636	82.14	8.860	11:54:59.522	
9 -	30.715	99.2	43.830	89.3	23.372	119.4	1:37.917 (3)	89.46	0.141	11:56:37.439	
10 -	31.671	91.6	47.748	74.8	23.680	119.6	1:43.099	84.96	5.323	11:58:20.538	
11 -	30.754	99.2	43.754	85.3	23.307	119.8	1:37.815 (2)	89.55	0.039	11:59:58.353	
12 -	30.890	99.4	44.664	70.9	26.404	90.6	1:41.958	85.91	4.182	12:01:40.311	

P11 82		Stewart CALDER					Caterham Superlight R300				
IDEAL LAP TIME : 1:38.044		BEST LAP TIME : 1:38.165					DIFFERENCE : 0.121				
LAP	SECTOR 1	SECTOR 2		SECTOR 3		LAP TIME	MPH	DIFF	TIME OF DAY		
1 -	OUTLAP	76.9	49.955	77.6	24.695	118.3	1:52.160	78.10	13.995	11:42:48.151	
2 -	32.966	97.8	46.078	58.7	26.166	120.4	1:45.210	83.26	7.045	11:44:33.361	
3 -	33.597	86.7	47.281	80.0	24.188	117.5	1:45.066	83.37	6.901	11:46:18.427	
4 -	31.261	99.2	44.266	81.7	23.866	118.3	1:39.393	88.13	1.228	11:47:57.820	
5 -	30.873	99.8	44.109	86.1	23.558	119.1	1:38.540 (2)	88.89	0.375	11:49:36.360	
6 -	30.759	100.4	43.792	86.0	23.614	118.7	1:38.165 (1)	89.23		11:51:14.525	
7 -	30.968	100.1	43.921	77.1	25.457	118.9	1:40.346	87.29	2.181	11:52:54.871	
8 -	31.028	97.1	43.727	86.1	24.253	118.3	1:39.008	88.47	0.843	11:54:33.879	
9 -	31.051	97.5	44.034	85.0	23.654	119.1	1:38.739	88.71	0.574	11:56:12.618	
10 -	30.879	99.5	43.968	87.2	23.856	118.7	1:38.703 (3)	88.74	0.538	11:57:51.321	
11 -	31.269	100.1	44.045	82.4	23.681	123.5	1:38.995	88.48	0.830	11:59:30.316	
12 -	31.760	99.8	44.254	79.2	24.088	98.8	1:40.102	87.50	1.937	12:01:10.418	

P12 4		Jeremy ELLIS					Caterham Superlight R300				
IDEAL LAP TIME : 1:37.999		BEST LAP TIME : 1:38.184					DIFFERENCE : 0.185				
LAP	SECTOR 1	SECTOR 2		SECTOR 3		LAP TIME	MPH	DIFF	TIME OF DAY		
1 -	OUTLAP	87.2	47.513	85.3	24.188	122.4	1:47.942	81.15	9.758	11:42:28.853	
2 -	30.968	98.1	43.961	90.0	23.746	117.3	1:38.675	88.77	0.491	11:44:07.528	
3 -	31.008	97.8	44.193	89.4	23.458	117.7	1:38.659 (3)	88.78	0.475	11:45:46.187	
4 -	31.451	98.9	44.075	88.5	23.687	118.7	1:39.213	88.29	1.029	11:47:25.400	
5 -	31.849	95.7	45.130	82.2	23.734	120.9	1:40.713	86.97	2.529	11:49:06.113	
6 -	30.986	100.1	43.814	90.5	23.867	117.1	1:38.667	88.78	0.483	11:50:44.780	
7 -	31.296	98.8	44.056	89.5	23.525	117.3	1:38.877	88.59	0.693	11:52:23.657	
8 -	30.857	98.6	44.029	88.5	23.470	117.9	1:38.356 (2)	89.06	0.172	11:54:02.013	
9 -	31.391	98.3	44.490	91.0	23.537	118.1	1:39.418	88.11	1.234	11:55:41.431	
10 -	30.886	97.8	44.341	89.7	23.791	118.1	1:39.018	88.46	0.834	11:57:20.449	
11 -	30.934	97.9	44.232	91.0	23.521	117.9	1:38.687	88.76	0.503	11:58:59.136	
12 -	30.736	98.3	43.999	88.5	23.449	119.4	1:38.184 (1)	89.21		12:00:37.320	

P13 8		Danny KILLEEN					Caterham Superlight R300				
IDEAL LAP TIME : 1:37.907		BEST LAP TIME : 1:38.325					DIFFERENCE : 0.418				
LAP	SECTOR 1	SECTOR 2		SECTOR 3		LAP TIME	MPH	DIFF	TIME OF DAY		
1 -	OUTLAP	95.4	45.965	86.8	24.070	117.1	1:44.272	84.00	5.947	11:42:27.581	
2 -	31.464	95.3	45.062	76.6	24.026	119.1	1:40.552	87.11	2.227	11:44:08.133	

Weather / Track : Bright / Dry

Results can be found at www.tsl-timing.com

Page 3 of 5

Brands Hatch GP

Circuit Length = 2.4332 miles

Start: 11:40 Flag 12:00 End: 12:01

Printed - 12:05 Saturday, 01 August 2015

BookaTrack.com Caterham Superlight R300 Championship

QUALIFYING - RACE 3 - SECTOR ANALYSIS

SECTOR 1 = FL to I1, SECTOR 2 = I1 to I2, SECTOR 3 = I2 to FL, DIFF = Difference To Personal Best Lap

3 -	30.868	100.0	44.045	88.5	23.412	120.6	1:38.325 (1)	89.09			11:45:46.458
4 -	30.768	97.9	44.062	87.9	23.820	116.5	1:38.650	88.79	0.325		11:47:25.108
5 -	33.850	81.0	47.191	80.5	23.666	118.7	1:44.707	83.66	6.382		11:49:09.815
6 -	32.070	81.6	44.774	88.0	23.441	121.3	1:40.285	87.34	1.960		11:50:50.100
7 -	31.328	98.3	44.528	84.7	23.340	120.9	1:39.196	88.30	0.871		11:52:29.296
8 -	30.931	99.2	44.230	86.0	23.465	119.1	1:38.626	88.81	0.301		11:54:07.922
9 -	31.044	98.8	43.799	91.9	23.743	116.9	1:38.586 (3)	88.85	0.261		11:55:46.508
10 -	30.771	98.9	43.975	91.3	23.619	117.9	1:38.365 (2)	89.05	0.040		11:57:24.873
11 -	31.275	96.0	45.842	84.0	24.229	117.7	1:41.346	86.43	3.021		11:59:06.219
12 -	31.062	98.5	44.029	92.3	23.618	117.3	1:38.709	88.74	0.384		12:00:44.928

P14 17		Paul O REILLY					Caterham Superlight R300				
IDEAL LAP TIME : 1:38.378		BEST LAP TIME : 1:38.519					DIFFERENCE : 0.141				
LAP	SECTOR 1	SECTOR 2		SECTOR 3		LAP TIME	MPH	DIFF	TIME OF DAY		
1 -	OUTLAP	88.7	47.354	82.7	24.577	116.3	1:49.093	80.29	10.574	11:42:28.823	
2 -	31.725	98.8	44.845	83.6	24.289	120.0	1:40.859	86.85	2.340	11:44:09.682	
3 -	31.517	97.8	45.023	85.5	23.503	121.5	1:40.043	87.56	1.524	11:45:49.725	
4 -	31.207	101.3	44.463	86.8	23.797	118.9	1:39.467	88.06	0.948	11:47:29.192	
5 -	31.469	102.2	44.196	91.6	23.531	121.1	1:39.196 (3)	88.30	0.677	11:49:08.388	
6 -	30.888	101.6	44.261	89.7	23.462	121.5	1:38.611 (2)	88.83	0.092	11:50:46.999	
7 -	30.870	100.4	44.046	86.7	23.603	119.4	1:38.519 (1)	88.91		11:52:25.518	
8 -	31.578	95.7	46.029	79.1	24.643	119.4	1:42.250	85.67	3.731	11:54:07.768	
9 -	31.424	99.1	44.686	90.4	24.113	119.8	1:40.223	87.40	1.704	11:55:47.991	
10 -	31.543	96.9	45.603	90.6	24.234	120.9	1:41.380	86.40	2.861	11:57:29.371	
11 -	31.034	100.4	44.472	88.3	23.702	123.8	1:39.208	88.29	0.689	11:59:08.579	
12 -	33.110	100.7	44.206	87.0	23.585	123.3	1:40.901	86.81	2.382	12:00:49.480	

P15 44		John WHITEHOUSE					Caterham Superlight R300				
IDEAL LAP TIME : 1:38.519		BEST LAP TIME : 1:38.572					DIFFERENCE : 0.053				
LAP	SECTOR 1	SECTOR 2		SECTOR 3		LAP TIME	MPH	DIFF	TIME OF DAY		
1 -	OUTLAP	92.4	48.442	77.9	24.603	121.5	1:49.148	80.25	10.576	11:42:48.451	
2 -	32.135	95.8	44.853	66.3	26.474	120.0	1:43.462	84.66	4.890	11:44:31.913	
3 -	31.237	99.2	47.058	78.3	23.842	121.3	1:42.137	85.76	3.565	11:46:14.050	
4 -	30.881	97.9	44.266	87.3	23.625	118.7	1:38.772 (2)	88.68	0.200	11:47:52.822	
5 -	31.358	98.5	45.204	88.7	23.727	119.1	1:40.289	87.34	1.717	11:49:33.111	
6 -	30.934	96.4	44.175	88.3	23.463	121.1	1:38.572 (1)	88.86		11:51:11.683	
7 -	31.918	93.2	45.319	87.1	23.630	118.7	1:40.867	86.84	2.295	11:52:52.550	
8 -	31.219	96.0	44.926	90.3	25.799	117.7	1:41.944	85.92	3.372	11:54:34.494	
9 -	32.220	87.7	45.804	85.7	23.498	120.6	1:41.522	86.28	2.950	11:56:16.016	
10 -	31.196	99.7	44.314	84.4	23.590	123.1	1:39.100 (3)	88.39	0.528	11:57:55.116	
11 -	31.370	97.9	47.048	73.1	24.390	120.4	1:42.808	85.20	4.236	11:59:37.924	
12 -	31.949	97.6	46.645	83.6	24.324	112.7	1:42.918	85.11	4.346	12:01:20.842	

P16 3		Keith ASHWORTH					Caterham Superlight R300				
IDEAL LAP TIME : 1:38.264		BEST LAP TIME : 1:38.778					DIFFERENCE : 0.514				
LAP	SECTOR 1	SECTOR 2		SECTOR 3		LAP TIME	MPH	DIFF	TIME OF DAY		
1 -	OUTLAP	93.2	48.900	83.9	24.092	118.7	1:50.564	79.22	11.786	11:42:52.128	
2 -	31.656	98.8	44.834	73.8	25.316	122.0	1:41.806	86.04	3.028	11:44:33.934	
3 -	31.615	97.9	45.020	80.4	23.791	122.9	1:40.426	87.22	1.648	11:46:14.360	
4 -	30.979	100.4	44.238	84.0	23.698	121.5	1:38.915 (3)	88.55	0.137	11:47:53.275	
5 -	31.202	101.9	43.870	88.5	23.706	118.9	1:38.778 (1)	88.68		11:49:32.053	
6 -	31.358	98.6	44.218	89.2	23.502	119.4	1:39.078	88.41	0.300	11:51:11.131	
7 -	33.466	90.6	47.926	80.9	23.828	119.8	1:45.220	83.25	6.442	11:52:56.351	
8 -	30.892	100.4	44.075	86.1	23.817	122.9	1:38.784 (2)	88.67	0.006	11:54:35.135	
9 -	31.688	90.3	45.005	88.6	23.741	118.7	1:40.434	87.21	1.656	11:56:15.569	
10 -	31.368	100.1	44.204	85.8	23.812	119.4	1:39.384	88.14	0.606	11:57:54.953	
11 -	31.743	100.3	45.221	86.8	23.797	118.3	1:40.761	86.93	1.983	11:59:35.714	
12 -	31.991	92.5	50.691	78.3	24.512	87.4	1:47.194	81.71	8.416	12:01:22.908	

Weather / Track : Bright / Dry

Brands Hatch GP

Circuit Length = 2.4332 miles

Start: 11:40 Flag 12:00 End: 12:01

BookaTrack.com Caterham Superlight R300 Championship

QUALIFYING - RACE 3 - SECTOR ANALYSIS

SECTOR 1 = FL to I1, SECTOR 2 = I1 to I2, SECTOR 3 = I2 to FL, DIFF = Difference To Personal Best Lap

P17 69		Stephen COLLINS					Caterham Superlight R300			
IDEAL LAP TIME : 1:38.653		BEST LAP TIME : 1:39.060			DIFFERENCE : 0.407					
LAP	SECTOR 1	SECTOR 2		SECTOR 3		LAP TIME	MPH	DIFF	TIME OF DAY	
1 -	OUTLAP	93.7	46.399	86.3	24.070	118.1	1:46.367	82.35	7.307	11:42:31.475
2 -	31.841	97.9	45.106	87.0	23.909	116.5	1:40.856	86.85	1.796	11:44:12.331
3 -	31.021	99.7	44.573	89.1	23.887	119.4	1:39.481	88.05	0.421	11:45:51.812
4 -	31.049	101.2	44.252	88.1	23.791	118.3	1:39.092 (2)	88.40	0.032	11:47:30.904
5 -	31.345	101.0	44.560	83.3	23.458	121.1	1:39.363	88.16	0.303	11:49:10.267
6 -	30.943	99.8	44.415	88.6	23.702	119.1	1:39.060 (1)	88.42		11:50:49.327
7 -	31.166	98.2	45.248	83.5	23.475	120.6	1:39.889	87.69	0.829	11:52:29.216
8 -	31.236	99.5	44.477	87.3	23.622	120.9	1:39.335 (3)	88.18	0.275	11:54:08.551
9 -	30.995	98.5	44.662	83.9	24.010	121.3	1:39.667	87.89	0.607	11:55:48.218
10 -	31.132	99.2	45.228	86.9	23.818	118.1	1:40.178	87.44	1.118	11:57:28.396
11 -	31.066	99.8	44.778	86.2	24.043	118.7	1:39.887	87.69	0.827	11:59:08.283
12 -	33.880	98.6	44.530	85.8	23.594	119.1	1:42.004	85.87	2.944	12:00:50.287

BookaTrack.com Caterham Superlight R300 Championship

QUALIFYING - RACE 3 - BEST SECTORS

SECTOR 1			SECTOR 2			SECTOR 3			IDEAL / BEST COMPARISON						
POS	NO	NAME	TIME	NO	NAME	TIME	NO	NAME	TIME	POS	NO	NAME	IDEAL	BEST	DIFF
													PERFECT LAP	1:35.323	
1	16	ROBINSON	29.915	16	ROBINSON	42.523	32	WIGGINS	22.885	1	16	ROBINSON	1:35.563	1:36.091	0.528
2	46	MORTIMER	30.121	46	MORTIMER	43.210	46	MORTIMER	22.915	2	46	MORTIMER	1:36.246	1:36.553	0.307
3	18	BYRNE	30.190	19	HEAD	43.250	18	BYRNE	23.107	3	18	BYRNE	1:36.671	1:37.072	0.401
4	19	HEAD	30.258	33	MCGILVRAY	43.271	16	ROBINSON	23.125	4	19	HEAD	1:36.840	1:36.923	0.083
5	32	WIGGINS	30.316	18	BYRNE	43.374	33	MCGILVRAY	23.173	5	32	WIGGINS	1:36.875	1:37.174	0.299
6	55	RUSTON	30.432	66	THACKER	43.376	66	THACKER	23.199	6	66	THACKER	1:37.036	1:37.442	0.406
7	88	DYER	30.435	88	DYER	43.515	88	DYER	23.238	7	88	DYER	1:37.188	1:37.553	0.365
8	66	THACKER	30.461	55	RUSTON	43.562	55	RUSTON	23.280	8	33	MCGILVRAY	1:37.260	1:37.687	0.427
9	13	SIMPSON	30.558	32	WIGGINS	43.674	13	SIMPSON	23.307	9	55	RUSTON	1:37.274	1:37.599	0.325
10	4	ELLIS	30.736	13	SIMPSON	43.676	19	HEAD	23.332	10	13	SIMPSON	1:37.541	1:37.776	0.235
11	82	CALDER	30.759	82	CALDER	43.727	8	KILLEEN	23.340	11	8	KILLEEN	1:37.907	1:38.325	0.418
12	8	KILLEEN	30.768	8	KILLEEN	43.799	4	ELLIS	23.449	12	4	ELLIS	1:37.999	1:38.184	0.185
13	33	MCGILVRAY	30.816	4	ELLIS	43.814	69	COLLINS	23.458	13	82	CALDER	1:38.044	1:38.165	0.121
14	17	O REILLY	30.870	3	ASHWORTH	43.870	17	O REILLY	23.462	14	3	ASHWORTH	1:38.264	1:38.778	0.514
15	44	WHITEHOUSE	30.881	17	O REILLY	44.046	44	WHITEHOUSE	23.463	15	17	O REILLY	1:38.378	1:38.519	0.141
16	3	ASHWORTH	30.892	44	WHITEHOUSE	44.175	3	ASHWORTH	23.502	16	44	WHITEHOUSE	1:38.519	1:38.572	0.053
17	69	COLLINS	30.943	69	COLLINS	44.252	82	CALDER	23.558	17	69	COLLINS	1:38.653	1:39.060	0.407

Weather / Track : Bright / Dry

Results can be found at www.tsl-timing.com

Brands Hatch GP

Circuit Length = 2.4332 miles

Start: 11:40 Flag 12:00 End: 12:01

Printed - 12:04 Saturday, 01 August 2015

BookaTrack.com Caterham Superlight R300 Championship

QUALIFYING - RACE 3 - BEST SPEEDS

POS	INTERMEDIATE 1			INTERMEDIATE 2			FINISH LINE		
	NO	NAME	MPH	NO	NAME	MPH	NO	NAME	MPH
1	16	ROBINSON	102.9	88	DYER	94.9	33	MCGILVRAY	124.2
2	18	BYRNE	102.7	55	RUSTON	93.8	18	BYRNE	124.0
3	17	O REILLY	102.2	16	ROBINSON	93.5	17	O REILLY	123.8
4	66	THACKER	102.2	32	WIGGINS	92.9	66	THACKER	123.8
5	3	ASHWORTH	101.9	46	MORTIMER	92.8	82	CALDER	123.5
6	32	WIGGINS	101.9	19	HEAD	92.6	46	MORTIMER	123.3
7	46	MORTIMER	101.8	8	KILLEEN	92.3	88	DYER	123.3
8	33	MCGILVRAY	101.3	17	O REILLY	91.6	32	WIGGINS	123.1
9	69	COLLINS	101.2	18	BYRNE	91.3	44	WHITEHOUSE	123.1
10	88	DYER	101.0	66	THACKER	91.3	3	ASHWORTH	122.9
11	55	RUSTON	100.9	4	ELLIS	91.0	55	RUSTON	122.9
12	19	HEAD	100.4	44	WHITEHOUSE	90.3	16	ROBINSON	122.6
13	82	CALDER	100.4	13	SIMPSON	89.3	4	ELLIS	122.4
14	13	SIMPSON	100.3	3	ASHWORTH	89.2	8	KILLEEN	121.3
15	4	ELLIS	100.1	69	COLLINS	89.1	69	COLLINS	121.3
16	8	KILLEEN	100.0	82	CALDER	87.2	19	HEAD	121.1
17	44	WHITEHOUSE	99.7	33	MCGILVRAY	85.3	13	SIMPSON	119.8

Weather / Track : Bright / Dry

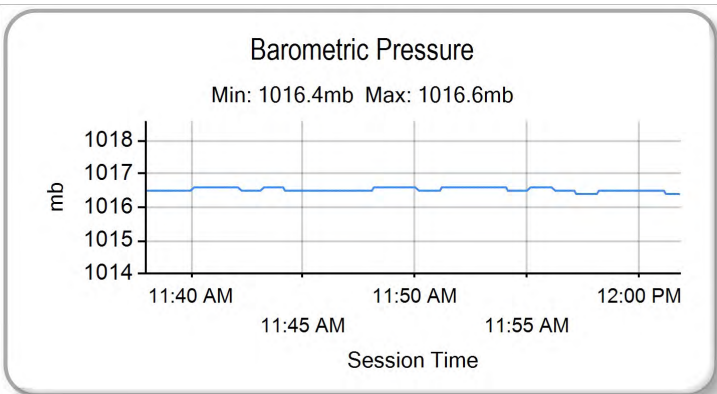
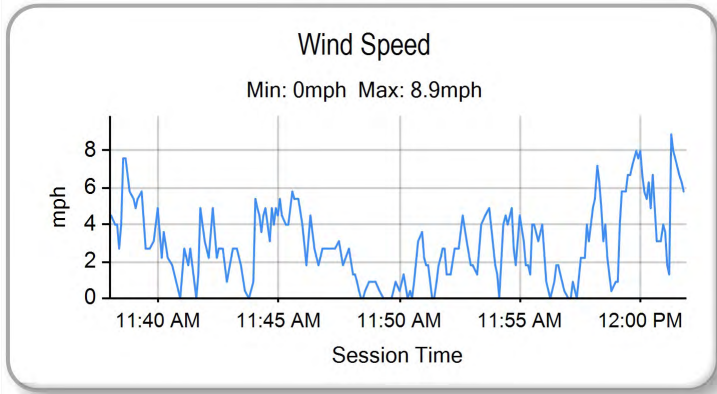
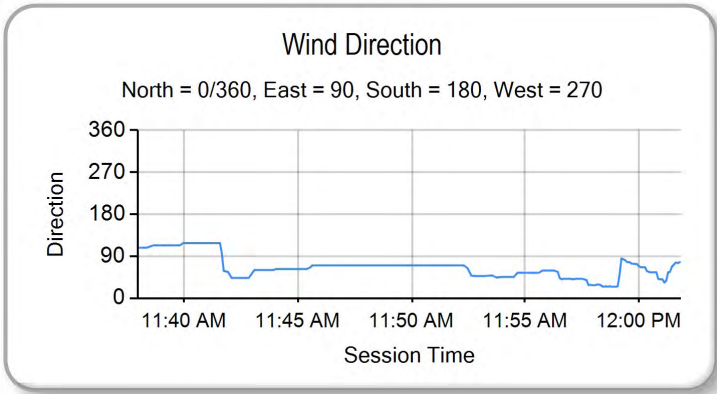
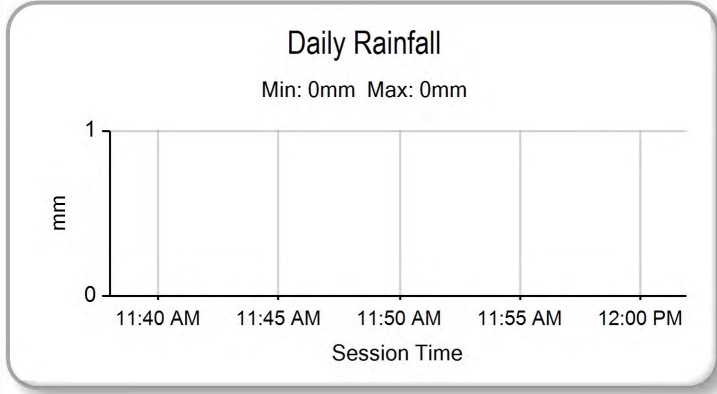
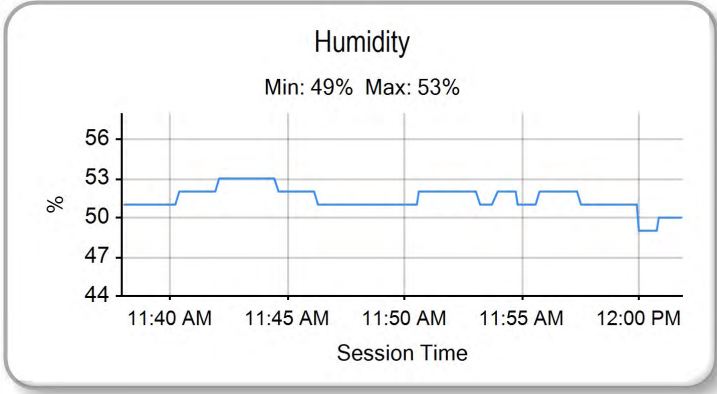
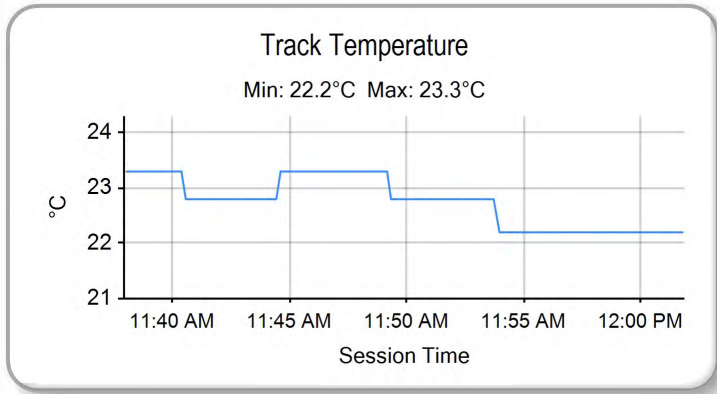
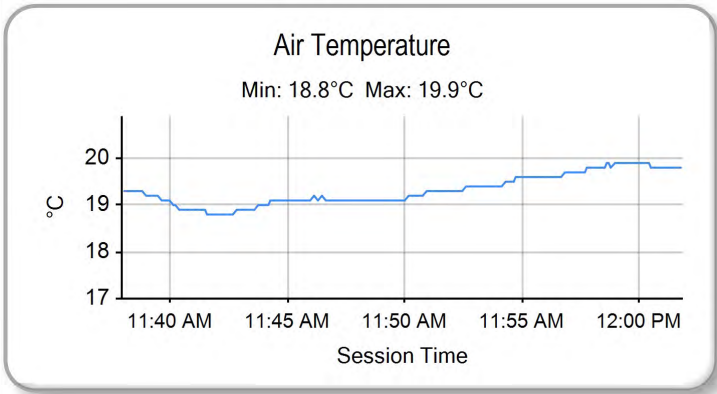
Results can be found at www.tsl-timing.com

Brands Hatch GP
Circuit Length = 2.4332 miles
Start: 11:40 Flag 12:00 End: 12:01

Printed - 12:04 Saturday, 01 August 2015

BookaTrack.com Caterham Superlight R300 Championship

QUALIFYING - RACE 3 - WEATHER CONDITIONS



Weather / Track : Bright / Dry

Results can be found at www.tsl-timing.com

Brands Hatch GP
 Circuit Length = 2.4332 miles
 Start: 11:40 Flag 12:00 End: 12:01

Printed - 12:06 Saturday, 01 August 2015

BookaTrack.com Caterham Superlight R300 Championship
RACE 3 - GRID (20 minutes)

ROW 9	17	1:39.060	69 Stephen COLLINS	
ROW 8			15 44 John WHITEHOUSE	16 3 Keith ASHWORTH
ROW 7	13	1:38.325	8 Danny KILLEEN	14 17 Paul O REILLY
ROW 6			11 82 Stewart CALDER	12 4 Jeremy ELLIS
ROW 5	9	1:37.687	33 David MCGILVRAY	10 13 Stuart SIMPSON
ROW 4			7 88 Matt DYER	8 55 Steve RUSTON
ROW 3	5	1:37.174	32 Lee WIGGINS	6 66 Paul THACKER
ROW 2			3 19 Aaron HEAD	4 18 Sean BYRNE
ROW 1	1	1:36.091	16 David ROBINSON	2 46 Jonathan MORTIMER
Pole				

Brands Hatch GP
 Circuit Length = 2.4332 miles

These results are provisional until the conclusion of any judicial and technical matters.

Clerk Of Course :	Timekeeper :
-------------------	--------------

Results can be found at www.tsl-timing.com

Printed - 12:07 Saturday, 01 August 2015



BookaTrack.com Caterham Superlight R300 Championship

RACE 3 - CLASSIFICATION - AMENDED

POS	NO	NAME	ENTRY	LAPS	TIME	GAP	DIFF	MPH	BEST	ON
1	16	David ROBINSON	Caterham Superlight R300	12	19:33.831			89.55	1:36.809	2
2	18	Sean BYRNE	Caterham Superlight R300	12	19:47.238	13.407	13.407	88.54	1:37.890	3
3	46	Jonathan MORTIMER	Caterham Superlight R300	12	19:47.351	13.520	0.113	88.53	1:37.936	3
4	32	Lee WIGGINS	Caterham Superlight R300	12	19:47.445	13.614	0.094	88.52	1:37.704	3
5	66	Paul THACKER	Caterham Superlight R300	12	19:48.763	14.932	1.318	88.42	1:37.704	2
6	4	Jeremy ELLIS	Caterham Superlight R300	12	19:48.853	15.022	0.090	88.41	1:37.803	12
7	13	Stuart SIMPSON	Caterham Superlight R300	12	19:53.323	19.492	4.470	88.08	1:37.861	5
8	8	Danny KILLEEN	Caterham Superlight R300	12	19:55.893	22.062	2.570	87.89	1:38.346	7
9	55	Steve RUSTON	Caterham Superlight R300	12	19:56.169	22.338	0.276	87.87	1:38.389	9
10	3	Keith ASHWORTH	Caterham Superlight R300	12	20:14.290	40.459	18.121	86.56	1:39.214	3
11	44	John WHITEHOUSE	Caterham Superlight R300	12	20:14.510	40.679	0.220	86.55	1:39.293	3
12	69	Stephen COLLINS	Caterham Superlight R300	12	20:14.602	40.771	0.092	86.54	1:38.866	3
13	82	Stewart CALDER	Caterham Superlight R300	12	20:15.079	41.248	0.477	86.51	1:39.057	12
14	33	David MCGILVRAY	Caterham Superlight R301	11	20:46.652	1 Lap	1 Lap	77.29	1:39.315	8
NOT CLASSIFIED										
DNF	88	Matt DYER	Caterham Superlight R300	10	16:31.768	2 Laps	1 Lap	88.32	1:37.974	4
DNF	19	Aaron HEAD	Caterham Superlight R300	1	1:44.835	11 Laps	9 Laps	83.55	1:44.835	1
EXQ	17*	Paul O REILLY	Caterham Superlight R300	0						

FASTEST LAP

16	David ROBINSON	Caterham Superlight R300	2	1:36.809	90.48 mph	145.62 kph
----	----------------	--------------------------	---	----------	-----------	------------

Car 17 - Excluded from result Q15.1.2

Weather / Track : Bright / Dry

These results are provisional until the conclusion of any judicial and technical matters.

Brands Hatch GP

Circuit Length = 2.4332 miles

Start: 15:14 Flag 15:33 End: 15:35

Clerk Of Course :	Timekeeper :
-------------------	--------------

BookaTrack.com Caterham Superlight R300 Championship

RACE 3 - SECTOR ANALYSIS

SECTOR 1 = FL to I1, SECTOR 2 = I1 to I2, SECTOR 3 = I2 to FL, DIFF = Difference To Personal Best Lap

P1 16		David ROBINSON					Caterham Superlight R300			
IDEAL LAP TIME : 1:36.687		BEST LAP TIME : 1:36.809			DIFFERENCE : 0.122					
LAP	SECTOR 1	SECTOR 2		SECTOR 3		LAP TIME	MPH	DIFF	TIME OF DAY	
1 -		98.3	43.346	92.8	23.370	118.7	1:42.681	85.31	5.872	15:16:03.684
2 -	30.388	99.4	43.172	94.1	23.249	119.4	1:36.809 (1)	90.48		15:17:40.493
3 -	30.554	99.5	43.172	92.9	23.305	118.9	1:37.031	90.27	0.222	15:19:17.524
4 -	30.471	99.7	43.321	93.8	23.191	119.8	1:36.983 (3)	90.32	0.174	15:20:54.507
5 -	30.324	98.9	43.187	92.4	23.406	119.1	1:36.917 (2)	90.38	0.108	15:22:31.424
6 -	30.390	100.1	43.337	91.5	23.382	119.6	1:37.109	90.20	0.300	15:24:08.533
7 -	30.483	100.3	43.340	89.1	23.393	119.4	1:37.216	90.10	0.407	15:25:45.749
8 -	30.548	99.5	43.409	90.9	23.365	118.7	1:37.322	90.00	0.513	15:27:23.071
9 -	30.472	99.8	43.369	90.6	23.400	119.8	1:37.241	90.08	0.432	15:29:00.312
10 -	30.711	98.5	43.556	88.7	23.504	119.1	1:37.771	89.59	0.962	15:30:38.083
11 -	30.940	98.5	43.734	87.3	23.527	119.1	1:38.201	89.20	1.392	15:32:16.284
12 -	31.151	97.9	43.912	90.4	23.487	117.5	1:38.550	88.88	1.741	15:33:54.834

P2 18		Sean BYRNE					Caterham Superlight R300			
IDEAL LAP TIME : 1:37.531		BEST LAP TIME : 1:37.890			DIFFERENCE : 0.359					
LAP	SECTOR 1	SECTOR 2		SECTOR 3		LAP TIME	MPH	DIFF	TIME OF DAY	
1 -		98.3	44.132	91.9	23.213	118.9	1:43.925	84.29	6.035	15:16:04.928
2 -	30.825	99.4	43.976	89.1	23.369	118.7	1:38.170 (3)	89.23	0.280	15:17:43.098
3 -	30.758	98.8	43.805	91.1	23.327	119.4	1:37.890 (1)	89.48		15:19:20.988
4 -	30.697	98.5	44.398	89.7	23.379	119.8	1:38.474	88.95	0.584	15:20:59.462
5 -	30.640	98.6	44.559	86.3	23.413	118.1	1:38.612	88.83	0.722	15:22:38.074
6 -	30.513	99.2	44.598	89.4	23.414	120.4	1:38.525	88.90	0.635	15:24:16.599
7 -	30.653	99.4	44.024	90.4	23.501	119.4	1:38.178	89.22	0.288	15:25:54.777
8 -	30.768	98.8	44.971	89.8	23.473	117.5	1:39.212	88.29	1.322	15:27:33.989
9 -	30.604	99.1	43.857	88.6	23.578	119.1	1:38.039 (2)	89.35	0.149	15:29:12.028
10 -	30.761	97.3	44.775	90.9	23.346	118.5	1:38.882	88.58	0.992	15:30:50.910
11 -	30.712	98.1	44.242	89.9	23.400	118.3	1:38.354	89.06	0.464	15:32:29.264
12 -	30.941	97.2	44.254	88.0	23.782	118.1	1:38.977	88.50	1.087	15:34:08.241

P3 46		Jonathan MORTIMER					Caterham Superlight R300			
IDEAL LAP TIME : 1:37.333		BEST LAP TIME : 1:37.936			DIFFERENCE : 0.603					
LAP	SECTOR 1	SECTOR 2		SECTOR 3		LAP TIME	MPH	DIFF	TIME OF DAY	
1 -		99.2	44.481	93.2	23.371	122.9	1:44.316	83.97	6.380	15:16:05.319
2 -	30.752	100.1	43.896	87.6	23.346	120.9	1:37.994 (2)	89.39	0.058	15:17:43.313
3 -	30.916	99.5	43.677	88.4	23.343	122.9	1:37.936 (1)	89.44		15:19:21.249
4 -	30.691	100.7	44.752	89.2	23.263	122.9	1:38.706	88.74	0.770	15:20:59.955
5 -	30.767	99.7	44.379	86.5	23.184	121.5	1:38.330	89.08	0.394	15:22:38.285
6 -	30.993	100.9	44.276	87.7	23.256	122.0	1:38.525	88.90	0.589	15:24:16.810
7 -	30.968	98.5	44.728	88.8	23.098	123.1	1:38.794	88.66	0.858	15:25:55.604
8 -	31.063	98.8	44.521	84.8	23.279	123.8	1:38.863	88.60	0.927	15:27:34.467
9 -	31.079	100.1	43.901	88.1	23.273	122.4	1:38.253	89.15	0.317	15:29:12.720
10 -	30.732	99.4	44.323	89.0	23.208	118.1	1:38.263	89.14	0.327	15:30:50.983
11 -	30.856	99.4	45.070	88.7	23.371	118.9	1:39.297	88.21	1.361	15:32:30.280
12 -	30.814	98.3	43.544	83.8	23.716	118.9	1:38.074 (3)	89.31	0.138	15:34:08.354

P4 32		Lee WIGGINS					Caterham Superlight R300			
IDEAL LAP TIME : 1:37.178		BEST LAP TIME : 1:37.704			DIFFERENCE : 0.526					
LAP	SECTOR 1	SECTOR 2		SECTOR 3		LAP TIME	MPH	DIFF	TIME OF DAY	
1 -		99.1	44.482	85.5	23.206	122.2	1:44.389	83.91	6.685	15:16:05.392
2 -	30.826	98.5	43.950	90.0	23.386	123.5	1:38.162	89.23	0.458	15:17:43.554
3 -	30.778	99.4	43.821	89.7	23.105	123.3	1:37.704 (1)	89.65		15:19:21.258
4 -	30.877	101.3	44.232	90.6	23.182	123.3	1:38.291	89.12	0.587	15:20:59.549
5 -	30.650	99.5	44.286	90.4	23.789	119.1	1:38.725	88.72	1.021	15:22:38.274
6 -	30.497	101.6	44.125	92.3	23.904	117.5	1:38.526	88.90	0.822	15:24:16.800
7 -	30.568	98.2	44.220	89.8	23.193	122.2	1:37.981 (3)	89.40	0.277	15:25:54.781
8 -	30.936	100.1	44.937	86.7	23.358	119.1	1:39.231	88.27	1.527	15:27:34.012
9 -	30.901	100.3	43.731	86.1	23.508	119.4	1:38.140	89.25	0.436	15:29:12.152

Weather / Track : Bright / Dry

Brands Hatch GP

Circuit Length = 2.4332 miles

Start: 15:14 Flag 15:33 End: 15:35

BookaTrack.com Caterham Superlight R300 Championship

RACE 3 - SECTOR ANALYSIS

SECTOR 1 = FL to I1, SECTOR 2 = I1 to I2, SECTOR 3 = I2 to FL, DIFF = Difference To Personal Best Lap

10 -	30.822	99.8	45.032	87.6	23.049	122.0	1:38.903	88.57	1.199	15:30:51.055
11 -	30.919	97.8	45.539	89.3	23.167	121.3	1:39.625	87.92	1.921	15:32:30.680
12 -	30.858	98.5	43.632	91.4	23.278	120.0	1:37.768 (2)	89.59	0.064	15:34:08.448

P5 66 Paul THACKER		Caterham Superlight R300									
IDEAL LAP TIME : 1:37.338		BEST LAP TIME : 1:37.704				DIFFERENCE : 0.366					
LAP	SECTOR 1	SECTOR 2	SECTOR 3	LAP TIME	MPH	DIFF	TIME OF DAY				
1 -	99.1	44.388	87.0	23.320	122.2	1:44.858	83.54	7.154	15:16:05.861		
2 -	30.777	102.2	43.904	88.5	23.023	123.5	1:37.704 (1)	89.65		15:17:43.565	
3 -	30.963	101.6	44.057	89.2	23.088	122.2	1:38.108 (3)	89.28	0.404	15:19:21.673	
4 -	30.758	101.0	44.583	85.3	23.257	122.9	1:38.598	88.84	0.894	15:21:00.271	
5 -	30.955	101.0	44.668	86.8	23.239	124.2	1:38.862	88.60	1.158	15:22:39.133	
6 -	30.432	101.5	44.416	85.0	23.505	119.8	1:38.353	89.06	0.649	15:24:17.486	
7 -	30.609	98.8	44.114	89.4	23.380	119.8	1:38.103 (2)	89.29	0.399	15:25:55.589	
8 -	30.800	100.1	44.577	85.3	23.360	120.9	1:38.737	88.71	1.033	15:27:34.326	
9 -	30.774	99.5	43.883	90.1	23.657	121.1	1:38.314	89.10	0.610	15:29:12.640	
10 -	31.348	99.4	44.875	92.0	23.667	119.4	1:39.890	87.69	2.186	15:30:52.530	
11 -	31.061	99.2	44.560	89.4	23.350	120.9	1:38.971	88.50	1.267	15:32:31.501	
12 -	30.844	99.4	43.888	89.9	23.533	119.8	1:38.265	89.14	0.561	15:34:09.766	

P6 4 Jeremy ELLIS		Caterham Superlight R300									
IDEAL LAP TIME : 1:37.335		BEST LAP TIME : 1:37.803				DIFFERENCE : 0.468					
LAP	SECTOR 1	SECTOR 2	SECTOR 3	LAP TIME	MPH	DIFF	TIME OF DAY				
1 -	98.1	44.127	81.7	23.232	124.5	1:45.466	83.05	7.663	15:16:06.469		
2 -	30.879	100.9	43.949	84.5	23.245	123.8	1:38.073 (3)	89.31	0.270	15:17:44.542	
3 -	30.974	100.4	44.084	90.5	23.056	123.5	1:38.114	89.28	0.311	15:19:22.656	
4 -	30.744	99.5	44.092	82.3	23.222	124.9	1:38.058 (2)	89.33	0.255	15:21:00.714	
5 -	30.814	97.9	44.562	82.7	23.209	124.7	1:38.585	88.85	0.782	15:22:39.299	
6 -	31.515	96.0	44.064	89.0	23.210	122.6	1:38.789	88.67	0.986	15:24:18.088	
7 -	30.692	100.1	44.193	89.7	23.473	123.5	1:38.358	89.06	0.555	15:25:56.446	
8 -	31.073	99.8	44.019	84.9	23.341	125.2	1:38.433	88.99	0.630	15:27:34.879	
9 -	31.186	99.7	43.949	85.4	23.331	121.3	1:38.466	88.96	0.663	15:29:13.345	
10 -	31.276	99.1	44.627	86.2	23.715	123.5	1:39.618	87.93	1.815	15:30:52.963	
11 -	30.812	100.6	44.614	91.3	23.664	121.1	1:39.090	88.40	1.287	15:32:32.053	
12 -	30.809	98.6	43.587	90.3	23.407	118.3	1:37.803 (1)	89.56		15:34:09.856	

P7 13 Stuart SIMPSON		Caterham Superlight R300									
IDEAL LAP TIME : 1:37.798		BEST LAP TIME : 1:37.861				DIFFERENCE : 0.063					
LAP	SECTOR 1	SECTOR 2	SECTOR 3	LAP TIME	MPH	DIFF	TIME OF DAY				
1 -	95.8	46.251	78.4	23.660	125.9	1:49.042	80.33	11.181	15:16:10.045		
2 -	31.776	97.6	44.162	85.0	23.623	120.4	1:39.561	87.98	1.700	15:17:49.606	
3 -	30.774	98.6	43.821	87.4	23.595	121.7	1:38.190 (3)	89.21	0.329	15:19:27.796	
4 -	30.931	100.0	44.177	82.3	23.727	121.5	1:38.835	88.63	0.974	15:21:06.631	
5 -	30.785	98.5	43.776	82.0	23.300	122.9	1:37.861 (1)	89.51		15:22:44.492	
6 -	31.340	99.1	44.074	80.0	23.365	123.5	1:38.779	88.68	0.918	15:24:23.271	
7 -	31.043	91.1	43.724	90.4	24.232	119.1	1:38.999	88.48	1.138	15:26:02.270	
8 -	30.774	98.9	43.776	81.5	23.676	123.5	1:38.226	89.18	0.365	15:27:40.496	
9 -	31.497	98.8	44.002	79.2	23.549	120.0	1:39.048	88.44	1.187	15:29:19.544	
10 -	30.867	97.3	43.781	87.9	23.376	119.1	1:38.024 (2)	89.36	0.163	15:30:57.568	
11 -	30.990	99.1	43.935	87.3	23.490	119.6	1:38.415	89.00	0.554	15:32:35.983	
12 -	30.957	98.1	43.814	88.4	23.572	118.9	1:38.343	89.07	0.482	15:34:14.326	

P8 8 Danny KILLEEN		Caterham Superlight R300									
IDEAL LAP TIME : 1:37.969		BEST LAP TIME : 1:38.346				DIFFERENCE : 0.377					
LAP	SECTOR 1	SECTOR 2	SECTOR 3	LAP TIME	MPH	DIFF	TIME OF DAY				
1 -	99.8	45.000	87.0	23.717	119.1	1:47.906	81.18	9.560	15:16:08.909		
2 -	31.103	97.9	44.048	87.4	23.483	119.6	1:38.634 (2)	88.81	0.288	15:17:47.543	
3 -	30.731	99.4	44.684	85.4	23.595	117.9	1:39.010	88.47	0.664	15:19:26.553	
4 -	31.049	97.1	44.070	85.5	23.694	118.3	1:38.813	88.65	0.467	15:21:05.366	
5 -	30.975	97.1	44.076	85.1	23.670	118.1	1:38.721	88.73	0.375	15:22:44.087	

Weather / Track : Bright / Dry

Brands Hatch GP

Circuit Length = 2.4332 miles

Start: 15:14 Flag 15:33 End: 15:35

BookaTrack.com Caterham Superlight R300 Championship

RACE 3 - SECTOR ANALYSIS

SECTOR 1 = FL to I1, SECTOR 2 = I1 to I2, SECTOR 3 = I2 to FL, DIFF = Difference To Personal Best Lap

6 -	30.996	98.5	44.082	87.3	23.583	117.9	1:38.661 (3)	88.78	0.315	15:24:22.748
7 -	30.709	98.8	43.777	88.5	23.860	117.3	1:38.346 (1)	89.07		15:26:01.094
8 -	31.069	97.5	44.333	87.1	23.824	118.3	1:39.226	88.28	0.880	15:27:40.320
9 -	31.259	96.5	44.103	83.2	24.030	117.7	1:39.392	88.13	1.046	15:29:19.712
10 -	31.042	99.5	44.089	88.3	23.771	119.4	1:38.902	88.57	0.556	15:30:58.614
11 -	31.190	99.2	44.040	87.9	24.088	118.9	1:39.318	88.19	0.972	15:32:37.932
12 -	31.081	97.6	44.074	88.4	23.809	118.7	1:38.964	88.51	0.618	15:34:16.896

P9 55		Steve RUSTON					Caterham Superlight R300				
IDEAL LAP TIME : 1:38.255		BEST LAP TIME : 1:38.389					DIFFERENCE : 0.134				
LAP	SECTOR 1		SECTOR 2		SECTOR 3		LAP TIME	MPH	DIFF	TIME OF DAY	
1 -		94.7	44.286	85.4	23.664	118.9	1:46.362	82.35	7.973	15:16:07.365	
2 -	31.151	99.2	44.651	90.6	23.573	118.3	1:39.375	88.14	0.986	15:17:46.740	
3 -	31.381	97.5	45.267	86.9	23.685	119.6	1:40.333	87.30	1.944	15:19:27.073	
4 -	31.045	98.2	44.106	85.7	23.613	121.1	1:38.764	88.69	0.375	15:21:05.837	
5 -	30.953	97.8	44.070	85.3	23.525	121.3	1:38.548 (2)	88.88	0.159	15:22:44.385	
6 -	31.108	96.6	44.078	87.4	23.454	120.6	1:38.640 (3)	88.80	0.251	15:24:23.025	
7 -	31.059	98.6	44.451	91.5	23.835	120.9	1:39.345	88.17	0.956	15:26:02.370	
8 -	31.284	98.8	44.152	92.4	23.526	119.4	1:38.962	88.51	0.573	15:27:41.332	
9 -	31.087	98.3	43.893	80.2	23.409	122.0	1:38.389 (1)	89.03		15:29:19.721	
10 -	31.558	97.9	44.136	89.3	23.633	120.0	1:39.327	88.19	0.938	15:30:59.048	
11 -	31.328	99.1	44.009	87.4	23.622	120.2	1:38.959	88.51	0.570	15:32:38.007	
12 -	31.746	97.3	43.994	87.6	23.425	121.5	1:39.165	88.33	0.776	15:34:17.172	

P10 3		Keith ASHWORTH					Caterham Superlight R300				
IDEAL LAP TIME : 1:38.432		BEST LAP TIME : 1:39.214					DIFFERENCE : 0.782				
LAP	SECTOR 1		SECTOR 2		SECTOR 3		LAP TIME	MPH	DIFF	TIME OF DAY	
1 -		95.3	46.490	79.9	24.197	122.9	1:50.540	79.24	11.326	15:16:11.543	
2 -	31.784	96.9	45.035	87.1	23.799	122.4	1:40.618	87.06	1.404	15:17:52.161	
3 -	31.265	97.6	44.390	87.7	23.559	124.0	1:39.214 (1)	88.29		15:19:31.375	
4 -	31.431	96.2	45.767	81.0	24.200	124.9	1:41.398	86.39	2.184	15:21:12.773	
5 -	31.773	99.7	45.088	83.4	23.631	124.0	1:40.492	87.16	1.278	15:22:53.265	
6 -	31.166	99.8	44.036	84.7	24.297	122.9	1:39.499 (2)	88.03	0.285	15:24:32.764	
7 -	31.002	100.3	44.509	86.8	24.411	118.5	1:39.922 (3)	87.66	0.708	15:26:12.686	
8 -	31.773	101.3	45.090	87.9	23.394	123.8	1:40.257	87.37	1.043	15:27:52.943	
9 -	31.219	98.3	47.190	82.2	24.015	123.1	1:42.424	85.52	3.210	15:29:35.367	
10 -	31.547	99.1	44.622	89.1	23.753	121.1	1:39.922 (3)	87.66	0.708	15:31:15.289	
11 -	31.262	98.3	44.703	86.5	24.089	120.0	1:40.054	87.55	0.840	15:32:55.343	
12 -	31.450	99.2	44.665	85.9	23.835	118.7	1:39.950	87.64	0.736	15:34:35.293	

P11 44		John WHITEHOUSE					Caterham Superlight R300				
IDEAL LAP TIME : 1:38.909		BEST LAP TIME : 1:39.293					DIFFERENCE : 0.384				
LAP	SECTOR 1		SECTOR 2		SECTOR 3		LAP TIME	MPH	DIFF	TIME OF DAY	
1 -		99.2	46.120	78.6	24.047	121.5	1:50.181	79.50	10.888	15:16:11.184	
2 -	31.701	98.8	44.801	85.0	23.948	124.7	1:40.450	87.20	1.157	15:17:51.634	
3 -	31.058	97.2	44.342	82.4	23.893	120.9	1:39.293 (1)	88.22		15:19:30.927	
4 -	31.333	99.8	46.274	78.5	24.119	125.4	1:41.726	86.11	2.433	15:21:12.653	
5 -	31.603	97.3	44.284	83.9	23.687	121.7	1:39.574 (2)	87.97	0.281	15:22:52.227	
6 -	31.203	100.1	44.443	87.8	24.556	118.5	1:40.202	87.42	0.909	15:24:32.429	
7 -	31.579	100.1	44.632	81.6	24.000	118.7	1:40.211	87.41	0.918	15:26:12.640	
8 -	32.051	100.3	44.448	87.9	23.726	120.0	1:40.225	87.40	0.932	15:27:52.865	
9 -	31.535	97.3	47.305	83.8	24.169	118.1	1:43.009	85.03	3.716	15:29:35.874	
10 -	31.342	99.8	44.555	85.7	23.941	120.2	1:39.838 (3)	87.74	0.545	15:31:15.712	
11 -	31.664	97.9	44.164	84.3	24.066	121.1	1:39.894	87.69	0.601	15:32:55.606	
12 -	31.488	99.4	44.708	89.8	23.711	120.9	1:39.907	87.67	0.614	15:34:35.513	

P12 69		Stephen COLLINS					Caterham Superlight R300				
IDEAL LAP TIME : 1:38.584		BEST LAP TIME : 1:38.866					DIFFERENCE : 0.282				
LAP	SECTOR 1		SECTOR 2		SECTOR 3		LAP TIME	MPH	DIFF	TIME OF DAY	
1 -		88.3	45.662	78.6	23.895	121.5	1:49.759	79.80	10.893	15:16:10.762	

Weather / Track : Bright / Dry

Results can be found at www.tsl-timing.com

Page 3 of 5

Brands Hatch GP

Circuit Length = 2.4332 miles

Start: 15:14 Flag 15:33 End: 15:35

Printed - 15:42 Saturday, 01 August 2015

BookaTrack.com Caterham Superlight R300 Championship

RACE 3 - SECTOR ANALYSIS

SECTOR 1 = FL to I1, SECTOR 2 = I1 to I2, SECTOR 3 = I2 to FL, DIFF = Difference To Personal Best Lap

2 -	31.921	98.2	44.563	82.6	24.377	123.8	1:40.861	86.85	1.995	15:17:51.623
3 -	30.724	99.8	44.419	83.4	23.723	123.5	1:38.866 (1)	88.60		15:19:30.489
4 -	31.503	97.3	45.755	87.0	23.908	117.9	1:41.166	86.58	2.300	15:21:11.655
5 -	31.072	98.3	45.197	89.0	23.809	118.3	1:40.078	87.53	1.212	15:22:51.733
6 -	31.292	99.4	44.648	91.1	24.187	117.9	1:40.127	87.48	1.261	15:24:31.860
7 -	31.020	98.8	45.042	91.3	24.618	115.7	1:40.680	87.00	1.814	15:26:12.540
8 -	31.334	98.9	44.885	85.5	23.448	121.3	1:39.667 (3)	87.89	0.801	15:27:52.207
9 -	31.822	96.2	47.157	84.3	24.076	118.7	1:43.055	85.00	4.189	15:29:35.262
10 -	31.301	96.6	44.412	87.4	23.839	117.9	1:39.552 (2)	87.99	0.686	15:31:14.814
11 -	31.122	98.5	44.958	86.0	23.945	117.9	1:40.025	87.57	1.159	15:32:54.839
12 -	31.206	97.8	46.014	83.0	23.546	120.6	1:40.766	86.93	1.900	15:34:35.605

P13 82		Stewart CALDER					Caterham Superlight R300				
IDEAL LAP TIME : 1:38.677		BEST LAP TIME : 1:39.057					DIFFERENCE : 0.380				
LAP	SECTOR 1	SECTOR 2	SECTOR 3	LAP TIME	MPH	DIFF	TIME OF DAY				
1 -		92.5	46.501	81.7	23.854	122.2	1:48.917	80.42	9.860	15:16:09.920	
2 -	32.959	93.8	46.407	81.4	23.828	121.5	1:43.194	84.88	4.137	15:17:53.114	
3 -	31.630	98.5	43.983	81.0	23.526	121.3	1:39.139 (2)	88.35	0.082	15:19:32.253	
4 -	31.168	100.0	45.693	74.8	23.977	122.9	1:40.838	86.87	1.781	15:21:13.091	
5 -	32.041	98.6	45.041	80.1	23.625	123.1	1:40.707	86.98	1.650	15:22:53.798	
6 -	31.227	99.5	44.709	84.6	23.810	122.9	1:39.746 (3)	87.82	0.689	15:24:33.544	
7 -	31.502	100.1	44.907	82.0	23.891	121.5	1:40.300	87.33	1.243	15:26:13.844	
8 -	31.708	99.1	45.159	82.3	23.706	122.2	1:40.573	87.09	1.516	15:27:54.417	
9 -	31.480	100.6	46.571	75.2	24.250	121.5	1:42.301	85.62	3.244	15:29:36.718	
10 -	31.782	98.8	44.464	80.7	23.673	124.9	1:39.919	87.66	0.862	15:31:16.637	
11 -	32.300	99.2	44.486	84.2	23.602	121.7	1:40.388	87.25	1.331	15:32:57.025	
12 -	31.291	99.5	44.082	81.5	23.684	122.0	1:39.057 (1)	88.43		15:34:36.082	

P14 33		David MCGILVRAY					Caterham Superlight R301				
IDEAL LAP TIME : 1:39.171		BEST LAP TIME : 1:39.315					DIFFERENCE : 0.144				
LAP	SECTOR 1	SECTOR 2	SECTOR 3	LAP TIME	MPH	DIFF	TIME OF DAY				
1 -		90.6	46.024	76.0	23.595	124.9	1:49.252	80.18	9.937	15:16:10.255	
2 -	31.776	96.2	44.962	81.8	24.335	121.3	1:41.073	86.66	1.758	15:17:51.328	
3 -	31.926	96.0	44.268	83.2	23.518	124.9	1:39.712 (2)	87.85	0.397	15:19:31.040	
4 -	31.567	93.8	45.631	82.8	23.955	120.4	1:41.153	86.59	1.838	15:21:12.193	
5 -	31.402	93.8	44.654	80.8	23.850		1:39.906 (3)	87.68	0.591	15:22:52.099	
6 -	31.541	98.3	44.518	79.0	24.710		1:40.769	86.92	1.454	15:24:32.868	
7 -	31.552	98.8	44.458	81.8	23.969	121.5	1:39.979	87.61	0.664	15:26:12.847	
8 -	31.385	98.8	44.279	89.3	23.651	119.6	1:39.315 (1)	88.20		15:27:52.162	
9 -	31.964	94.2	47.680	80.1	24.056		1:43.700	84.47	4.385	15:29:35.862	
10 -		94.6	46.837	71.8	24.728		3:50.526	37.99	2:11.211	15:33:26.388	
11 -	32.273	96.0	44.906	80.9	24.088		1:41.267	86.50	1.952	15:35:07.655	

P15 88		Matt DYER					Caterham Superlight R300				
IDEAL LAP TIME : 1:37.513		BEST LAP TIME : 1:37.974					DIFFERENCE : 0.461				
LAP	SECTOR 1	SECTOR 2	SECTOR 3	LAP TIME	MPH	DIFF	TIME OF DAY				
1 -		99.7	44.613	84.8	23.318	122.9	1:45.355	83.14	7.381	15:16:06.358	
2 -	30.675	99.4	44.037	88.4	23.398	121.7	1:38.110 (3)	89.28	0.136	15:17:44.468	
3 -	30.818	99.7	43.983	90.1	23.283	121.3	1:38.084 (2)	89.30	0.110	15:19:22.552	
4 -	30.373	100.6	44.341	86.2	23.260	124.5	1:37.974 (1)	89.40		15:21:00.526	
5 -	30.561	100.1	44.497	88.0	23.425	121.5	1:38.483	88.94	0.509	15:22:39.009	
6 -	31.006	100.3	44.230	84.2	23.512	121.1	1:38.748	88.70	0.774	15:24:17.757	
7 -	30.543	100.6	44.381	89.8	23.665	121.3	1:38.589	88.85	0.615	15:25:56.346	
8 -	30.803	99.8	44.176	85.8	23.453	122.9	1:38.432	88.99	0.458	15:27:34.778	
9 -	31.130	100.4	43.880	90.6	23.484	121.3	1:38.494	88.93	0.520	15:29:13.272	
10 -	30.945	100.1	44.808	87.6	23.746	122.4	1:39.499	88.03	1.525	15:30:52.771	

P16 17		Paul O REILLY					Caterham Superlight R300				
IDEAL LAP TIME : 1:39.171		BEST LAP TIME : 1:39.641					DIFFERENCE : 0.470				
LAP	SECTOR 1	SECTOR 2	SECTOR 3	LAP TIME	MPH	DIFF	TIME OF DAY				

Weather / Track : Bright / Dry

BookaTrack.com Caterham Superlight R300 Championship

RACE 3 - SECTOR ANALYSIS

SECTOR 1 = FL to I1, SECTOR 2 = I1 to I2, SECTOR 3 = I2 to FL, DIFF = Difference To Personal Best Lap

1 -		98.1	45.978	88.3	24.077	121.5	1:48.732	80.56	9.091	15:16:09.735
2 -	31.932	98.3	45.112	84.4	23.889	121.5	1:40.933	86.78	1.292	15:17:50.668
3 -	31.171	99.4	44.685	85.8	23.785	120.2	1:39.641 (1)	87.91		15:19:30.309
4 -	31.532	99.8	46.456	79.7	24.236	124.5	1:42.224	85.69	2.583	15:21:12.533
5 -	31.765	100.6	45.157	84.7	23.633	122.0	1:40.555	87.11	0.914	15:22:53.088
6 -	31.519	101.6	44.502	87.3	23.768	124.9	1:39.789 (2)	87.78	0.148	15:24:32.877
7 -	31.690	97.9	44.792	84.9	23.498	122.9	1:39.980 (3)	87.61	0.339	15:26:12.857
8 -	32.001	102.1	45.435	93.2	23.611	121.7	1:41.047	86.69	1.406	15:27:53.904
9 -	31.412	100.3	46.824	77.4	24.185	123.1	1:42.421	85.52	2.780	15:29:36.325
10 -	31.530	97.9	44.640	82.7	24.078	122.0	1:40.248	87.38	0.607	15:31:16.573

P17 19 Aaron HEAD Caterham Superlight R300

IDEAL LAP TIME : 1:37.831 BEST LAP TIME : 1:44.835 DIFFERENCE : 7.004

LAP	SECTOR 1	SECTOR 2	SECTOR 3	LAP TIME	MPH	DIFF	TIME OF DAY	
1 -	98.9	44.178	83.8	23.166	122.0	1:44.835 (1)	83.55	15:16:05.838

BookaTrack.com Caterham Superlight R300 Championship

RACE 3 - BEST SECTORS

SECTOR 1			SECTOR 2			SECTOR 3			IDEAL / BEST COMPARISON						
POS	NO	NAME	TIME	NO	NAME	TIME	NO	NAME	TIME	POS	NO	NAME	IDEAL	BEST	DIFF
													PERFECT LAP	1:36.519	
1	16	ROBINSON	30.324	16	ROBINSON	43.172	66	THACKER	23.023	1	16	ROBINSON	1:36.687	1:36.809	0.122
2	88	DYER	30.373	46	MORTIMER	43.544	32	WIGGINS	23.049	2	32	WIGGINS	1:37.178	1:37.704	0.526
3	66	THACKER	30.432	4	ELLIS	43.587	4	ELLIS	23.056	3	46	MORTIMER	1:37.333	1:37.936	0.603
4	19	HEAD	30.487	32	WIGGINS	43.632	46	MORTIMER	23.098	4	4	ELLIS	1:37.335	1:37.803	0.468
5	32	WIGGINS	30.497	13	SIMPSON	43.724	19	HEAD	23.166	5	66	THACKER	1:37.338	1:37.704	0.366
6	18	BYRNE	30.513	8	KILLEEN	43.777	16	ROBINSON	23.191	6	88	DYER	1:37.513	1:37.974	0.461
7	46	MORTIMER	30.691	18	BYRNE	43.805	18	BYRNE	23.213	7	18	BYRNE	1:37.531	1:37.890	0.359
8	4	ELLIS	30.692	88	DYER	43.880	88	DYER	23.260	8	13	SIMPSON	1:37.798	1:37.861	0.063
9	8	KILLEEN	30.709	66	THACKER	43.883	13	SIMPSON	23.300	9	19	HEAD	1:37.831	1:44.835	7.004
10	69	COLLINS	30.724	55	RUSTON	43.893	3	ASHWORTH	23.394	10	8	KILLEEN	1:37.969	1:38.346	0.377
11	13	SIMPSON	30.774	82	CALDER	43.983	55	RUSTON	23.409	11	55	RUSTON	1:38.255	1:38.389	0.134
12	55	RUSTON	30.953	3	ASHWORTH	44.036	69	COLLINS	23.448	12	3	ASHWORTH	1:38.432	1:39.214	0.782
13	3	ASHWORTH	31.002	44	WHITEHOUSE	44.164	8	KILLEEN	23.483	13	69	COLLINS	1:38.584	1:38.866	0.282
14	44	WHITEHOUSE	31.058	19	HEAD	44.178	17	O REILLY	23.498	14	82	CALDER	1:38.677	1:39.057	0.380
15	82	CALDER	31.168	33	MCGILVRAY	44.268	33	MCGILVRAY	23.518	15	44	WHITEHOUSE	1:38.909	1:39.293	0.384
16	17	O REILLY	31.171	69	COLLINS	44.412	82	CALDER	23.526	16	33	MCGILVRAY	1:39.171	1:39.315	0.144
17	33	MCGILVRAY	31.385	17	O REILLY	44.502	44	WHITEHOUSE	23.687	17	17	O REILLY	1:39.171	1:39.641	0.470

Weather / Track : Bright / Dry

Results can be found at www.tsl-timing.com

Brands Hatch GP

Circuit Length = 2.4332 miles

Start: 15:14 Flag 15:33 End: 15:35

Printed - 15:36 Saturday, 01 August 2015

BookaTrack.com Caterham Superlight R300 Championship

RACE 3 - BEST SPEEDS

POS	INTERMEDIATE 1			INTERMEDIATE 2			FINISH LINE		
	NO	NAME	MPH	NO	NAME	MPH	NO	NAME	MPH
1	66	THACKER	102.2	16	ROBINSON	94.1	13	SIMPSON	125.9
2	17	O REILLY	102.1	17	O REILLY	93.2	44	WHITEHOUSE	125.4
3	32	WIGGINS	101.6	46	MORTIMER	93.2	4	ELLIS	125.2
4	3	ASHWORTH	101.3	55	RUSTON	92.4	3	ASHWORTH	124.9
5	19	HEAD	101.2	32	WIGGINS	92.3	17	O REILLY	124.9
6	4	ELLIS	100.9	66	THACKER	92.0	33	MCGILVRAY	124.9
7	46	MORTIMER	100.9	18	BYRNE	91.9	82	CALDER	124.9
8	82	CALDER	100.6	4	ELLIS	91.3	88	DYER	124.5
9	88	DYER	100.6	69	COLLINS	91.3	66	THACKER	124.2
10	16	ROBINSON	100.3	88	DYER	90.6	46	MORTIMER	123.8
11	44	WHITEHOUSE	100.3	13	SIMPSON	90.4	69	COLLINS	123.8
12	13	SIMPSON	100.0	44	WHITEHOUSE	89.8	32	WIGGINS	123.5
13	8	KILLEEN	99.8	33	MCGILVRAY	89.3	19	HEAD	122.0
14	69	COLLINS	99.8	3	ASHWORTH	89.1	55	RUSTON	122.0
15	18	BYRNE	99.4	8	KILLEEN	88.5	18	BYRNE	120.4
16	55	RUSTON	99.2	82	CALDER	84.6	16	ROBINSON	119.8
17	33	MCGILVRAY	98.8	19	HEAD	83.8	8	KILLEEN	119.6

Weather / Track : Bright / Dry

Results can be found at www.tsl-timing.com

Brands Hatch GP
Circuit Length = 2.4332 miles
Start: 15:14 Flag 15:33 End: 15:35
Printed - 15:37 Saturday, 01 August 2015

BookaTrack.com Caterham Superlight R300 Championship

RACE 3 - LAP CHART

LAP 1 @ 15:16:03.684			LAP 2 @ 15:17:40.493			LAP 3 @ 15:19:17.524			LAP 4 @ 15:20:54.507			LAP 5 @ 15:22:31.424		
NO	BEHIND	LAP TIME	NO	BEHIND	LAP TIME	NO	BEHIND	LAP TIME	NO	BEHIND	LAP TIME	NO	BEHIND	LAP TIME
16		1:42.681	16		1:36.809	16		1:37.031	16		1:36.983	16		1:36.917
18	1.244	1:43.925	18	2.605	1:38.170	18	3.464	1:37.890	18	4.955	1:38.474	18	6.650	1:38.612
46	1.635	1:44.316	46	2.820	1:37.994	46	3.725	1:37.936	32	5.042	1:38.291	32	6.850	1:38.725
32	1.708	1:44.389	32	3.061	1:38.162	32	3.734	1:37.704	46	5.448	1:38.706	46	6.861	1:38.330
19	2.154	1:44.835	66	3.072	1:37.704	66	4.149	1:38.108	66	5.764	1:38.598	88	7.585	1:38.483
66	2.177	1:44.858	88	3.975	1:38.110	88	5.028	1:38.084	88	6.019	1:37.974	66	7.709	1:38.862
88	2.674	1:45.355	4	4.049	1:38.073	4	5.132	1:38.114	4	6.207	1:38.058	4	7.875	1:38.585
4	2.785	1:45.466	55	6.247	1:39.375	8	9.029	1:39.010	8	10.859	1:38.813	8	12.663	1:38.721
55	3.681	1:46.362	8	7.050	1:38.634	55	9.549	1:40.333	55	11.330	1:38.764	55	12.961	1:38.548
8	5.225	1:47.906	13	9.113	1:39.561	13	10.272	1:38.190	13	12.124	1:38.835	13	13.068	1:37.861
17	6.051	1:48.732	17	10.175	1:40.933	17	12.785	1:39.641	69	17.148	1:41.166	69	20.309	1:40.078
82	6.236	1:48.917	33	10.835	1:41.073	69	12.965	1:38.866	33	17.686	1:41.153	33	20.675	1:39.906
13	6.361	1:49.042	69	11.130	1:40.861	44	13.403	1:39.293	17	18.026	1:42.224	44	20.803	1:39.574
33	6.571	1:49.252	44	11.141	1:40.450	33	13.516	1:39.712	44	18.146	1:41.726	17	21.664	1:40.555
69	7.078	1:49.759	3	11.668	1:40.618	3	13.851	1:39.214	3	18.266	1:41.398	3	21.841	1:40.492
44	7.500	1:50.181	82	12.621	1:43.194	82	14.729	1:39.139	82	18.584	1:40.838	82	22.374	1:40.707
3	7.859	1:50.540												

Weather / Track : Bright / Dry

Results can be found at www.tsl-timing.com

Page 1 of 3

Brands Hatch GP
 Circuit Length = 2.4332 miles
 Start: 15:14 Flag 15:33 End: 15:35

Printed - 15:37 Saturday, 01 August 2015

BookaTrack.com Caterham Superlight R300 Championship

RACE 3 - LAP CHART

LAP 6 @ 15:24:08.533			LAP 7 @ 15:25:45.749			LAP 8 @ 15:27:23.071			LAP 9 @ 15:29:00.312			LAP 10 @ 15:30:38.083		
NO	BEHIND	LAP TIME	NO	BEHIND	LAP TIME	NO	BEHIND	LAP TIME	NO	BEHIND	LAP TIME	NO	BEHIND	LAP TIME
16		1:37.109	16		1:37.216	16		1:37.322	16		1:37.241	16		1:37.771
18	8.066	1:38.525	18	9.028	1:38.178	18	10.918	1:39.212	18	11.716	1:38.039	18	12.827	1:38.882
32	8.267	1:38.526	32	9.032	1:37.981	32	10.941	1:39.231	32	11.840	1:38.140	46	12.900	1:38.263
46	8.277	1:38.525	66	9.840	1:38.103	66	11.255	1:38.737	66	12.328	1:38.314	32	12.972	1:38.903
66	8.953	1:38.353	46	9.855	1:38.794	46	11.396	1:38.863	46	12.408	1:38.253	66	14.447	1:39.890
88	9.224	1:38.748	88	10.597	1:38.589	88	11.707	1:38.432	88	12.960	1:38.494	88	14.688	1:39.499
4	9.555	1:38.789	4	10.697	1:38.358	4	11.808	1:38.433	4	13.033	1:38.466	4	14.880	1:39.618
8	14.215	1:38.661	8	15.345	1:38.346	8	17.249	1:39.226	13	19.232	1:39.048	13	19.485	1:38.024
55	14.492	1:38.640	13	16.521	1:38.999	13	17.425	1:38.226	8	19.400	1:39.392	8	20.531	1:38.902
13	14.738	1:38.779	55	16.621	1:39.345	55	18.261	1:38.962	55	19.409	1:38.389	55	20.965	1:39.327
69	23.327	1:40.127	69	26.791	1:40.680	33	29.091	1:39.315	69	34.950	1:43.055	69	36.731	1:39.552
44	23.896	1:40.202	44	26.891	1:40.211	69	29.136	1:39.667	3	35.055	1:42.424	3	37.206	1:39.922
3	24.231	1:39.499	3	26.937	1:39.922	44	29.794	1:40.225	33	35.550	1:43.700	44	37.629	1:39.838
33	24.335	1:40.769	33	27.098	1:39.979	3	29.872	1:40.257	44	35.562	1:43.009	17	38.490	1:40.248
17	24.344	1:39.789	17	27.108	1:39.980	17	30.833	1:41.047	17	36.013	1:42.421	82	38.554	1:39.919
82	25.011	1:39.746	82	28.095	1:40.300	82	31.346	1:40.573	82	36.406	1:42.301			

Weather / Track : Bright / Dry

Results can be found at www.tsl-timing.com

Page 2 of 3

Brands Hatch GP

Circuit Length = 2.4332 miles

Start: 15:14 Flag 15:33 End: 15:35

Printed - 15:37 Saturday, 01 August 2015

BookaTrack.com Caterham Superlight R300 Championship

RACE 3 - LAP CHART

LAP 11 @ 15:32:16.284			LAP 12 @ 15:33:54.834		
NO	BEHIND	LAP TIME	NO	BEHIND	LAP TIME
16		1:38.201	16		1:38.550
18	12.980	1:38.354	18	13.407	1:38.977
46	13.996	1:39.297	46	13.520	1:38.074
32	14.396	1:39.625	32	13.614	1:37.768
66	15.217	1:38.971	66	14.932	1:38.265
4	15.769	1:39.090	4	15.022	1:37.803
13	19.699	1:38.415	13	19.492	1:38.343
8	21.648	1:39.318	8	22.062	1:38.964
55	21.723	1:38.959	55	22.338	1:39.165
69	38.555	1:40.025	3	40.459	1:39.950
3	39.059	1:40.054	44	40.679	1:39.907
44	39.322	1:39.894	69	40.771	1:40.766
82	40.741	1:40.388	82	41.248	1:39.057
33	1 Lap	3:50.526	33	1 Lap	1:41.267

Weather / Track : Bright / Dry

Results can be found at www.tsl-timing.com

Page 3 of 3

Brands Hatch GP
Circuit Length = 2.4332 miles
Start: 15:14 Flag 15:33 End: 15:35

Printed - 15:37 Saturday, 01 August 2015

BookaTrack.com Caterham Superlight R300 Championship

RACE 3 - POSITION CHART

No	Name	Lap													
		Pos	1	2	3	4	5	6	7	8	9	10	11	12	
16	ROBINSON	1	16	16	16	16	16	16	16	16	16	16	16	16	16
46	MORTIMER	2	18	18	18	18	18	18	18	18	18	18	18	18	18
19	HEAD	3	46	46	46	32	32	32	32	32	32	46	46	46	46
18	BYRNE	4	32	32	32	46	46	46	66	66	66	32	32	32	32
32	WIGGINS	5	19	66	66	66	88	66	46	46	46	66	66	66	66
66	THACKER	6	66	88	88	88	66	88	88	88	88	88	4	4	4
88	DYER	7	88	4	4	4	4	4	4	4	4	4	13	13	13
55	RUSTON	8	4	55	8	8	8	8	8	8	13	13	8	8	8
33	MCGILVRAY	9	55	8	55	55	55	55	13	13	8	8	55	55	55
13	SIMPSON	10	8	13	13	13	13	13	55	55	55	55	69	3	3
82	CALDER	11	17	17	17	69	69	69	69	33	69	69	3	44	44
4	ELLIS	12	82	33	69	33	33	44	44	69	3	3	44	69	69
8	KILLEEN	13	13	69	44	17	44	3	3	44	33	44	82	82	82
17	O REILLY	14	33	44	33	44	17	33	33	3	44	17	33	33	33
44	WHITEHOUSE	15	69	3	3	3	3	17	17	17	17	82	82	82	82
3	ASHWORTH	16	44	82	82	82	82	82	82	82	82	82	33	33	33
69	COLLINS	17	3	3	3	3	3	3	3	3	3	3	3	3	3

Weather / Track : Bright / Dry

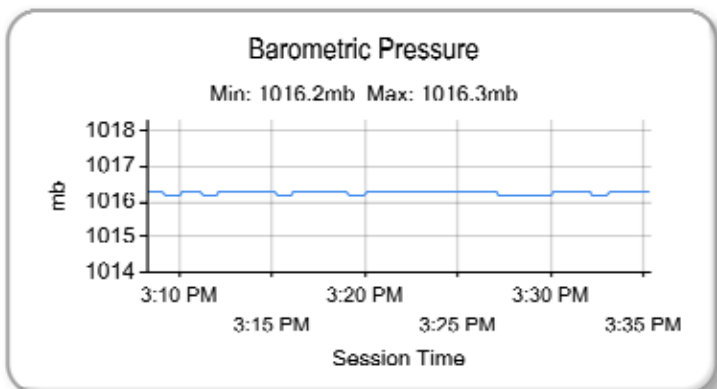
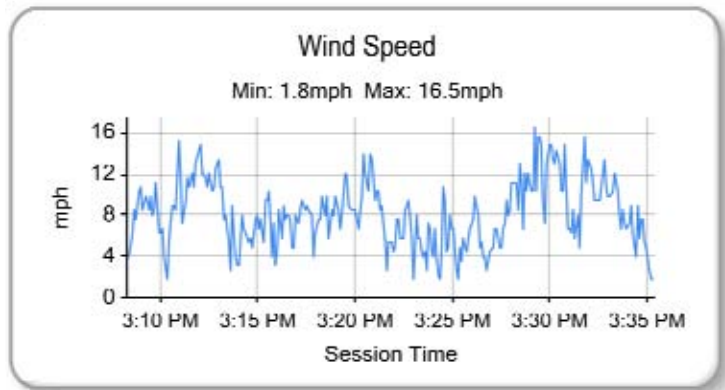
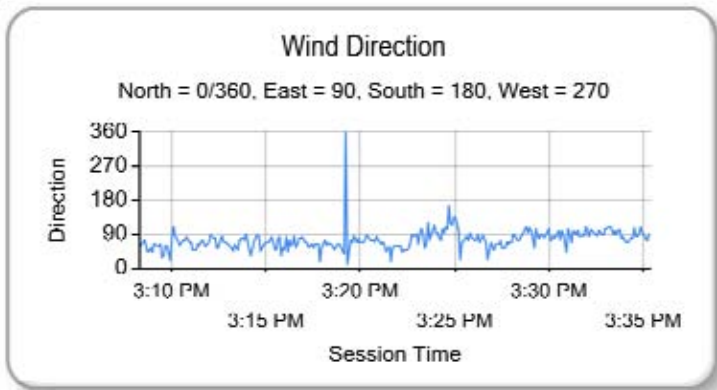

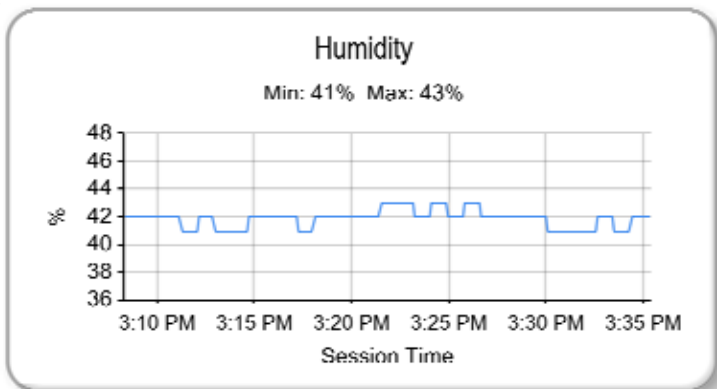
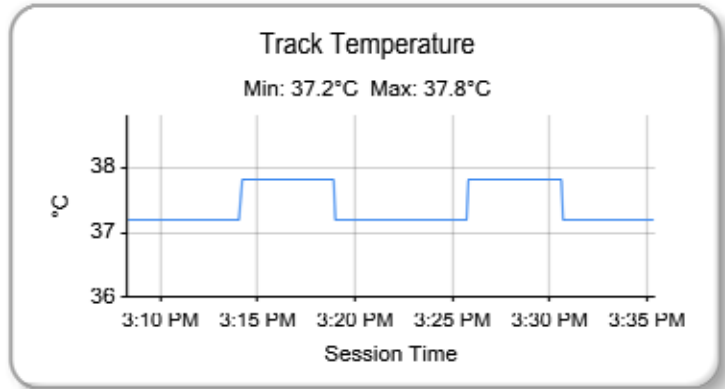
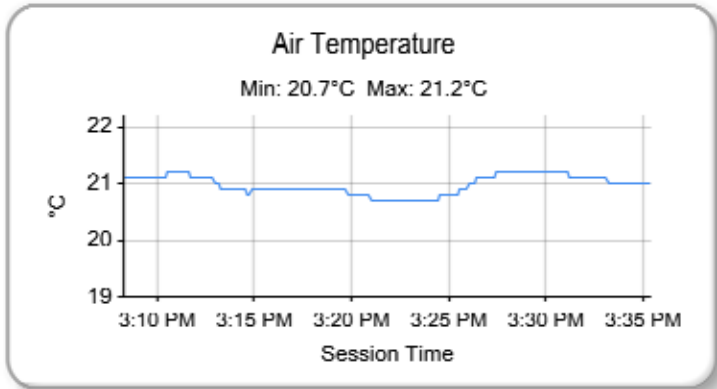
Results can be found at www.tsl-timing.com

Brands Hatch GP
 Circuit Length = 2.4332 miles
 Start: 15:14 Flag 15:33 End: 15:35

Printed - 15:38 Saturday, 01 August 2015

BookaTrack.com Caterham Superlight R300 Championship

RACE 3 - WEATHER CONDITIONS



Weather / Track : Bright / Dry

Results can be found at www.tsl-timing.com

Brands Hatch GP
 Circuit Length = 2.4332 miles
 Start: 15:14 Flag 15:33 End: 15:35

Printed - 15:44 Saturday, 01 August 2015

BookaTrack.com Caterham Superlight R300 Championship
RACE 11 - GRID (20 minutes) - AMENDED

ROW 9	17	17	Paul O REILLY	
ROW 8		15	88	Matt DYER
		16	19	Aaron HEAD
ROW 7	13	82	Stewart CALDER	
		14	33	David MCGILVRAY
ROW 6		11	44	John WHITEHOUSE
		12	69	Stephen COLLINS
ROW 5	9	55	Steve RUSTON	
		10	3	Keith ASHWORTH
ROW 4		7	13	Stuart SIMPSON
		8	8	Danny KILLEEN
ROW 3	5	66	Paul THACKER	
		6	4	Jeremy ELLIS
ROW 2		3	46	Jonathan MORTIMER
		4	32	Lee WIGGINS
ROW 1	1	16	David ROBINSON	
		2	18	Sean BYRNE
			Pole	

Brands Hatch GP
 Circuit Length = 2.4332 miles

These results are provisional until the conclusion of any judicial and technical matters.

Clerk Of Course :		Timekeeper :	
-------------------	--	--------------	--

Results can be found at www.tsl-timing.com

Printed - 17:43 Saturday, 01 August 2015



BookaTrack.com Caterham Superlight R300 Championship

RACE 11 - CLASSIFICATION

POS	NO	NAME	ENTRY	LAPS	TIME	GAP	DIFF	MPH	BEST	ON
1	16	David ROBINSON	Caterham Superlight R300	13	21:19.371			89.01	1:37.872	7
2	19	Aaron HEAD	Caterham Superlight R300	13	21:21.672	2.301	2.301	88.85	1:37.534	2
3	32	Lee WIGGINS	Caterham Superlight R300	13	21:32.491	13.120	10.819	88.10	1:38.380	9
4	18	Sean BYRNE	Caterham Superlight R300	13	21:32.594	13.223	0.103	88.10	1:38.357	9
5	46	Jonathan MORTIMER	Caterham Superlight R300	13	21:32.604	13.233	0.010	88.09	1:38.005	9
6	82	Stewart CALDER	Caterham Superlight R300	13	21:44.494	25.123	11.890	87.29	1:38.783	9
7	3	Keith ASHWORTH	Caterham Superlight R300	13	21:48.551	29.180	4.057	87.02	1:38.706	4
8	33	David MCGILVRAY	Caterham Superlight R301	13	21:48.600	29.229	0.049	87.02	1:39.381	12
9	88	Matt DYER	Caterham Superlight R300	13	22:00.587	41.216	11.987	86.23	1:38.575	6
10	17	Paul O REILLY	Caterham Superlight R300	13	22:00.755	41.384	0.168	86.22	1:39.924	13

NOT CLASSIFIED

DNF	66	Paul THACKER	Caterham Superlight R300	10	16:41.759	3 Laps	3 Laps	87.44	1:38.621	9
DNF	8	Danny KILLEEN	Caterham Superlight R300	7	11:43.118	6 Laps	3 Laps	87.20	1:39.153	4
DNF	4	Jeremy ELLIS	Caterham Superlight R300	5	8:23.090	8 Laps	2 Laps	87.06	1:38.857	4
DNF	13	Stuart SIMPSON	Caterham Superlight R300	0						
DNF	44	John WHITEHOUSE	Caterham Superlight R300	0						
DNF	55	Steve RUSTON	Caterham Superlight R300	0						
DNF	69	Stephen COLLINS	Caterham Superlight R300	0						

FASTEST LAP

19	Aaron HEAD	Caterham Superlight R300	2	1:37.534	89.81 mph	144.54 kph
----	------------	--------------------------	---	----------	-----------	------------

Weather / Track : Bright / Dry

These results are provisional until the conclusion of any judicial and technical matters.

Brands Hatch GP

Circuit Length = 2.4332 miles

Start: 15:49 Flag 16:11 End: 16:12

Clerk Of Course :

Timekeeper :

BookaTrack.com Caterham Superlight R300 Championship

RACE 11 - SECTOR ANALYSIS

SECTOR 1 = FL to I1, SECTOR 2 = I1 to I2, SECTOR 3 = I2 to FL, DIFF = Difference To Personal Best Lap

P1 16		David ROBINSON					Caterham Superlight R300				
IDEAL LAP TIME : 1:37.590		BEST LAP TIME : 1:37.872					DIFFERENCE : 0.282				
LAP	SECTOR 1		SECTOR 2		SECTOR 3		LAP TIME	MPH	DIFF	TIME OF DAY	
1 -		99.5	43.736	89.2	23.512	116.7	1:43.215	84.86	5.343	15:51:42.257	
2 -	30.938	100.7	43.595	91.0	23.457	118.1	1:37.990	89.39	0.118	15:53:20.247	
3 -	30.769	100.3	43.831	93.7	23.487	117.9	1:38.087	89.30	0.215	15:54:58.334	
4 -	30.711	99.5	43.888	91.6	23.497	118.3	1:38.096	89.29	0.224	15:56:36.430	
5 -	30.888	98.9	43.543	90.0	23.507	118.3	1:37.938	89.44	0.066	15:58:14.368	
6 -	30.798	98.9	43.738	89.7	23.434	117.7	1:37.970	89.41	0.098	15:59:52.338	
7 -	30.666	100.7	43.541	91.1	23.665	116.9	1:37.872 (1)	89.50		16:01:30.210	
8 -	30.650	100.6	43.735	92.1	23.549	117.3	1:37.934 (3)	89.44	0.062	16:03:08.144	
9 -	30.632	101.2	43.791	90.6	23.512	118.1	1:37.935	89.44	0.063	16:04:46.079	
10 -	30.615	99.4	44.775	91.8	23.537	118.1	1:37.927 (2)	89.45	0.055	16:06:24.006	
11 -	30.702	99.5	44.073	90.4	23.468	117.9	1:38.243	89.16	0.371	16:08:02.249	
12 -	30.751	99.2	43.810	92.8	23.592	117.5	1:38.153	89.24	0.281	16:09:40.402	
13 -	30.669	99.8	43.810	91.0	23.532	118.3	1:38.011	89.37	0.139	16:11:18.413	

P2 19		Aaron HEAD					Caterham Superlight R300				
IDEAL LAP TIME : 1:36.884		BEST LAP TIME : 1:37.534					DIFFERENCE : 0.650				
LAP	SECTOR 1		SECTOR 2		SECTOR 3		LAP TIME	MPH	DIFF	TIME OF DAY	
1 -		101.0	44.067	86.8	23.558	120.4	1:46.457	82.28	8.923	15:51:45.499	
2 -	31.300	101.0	43.081	88.3	23.153	124.0	1:37.534 (1)	89.81		15:53:23.033	
3 -	30.956	101.8	44.193	92.0	23.300	119.6	1:38.449	88.97	0.915	15:55:01.482	
4 -	31.244	98.8	44.129	90.3	23.522	117.9	1:38.895	88.57	1.361	15:56:40.377	
5 -	30.847	97.9	43.637	92.8	23.446	117.9	1:37.930	89.45	0.396	15:58:18.307	
6 -	30.650	98.8	43.507	90.6	23.445	116.9	1:37.602 (3)	89.75	0.068	15:59:55.909	
7 -	30.728	99.4	43.455	94.2	23.902	116.3	1:38.085	89.30	0.551	16:01:33.994	
8 -	30.738	99.4	43.464	93.3	23.648	116.9	1:37.850	89.52	0.316	16:03:11.844	
9 -	30.685	100.3	43.529	90.0	23.570	117.5	1:37.784	89.58	0.250	16:04:49.628	
10 -	30.790	98.2	43.428	95.0	23.726	117.9	1:37.944	89.43	0.410	16:06:27.572	
11 -	30.651	99.1	43.634	93.3	23.432	117.3	1:37.717	89.64	0.183	16:08:05.289	
12 -	30.762	98.8	43.332	93.0	23.504	116.9	1:37.598 (2)	89.75	0.064	16:09:42.887	
13 -	30.767	99.4	43.588	93.7	23.472	118.1	1:37.827	89.54	0.293	16:11:20.714	

P3 32		Lee WIGGINS					Caterham Superlight R300				
IDEAL LAP TIME : 1:38.018		BEST LAP TIME : 1:38.380					DIFFERENCE : 0.362				
LAP	SECTOR 1		SECTOR 2		SECTOR 3		LAP TIME	MPH	DIFF	TIME OF DAY	
1 -		100.6	43.965	91.3	23.431	118.3	1:43.758	84.42	5.378	15:51:42.800	
2 -	31.619	99.7	44.317	90.8	23.485	118.3	1:39.421	88.10	1.041	15:53:22.221	
3 -	31.069	100.3	44.516	89.3	23.664	117.1	1:39.249	88.26	0.869	15:55:01.470	
4 -	31.497	100.9	44.166	87.0	23.388	118.1	1:39.051	88.43	0.671	15:56:40.521	
5 -	31.015	100.3	44.157	90.6	23.349	119.4	1:38.521 (2)	88.91	0.141	15:58:19.042	
6 -	31.058	99.8	44.450	89.9	23.528	118.7	1:39.036	88.45	0.656	15:59:58.078	
7 -	31.118	100.6	44.269	86.9	23.500	119.1	1:38.887	88.58	0.507	16:01:36.965	
8 -	30.956	99.1	44.584	88.1	23.478	118.3	1:39.018	88.46	0.638	16:03:15.983	
9 -	30.757	100.9	44.144	90.1	23.479	122.4	1:38.380 (1)	89.04		16:04:54.363	
10 -	31.000	99.7	44.433	86.9	23.402	119.6	1:38.835	88.63	0.455	16:06:33.198	
11 -	31.133	96.8	44.326	86.2	23.296	120.2	1:38.755 (3)	88.70	0.375	16:08:11.953	
12 -	31.122	100.0	44.311	92.8	23.985	117.9	1:39.418	88.11	1.038	16:09:51.371	
13 -	31.363	100.1	45.013	90.3	23.786	118.5	1:40.162	87.45	1.782	16:11:31.533	

P4 18		Sean BYRNE					Caterham Superlight R300				
IDEAL LAP TIME : 1:37.614		BEST LAP TIME : 1:38.357					DIFFERENCE : 0.743				
LAP	SECTOR 1		SECTOR 2		SECTOR 3		LAP TIME	MPH	DIFF	TIME OF DAY	
1 -		101.2	44.347	91.9	23.888	121.5	1:44.943	83.47	6.586	15:51:43.985	
2 -	31.610	100.6	43.773	87.6	23.462	120.6	1:38.845	88.62	0.488	15:53:22.830	
3 -	30.881	100.6	44.818	87.7	23.332	119.8	1:39.031	88.45	0.674	15:55:01.861	
4 -	31.267	101.5	44.203	83.9	23.326	119.6	1:38.796	88.66	0.439	15:56:40.657	
5 -	31.076	101.3	44.310	87.3	23.131	123.8	1:38.517 (2)	88.91	0.160	15:58:19.174	
6 -	31.155	101.2	44.421	87.4	23.370	119.8	1:38.946	88.53	0.589	15:59:58.120	

Weather / Track : Bright / Dry

Brands Hatch GP

Circuit Length = 2.4332 miles

Start: 15:49 Flag 16:11 End: 16:12

BookaTrack.com Caterham Superlight R300 Championship

RACE 11 - SECTOR ANALYSIS

SECTOR 1 = FL to I1, SECTOR 2 = I1 to I2, SECTOR 3 = I2 to FL, DIFF = Difference To Personal Best Lap

7 -	31.271	101.8	43.886	89.5	23.597	116.3	1:38.754	88.70	0.397	16:01:36.874
8 -	30.951	99.1	44.482	89.2	23.572	117.1	1:39.005	88.47	0.648	16:03:15.879
9 -	30.710	99.5	44.103	87.1	23.544	117.7	1:38.357 (1)	89.06		16:04:54.236
10 -	30.995	98.5	44.354	88.8	23.595	117.5	1:38.944	88.53	0.587	16:06:33.180
11 -	31.052	97.9	44.212	90.0	23.460	117.1	1:38.724 (3)	88.73	0.367	16:08:11.904
12 -	31.019	98.5	44.836	92.1	23.830	121.7	1:39.685	87.87	1.328	16:09:51.589
13 -	31.007	99.7	45.058	89.8	23.982	117.5	1:40.047	87.55	1.690	16:11:31.636

P5	46	Jonathan MORTIMER					Caterham Superlight R300				
IDEAL LAP TIME : 1:37.732		BEST LAP TIME : 1:38.005			DIFFERENCE : 0.273						

LAP	SECTOR 1		SECTOR 2		SECTOR 3		LAP TIME	MPH	DIFF	TIME OF DAY
1 -		101.0	44.182	86.8	23.587	117.3	1:44.814	83.57	6.809	15:51:43.856
2 -	31.374	101.0	44.344	84.3	23.450	122.2	1:39.168	88.33	1.163	15:53:23.024
3 -	31.250	101.5	44.416	87.3	23.327	122.9	1:38.993	88.48	0.988	15:55:02.017
4 -	31.419	100.1	44.113	83.9	23.327	122.0	1:38.859	88.60	0.854	15:56:40.876
5 -	31.302	99.5	44.104	85.0	23.253	121.3	1:38.659 (2)	88.78	0.654	15:58:19.535
6 -	31.405	99.7	43.940	88.3	23.616	120.9	1:38.961	88.51	0.956	15:59:58.496
7 -	31.266	101.5	43.911	85.9	23.735	119.1	1:38.912	88.56	0.907	16:01:37.408
8 -	30.865	101.8	44.757	88.6	23.829	117.9	1:39.451	88.08	1.446	16:03:16.859
9 -	30.856	99.5	43.647	89.0	23.502	119.8	1:38.005 (1)	89.38		16:04:54.864
10 -	30.864	100.4	44.295	83.7	23.504	121.3	1:38.663 (3)	88.78	0.658	16:06:33.527
11 -	30.993	100.9	44.587	84.8	23.483	118.7	1:39.063	88.42	1.058	16:08:12.590
12 -	30.832	100.0	44.683	91.0	23.494	122.4	1:39.009	88.47	1.004	16:09:51.599
13 -	31.423	100.3	44.913	83.9	23.711	120.4	1:40.047	87.55	2.042	16:11:31.646

P6	82	Stewart CALDER					Caterham Superlight R300				
IDEAL LAP TIME : 1:38.395		BEST LAP TIME : 1:38.783			DIFFERENCE : 0.388						

LAP	SECTOR 1		SECTOR 2		SECTOR 3		LAP TIME	MPH	DIFF	TIME OF DAY
1 -		99.2	44.509	83.4	23.575	120.0	1:47.945	81.15	9.162	15:51:46.987
2 -	31.900	100.3	44.961	84.2	23.554	121.5	1:40.415	87.23	1.632	15:53:27.402
3 -	31.357	100.4	44.215	84.4	23.582	119.8	1:39.154 (3)	88.34	0.371	15:55:06.556
4 -	31.627	98.8	43.977	85.9	23.844	119.6	1:39.448	88.08	0.665	15:56:46.004
5 -	31.531	97.5	44.900	81.6	23.662	120.6	1:40.093	87.51	1.310	15:58:26.097
6 -	31.399	99.1	44.070	86.9	23.831	118.1	1:39.300	88.21	0.517	16:00:05.397
7 -	31.633	99.7	43.913	85.1	24.001	118.7	1:39.547	87.99	0.764	16:01:44.944
8 -	31.130	95.8	44.264	87.8	23.837	119.4	1:39.231	88.27	0.448	16:03:24.175
9 -	30.939	100.7	44.301	86.5	23.543	122.0	1:38.783 (1)	88.67		16:05:02.958
10 -	31.171	99.8	44.117	86.0	23.601	121.5	1:38.889 (2)	88.58	0.106	16:06:41.847
11 -	32.527	95.4	45.131	85.5	23.986	117.1	1:41.644	86.18	2.861	16:08:23.491
12 -	31.850	97.5	44.481	85.7	23.789	118.1	1:40.120	87.49	1.337	16:10:03.611
13 -	31.651	99.2	44.495	88.6	23.779	118.3	1:39.925	87.66	1.142	16:11:43.536

P7	3	Keith ASHWORTH					Caterham Superlight R300				
IDEAL LAP TIME : 1:38.531		BEST LAP TIME : 1:38.706			DIFFERENCE : 0.175						

LAP	SECTOR 1		SECTOR 2		SECTOR 3		LAP TIME	MPH	DIFF	TIME OF DAY
1 -		95.5	44.471	85.3	23.571	119.4	1:49.408	80.06	10.702	15:51:48.450
2 -	31.736	99.7	44.508	87.8	23.529	121.1	1:39.773	87.79	1.067	15:53:28.223
3 -	31.425	99.7	44.420	86.9	23.725	119.6	1:39.570	87.97	0.864	15:55:07.793
4 -	31.298	99.7	43.863	91.1	23.545	121.5	1:38.706 (1)	88.74		15:56:46.499
5 -	31.251	99.4	43.870	89.2	23.788	118.7	1:38.909 (3)	88.56	0.203	15:58:25.408
6 -	31.245	98.9	44.042	88.0	23.776	118.3	1:39.063	88.42	0.357	16:00:04.471
7 -	31.203	100.9	44.349	87.1	23.781	117.3	1:39.333	88.18	0.627	16:01:43.804
8 -	31.242	99.1	44.299	86.5	23.969	117.9	1:39.510	88.02	0.804	16:03:23.314
9 -	31.276	100.1	44.260	87.9	23.675	118.7	1:39.211	88.29	0.505	16:05:02.525
10 -	31.144	98.5	44.049	88.5	23.524	121.5	1:38.717 (2)	88.73	0.011	16:06:41.242
11 -	36.861	84.5	45.055	85.9	23.979	117.3	1:45.895	82.72	7.189	16:08:27.137
12 -	31.517	98.2	44.372	89.5	23.792	118.1	1:39.681	87.87	0.975	16:10:06.818
13 -	31.757	97.3	45.015	91.1	24.003	118.5	1:40.775	86.92	2.069	16:11:47.593

BookaTrack.com Caterham Superlight R300 Championship

RACE 11 - SECTOR ANALYSIS

SECTOR 1 = FL to I1, SECTOR 2 = I1 to I2, SECTOR 3 = I2 to FL, DIFF = Difference To Personal Best Lap

P8 33		David MCGILVRAY					Caterham Superlight R301				
IDEAL LAP TIME : 1:38.887		BEST LAP TIME : 1:39.381					DIFFERENCE : 0.494				
LAP	SECTOR 1	SECTOR 2		SECTOR 3		LAP TIME	MPH	DIFF	TIME OF DAY		
1 -		93.8	44.499	84.8	23.753	113.3	1:48.599	80.66	9.218	15:51:47.641	
2 -	32.188	98.1	45.201	85.7	23.509	121.7	1:40.898	86.81	1.517	15:53:28.539	
3 -	31.565	97.2	44.569	84.0	23.448	120.4	1:39.582 (3)	87.96	0.201	15:55:08.121	
4 -	31.907	95.8	44.244	87.9	23.559	118.5	1:39.710	87.85	0.329	15:56:47.831	
5 -	31.558	98.3	44.721	84.6	23.617	118.9	1:39.896	87.68	0.515	15:58:27.727	
6 -	31.213	98.8	44.513	85.8	23.901	115.9	1:39.627	87.92	0.246	16:00:07.354	
7 -	31.414	98.2	44.451	86.5	24.037	116.9	1:39.902	87.68	0.521	16:01:47.256	
8 -	31.522	98.6	44.669	89.4	24.336	116.5	1:40.527	87.13	1.146	16:03:27.783	
9 -	31.495	98.2	44.754	82.7	23.852	117.1	1:40.101	87.51	0.720	16:05:07.884	
10 -	31.390	99.2	44.338	87.3	23.739	117.5	1:39.467 (2)	88.06	0.086	16:06:47.351	
11 -	32.136	96.5	44.260	85.0	23.837	116.7	1:40.233	87.39	0.852	16:08:27.584	
12 -	31.477	98.9	44.226	85.5	23.678	122.2	1:39.381 (1)	88.14		16:10:06.965	
13 -	31.750	96.4	45.162	82.6	23.765		1:40.677	87.00	1.296	16:11:47.642	

P9 88		Matt DYER					Caterham Superlight R300				
IDEAL LAP TIME : 1:38.276		BEST LAP TIME : 1:38.575					DIFFERENCE : 0.299				
LAP	SECTOR 1	SECTOR 2		SECTOR 3		LAP TIME	MPH	DIFF	TIME OF DAY		
1 -		96.0	45.151	89.1	23.383	120.2	1:46.975	81.88	8.400	15:51:46.017	
2 -	32.064	100.3	44.942	89.4	23.409	118.9	1:40.415	87.23	1.840	15:53:26.432	
3 -	31.306	100.3	44.055	89.0	23.382	118.3	1:38.743 (2)	88.71	0.168	15:55:05.175	
4 -	31.230	99.7	44.072	92.1	23.458	120.0	1:38.760 (3)	88.69	0.185	15:56:43.935	
5 -	31.072	99.8	44.792	86.5	23.393	119.4	1:39.257	88.25	0.682	15:58:23.192	
6 -	30.839	99.2	44.102	89.7	23.634	116.9	1:38.575 (1)	88.86		16:00:01.767	
7 -	31.047	99.7	44.585	88.5	24.249	115.7	1:39.881	87.70	1.306	16:01:41.648	
8 -	31.275	99.7	44.389	91.0	24.077	117.5	1:39.741	87.82	1.166	16:03:21.389	
9 -	31.081	98.6	44.418	90.1	23.583	116.9	1:39.082	88.41	0.507	16:05:00.471	
10 -	31.288	98.9	45.005	93.9	23.787	118.3	1:40.080	87.52	1.505	16:06:40.551	
11 -	45.695	86.5	46.426	83.7	24.487	107.7	1:56.608	75.12	18.033	16:08:37.159	
12 -	31.888	96.1	46.474	83.4	23.842	117.3	1:42.204	85.70	3.629	16:10:19.363	
13 -	31.372	98.1	45.002	81.9	23.892	117.5	1:40.266	87.36	1.691	16:11:59.629	

P10 17		Paul O REILLY					Caterham Superlight R300				
IDEAL LAP TIME : 1:39.517		BEST LAP TIME : 1:39.924					DIFFERENCE : 0.407				
LAP	SECTOR 1	SECTOR 2		SECTOR 3		LAP TIME	MPH	DIFF	TIME OF DAY		
1 -		91.4	45.481	81.6	24.152	119.1	1:50.310	79.41	10.386	15:51:49.352	
2 -	32.369	98.5	45.581	84.7	23.971	119.4	1:41.921	85.94	1.997	15:53:31.273	
3 -	31.885	99.8	45.200	87.0	23.861	118.5	1:40.946	86.77	1.022	15:55:12.219	
4 -	31.985	97.3	45.615	85.3	23.758	118.5	1:41.358	86.42	1.434	15:56:53.577	
5 -	32.069	99.1	45.336	87.3	24.216	118.7	1:41.621	86.20	1.697	15:58:35.198	
6 -	31.522	99.5	44.993	84.3	24.205	117.9	1:40.720	86.97	0.796	16:00:15.918	
7 -	31.857	100.0	45.230	88.7	24.808	116.1	1:41.895	85.96	1.971	16:01:57.813	
8 -	31.122	100.6	45.229	86.1	24.349	117.5	1:40.700	86.98	0.776	16:03:38.513	
9 -	31.448	100.1	44.660	87.8	24.162	116.7	1:40.270	87.36	0.346	16:05:18.783	
10 -	31.457	98.9	44.997	91.5	24.290	117.9	1:40.744	86.95	0.820	16:06:59.527	
11 -	31.546	98.6	44.753	89.7	23.901	117.9	1:40.200 (3)	87.42	0.276	16:08:39.727	
12 -	31.234	99.1	44.871	84.3	24.041	120.9	1:40.146 (2)	87.47	0.222	16:10:19.873	
13 -	31.388	99.2	44.801	87.2	23.735	119.8	1:39.924 (1)	87.66		16:11:59.797	

P11 66		Paul THACKER					Caterham Superlight R300				
IDEAL LAP TIME : 1:38.354		BEST LAP TIME : 1:38.621					DIFFERENCE : 0.267				
LAP	SECTOR 1	SECTOR 2		SECTOR 3		LAP TIME	MPH	DIFF	TIME OF DAY		
1 -		100.3	45.716	89.9	23.721	120.2	1:47.124	81.77	8.503	15:51:46.166	
2 -	32.168	100.6	45.126	90.6	23.461	121.3	1:40.755	86.94	2.134	15:53:26.921	
3 -	31.126	99.8	44.149	86.1	23.410	120.6	1:38.685 (2)	88.76	0.064	15:55:05.606	
4 -	31.114	101.2	44.073	87.9	23.575	120.0	1:38.762 (3)	88.69	0.141	15:56:44.368	
5 -	31.340	99.8	44.494	86.5	23.396	124.5	1:39.230	88.27	0.609	15:58:23.598	
6 -	30.960	100.4	44.062	84.9	24.029	116.3	1:39.051	88.43	0.430	16:00:02.649	

Weather / Track : Bright / Dry

Brands Hatch GP

Circuit Length = 2.4332 miles

Start: 15:49 Flag 16:11 End: 16:12

BookaTrack.com Caterham Superlight R300 Championship

RACE 11 - SECTOR ANALYSIS

SECTOR 1 = FL to I1, SECTOR 2 = I1 to I2, SECTOR 3 = I2 to FL, DIFF = Difference To Personal Best Lap

7 -	31.117	99.4	44.477	85.4	23.815	118.7	1:39.409	88.11	0.788	16:01:42.058
8 -	32.073	96.5	44.426	88.4	23.909	117.1	1:40.408	87.24	1.787	16:03:22.466
9 -	30.910	101.0	44.048	90.3	23.663	118.5	1:38.621 (1)	88.82		16:05:01.087
10 -	31.047	101.0	44.890	89.1	23.777	120.9	1:39.714	87.84	1.093	16:06:40.801

P12 8		Danny KILLEEN					Caterham Superlight R300			
IDEAL LAP TIME : 1:38.341		BEST LAP TIME : 1:39.153			DIFFERENCE : 0.812					
LAP	SECTOR 1	SECTOR 2	SECTOR 3	LAP TIME	MPH	DIFF	TIME OF DAY			
1 -		99.8	44.078	86.5	23.446	121.3	1:44.954	83.46	5.801	15:51:43.996
2 -	31.954	100.3	44.442	87.9	23.758	118.7	1:40.154	87.46	1.001	15:53:24.150
3 -	31.481	98.9	44.436	87.4	23.561	118.3	1:39.478	88.05	0.325	15:55:03.628
4 -	31.290	97.9	44.262	87.1	23.601	119.1	1:39.153 (1)	88.34		15:56:42.781
5 -	31.265	98.1	45.449	87.0	23.993	122.2	1:40.707	86.98	1.554	15:58:23.488
6 -	31.701	99.2	43.630	85.5	23.906	120.0	1:39.237 (2)	88.27	0.084	16:00:02.725
7 -	31.566	99.5	44.159	88.5	23.710	120.2	1:39.435 (3)	88.09	0.282	16:01:42.160

P13 4		Jeremy ELLIS					Caterham Superlight R300			
IDEAL LAP TIME : 1:38.647		BEST LAP TIME : 1:38.857			DIFFERENCE : 0.210					
LAP	SECTOR 1	SECTOR 2	SECTOR 3	LAP TIME	MPH	DIFF	TIME OF DAY			
1 -		95.4	44.460	86.4	23.732	117.7	1:46.443	82.29	7.586	15:51:45.485
2 -	32.138	98.5	44.104	89.5	23.442	120.0	1:39.684	87.87	0.827	15:53:25.169
3 -	31.213	99.4	44.381	87.0	23.335	120.6	1:38.929 (2)	88.54	0.072	15:55:04.098
4 -	31.254	98.2	44.099	88.4	23.504	121.7	1:38.857 (1)	88.61		15:56:42.955
5 -	31.276	98.5	44.309	89.1	23.592	118.7	1:39.177 (3)	88.32	0.320	15:58:22.132

BookaTrack.com Caterham Superlight R300 Championship

RACE 11 - BEST SECTORS

SECTOR 1			SECTOR 2			SECTOR 3			IDEAL / BEST COMPARISON						
POS	NO	NAME	TIME	NO	NAME	TIME	NO	NAME	TIME	POS	NO	NAME	IDEAL	BEST	DIFF
													PERFECT LAP	1:36.827	
1	16	ROBINSON	30.615	19	HEAD	43.081	18	BYRNE	23.131	1	19	HEAD	1:36.884	1:37.534	0.650
2	19	HEAD	30.650	16	ROBINSON	43.541	19	HEAD	23.153	2	16	ROBINSON	1:37.590	1:37.872	0.282
3	18	BYRNE	30.710	8	KILLEEN	43.630	46	MORTIMER	23.253	3	18	BYRNE	1:37.614	1:38.357	0.743
4	32	WIGGINS	30.757	46	MORTIMER	43.647	32	WIGGINS	23.296	4	46	MORTIMER	1:37.732	1:38.005	0.273
5	46	MORTIMER	30.832	18	BYRNE	43.773	4	ELLIS	23.335	5	32	WIGGINS	1:38.018	1:38.380	0.362
6	88	DYER	30.839	3	ASHWORTH	43.863	88	DYER	23.382	6	88	DYER	1:38.276	1:38.575	0.299
7	66	THACKER	30.910	82	CALDER	43.913	66	THACKER	23.396	7	8	KILLEEN	1:38.341	1:39.153	0.812
8	82	CALDER	30.939	32	WIGGINS	43.965	16	ROBINSON	23.434	8	66	THACKER	1:38.354	1:38.621	0.267
9	17	O REILLY	31.122	66	THACKER	44.048	8	KILLEEN	23.446	9	82	CALDER	1:38.395	1:38.783	0.388
10	3	ASHWORTH	31.144	88	DYER	44.055	33	MCGILVRAY	23.448	10	3	ASHWORTH	1:38.531	1:38.706	0.175
11	4	ELLIS	31.213	4	ELLIS	44.099	3	ASHWORTH	23.524	11	4	ELLIS	1:38.647	1:38.857	0.210
12	33	MCGILVRAY	31.213	33	MCGILVRAY	44.226	82	CALDER	23.543	12	33	MCGILVRAY	1:38.887	1:39.381	0.494
13	8	KILLEEN	31.265	17	O REILLY	44.660	17	O REILLY	23.735	13	17	O REILLY	1:39.517	1:39.924	0.407
14															
15															
16															
17															

Weather / Track : Bright / Dry

Results can be found at www.tsl-timing.com

Brands Hatch GP
 Circuit Length = 2.4332 miles
 Start: 15:49 Flag 16:11 End: 16:12

Printed - 16:15 Sunday, 02 August 2015

BookaTrack.com Caterham Superlight R300 Championship

RACE 11 - BEST SPEEDS

POS	INTERMEDIATE 1			INTERMEDIATE 2			FINISH LINE		
	NO	NAME	MPH	NO	NAME	MPH	NO	NAME	MPH
1	18	BYRNE	101.8	19	HEAD	95.0	66	THACKER	124.5
2	19	HEAD	101.8	88	DYER	93.9	19	HEAD	124.0
3	46	MORTIMER	101.8	16	ROBINSON	93.7	18	BYRNE	123.8
4	16	ROBINSON	101.2	32	WIGGINS	92.8	46	MORTIMER	122.9
5	66	THACKER	101.2	18	BYRNE	92.1	32	WIGGINS	122.4
6	3	ASHWORTH	100.9	17	O REILLY	91.5	8	KILLEEN	122.2
7	32	WIGGINS	100.9	3	ASHWORTH	91.1	33	MCGILVRAY	122.2
8	82	CALDER	100.7	46	MORTIMER	91.0	82	CALDER	122.0
9	17	O REILLY	100.6	66	THACKER	90.6	4	ELLIS	121.7
10	8	KILLEEN	100.3	4	ELLIS	89.5	3	ASHWORTH	121.5
11	88	DYER	100.3	33	MCGILVRAY	89.4	17	O REILLY	120.9
12	4	ELLIS	99.4	82	CALDER	88.6	88	DYER	120.2
13	33	MCGILVRAY	99.2	8	KILLEEN	88.5	16	ROBINSON	118.3
14									
15									
16									
17									

Weather / Track : Bright / Dry

Results can be found at www.tsl-timing.com

Brands Hatch GP
Circuit Length = 2.4332 miles
Start: 15:49 Flag 16:11 End: 16:12

Printed - 16:16 Sunday, 02 August 2015

BookaTrack.com Caterham Superlight R300 Championship

RACE 11 - LAP CHART

LAP 1 @ 15:51:42.257			LAP 2 @ 15:53:20.247			LAP 3 @ 15:54:58.334			LAP 4 @ 15:56:36.430			LAP 5 @ 15:58:14.368		
NO	BEHIND	LAP TIME	NO	BEHIND	LAP TIME	NO	BEHIND	LAP TIME	NO	BEHIND	LAP TIME	NO	BEHIND	LAP TIME
16		1:43.215	16		1:37.990	16		1:38.087	16		1:38.096	16		1:37.938
32	0.543	1:43.758	32	1.974	1:39.421	32	3.136	1:39.249	19	3.947	1:38.895	19	3.939	1:37.930
46	1.599	1:44.814	18	2.583	1:38.845	19	3.148	1:38.449	32	4.091	1:39.051	32	4.674	1:38.521
18	1.728	1:44.943	46	2.777	1:39.168	18	3.527	1:39.031	18	4.227	1:38.796	18	4.806	1:38.517
8	1.739	1:44.954	19	2.786	1:37.534	46	3.683	1:38.993	46	4.446	1:38.859	46	5.167	1:38.659
4	3.228	1:46.443	8	3.903	1:40.154	8	5.294	1:39.478	8	6.351	1:39.153	4	7.764	1:39.177
19	3.242	1:46.457	4	4.922	1:39.684	4	5.764	1:38.929	4	6.525	1:38.857	88	8.824	1:39.257
88	3.760	1:46.975	88	6.185	1:40.415	88	6.841	1:38.743	88	7.505	1:38.760	8	9.120	1:40.707
66	3.909	1:47.124	66	6.674	1:40.755	66	7.272	1:38.685	66	7.938	1:38.762	66	9.230	1:39.230
82	4.730	1:47.945	82	7.155	1:40.415	82	8.222	1:39.154	82	9.574	1:39.448	3	11.040	1:38.909
33	5.384	1:48.599	3	7.976	1:39.773	3	9.459	1:39.570	3	10.069	1:38.706	82	11.729	1:40.093
3	6.193	1:49.408	33	8.292	1:40.898	33	9.787	1:39.582	33	11.401	1:39.710	33	13.359	1:39.896
17	7.095	1:50.310	17	11.026	1:41.921	17	13.885	1:40.946	17	17.147	1:41.358	17	20.830	1:41.621

Weather / Track : Bright / Dry

BookaTrack.com Caterham Superlight R300 Championship

RACE 11 - LAP CHART

LAP 6 @ 15:59:52.338			LAP 7 @ 16:01:30.210			LAP 8 @ 16:03:08.144			LAP 9 @ 16:04:46.079			LAP 10 @ 16:06:24.006		
NO	BEHIND	LAP TIME	NO	BEHIND	LAP TIME	NO	BEHIND	LAP TIME	NO	BEHIND	LAP TIME	NO	BEHIND	LAP TIME
16		1:37.970	16		1:37.872	16		1:37.934	16		1:37.935	16		1:37.927
19	3.571	1:37.602	19	3.784	1:38.085	19	3.700	1:37.850	19	3.549	1:37.784	19	3.566	1:37.944
32	5.740	1:39.036	18	6.664	1:38.754	18	7.735	1:39.005	18	8.157	1:38.357	18	9.174	1:38.944
18	5.782	1:38.946	32	6.755	1:38.887	32	7.839	1:39.018	32	8.284	1:38.380	32	9.192	1:38.835
46	6.158	1:38.961	46	7.198	1:38.912	46	8.715	1:39.451	46	8.785	1:38.005	46	9.521	1:38.663
88	9.429	1:38.575	88	11.438	1:39.881	88	13.245	1:39.741	88	14.392	1:39.082	88	16.545	1:40.080
66	10.311	1:39.051	66	11.848	1:39.409	66	14.322	1:40.408	66	15.008	1:38.621	66	16.795	1:39.714
8	10.387	1:39.237	8	11.950	1:39.435	3	15.170	1:39.510	3	16.446	1:39.211	3	17.236	1:38.717
3	12.133	1:39.063	3	13.594	1:39.333	82	16.031	1:39.231	82	16.879	1:38.783	82	17.841	1:38.889
82	13.059	1:39.300	82	14.734	1:39.547	33	19.639	1:40.527	33	21.805	1:40.101	33	23.345	1:39.467
33	15.016	1:39.627	33	17.046	1:39.902	17	30.369	1:40.700	17	32.704	1:40.270	17	35.521	1:40.744
17	23.580	1:40.720	17	27.603	1:41.895									

Weather / Track : Bright / Dry

Results can be found at www.tsl-timing.com

Page 2 of 3

Brands Hatch GP
 Circuit Length = 2.4332 miles
 Start: 15:49 Flag 16:11 End: 16:12

Printed - 16:14 Sunday, 02 August 2015

BookaTrack.com Caterham Superlight R300 Championship

RACE 11 - LAP CHART

LAP 11 @ 16:08:02.249			LAP 12 @ 16:09:40.402			LAP 13 @ 16:11:18.413		
NO	BEHIND	LAP TIME	NO	BEHIND	LAP TIME	NO	BEHIND	LAP TIME
16		1:38.243	16		1:38.153	16		1:38.011
19	3.040	1:37.717	19	2.485	1:37.598	19	2.301	1:37.827
18	9.655	1:38.724	32	10.969	1:39.418	32	13.120	1:40.162
32	9.704	1:38.755	18	11.187	1:39.685	18	13.223	1:40.047
46	10.341	1:39.063	46	11.197	1:39.009	46	13.233	1:40.047
82	21.242	1:41.644	82	23.209	1:40.120	82	25.123	1:39.925
3	24.888	1:45.895	3	26.416	1:39.681	3	29.180	1:40.775
33	25.335	1:40.233	33	26.563	1:39.381	33	29.229	1:40.677
88	34.910	1:56.608	88	38.961	1:42.204	88	41.216	1:40.266
17	37.478	1:40.200	17	39.471	1:40.146	17	41.384	1:39.924

Weather / Track : Bright / Dry

Results can be found at www.tsl-timing.com

Page 3 of 3

Brands Hatch GP
Circuit Length = 2.4332 miles
Start: 15:49 Flag 16:11 End: 16:12

Printed - 16:14 Sunday, 02 August 2015

BookaTrack.com Caterham Superlight R300 Championship

RACE 11 - POSITION CHART

No	Name	Lap														
		Pos	1	2	3	4	5	6	7	8	9	10	11	12	13	
3	ASHWORTH	1	16	16	16	16	16	16	16	16	16	16	16	16	16	16
4	ELLIS	2	32	32	32	19	19	19	19	19	19	19	19	19	19	19
8	KILLEEN	3	46	18	19	32	32	32	18	18	18	18	18	32	32	
13	SIMPSON	4	18	46	18	18	18	18	32	32	32	32	32	18	18	
16	ROBINSON	5	8	19	46	46	46	46	46	46	46	46	46	46	46	
17	O REILLY	6	4	8	8	8	4	88	88	88	88	88	82	82	82	
18	BYRNE	7	19	4	4	4	88	66	66	66	66	66	3	3	3	
19	HEAD	8	88	88	88	88	8	8	8	3	3	3	33	33	33	
32	WIGGINS	9	66	66	66	66	66	3	3	82	82	82	88	88	88	
33	MCGILVRAY	10	82	82	82	82	3	82	82	33	33	33	17	17	17	
44	WHITEHOUSE	11	33	3	3	3	82	33	33	17	17	17				
46	MORTIMER	12	3	33	33	33	33	17	17							
55	RUSTON	13	17	17	17	17	17									
66	THACKER	14														
69	COLLINS	15														
82	CALDER	16														
88	DYER	17														

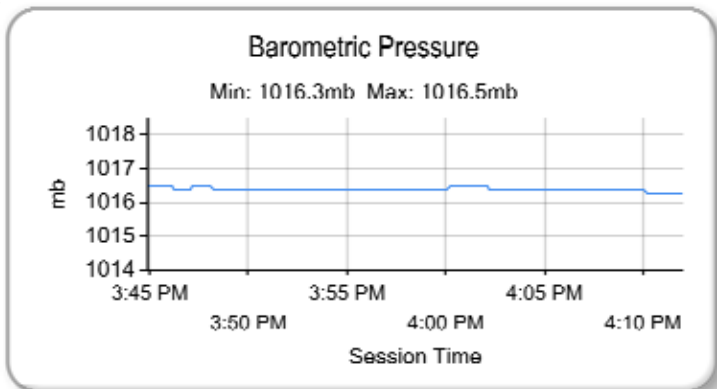
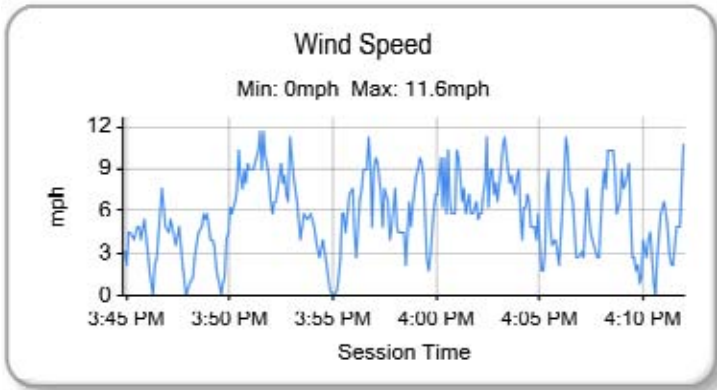
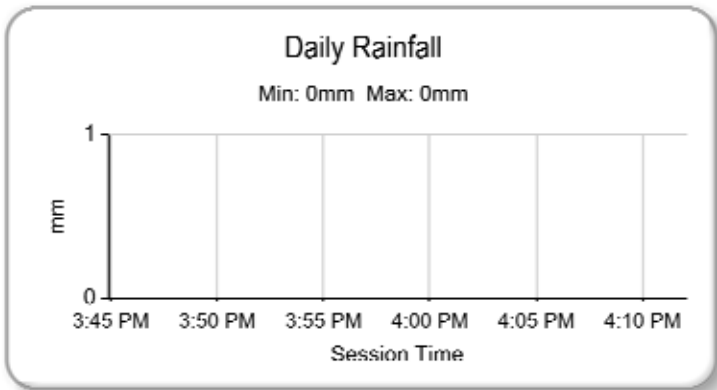
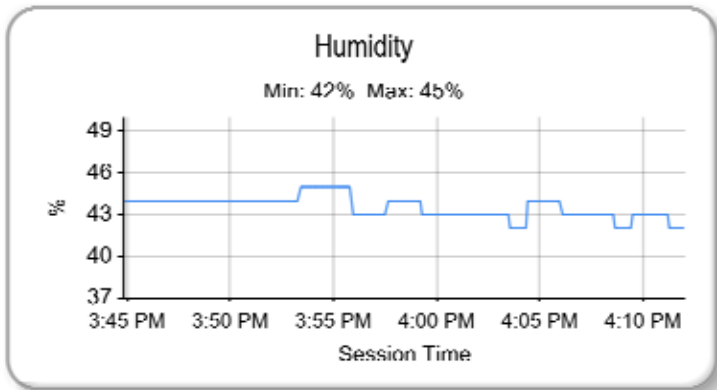
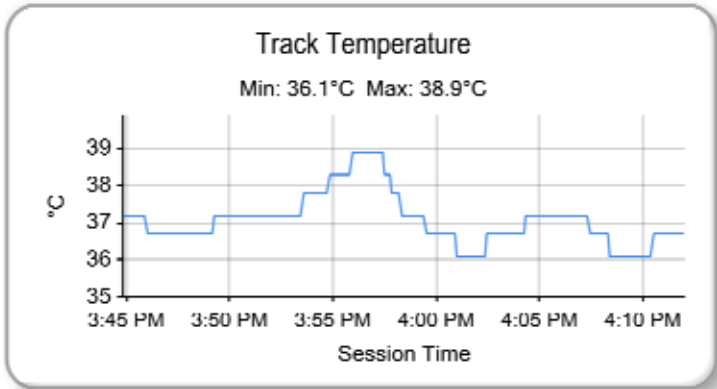
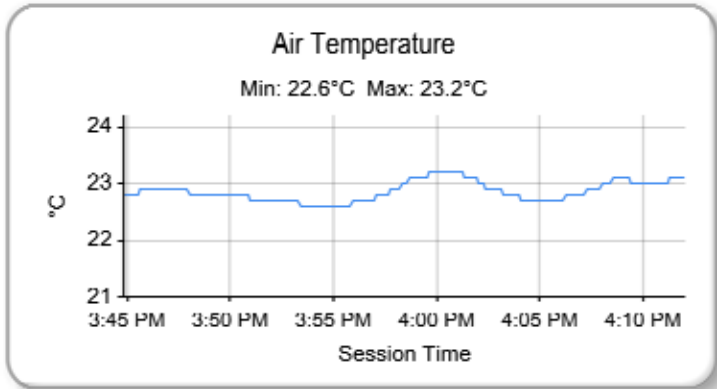
Weather / Track : Bright / Dry

Results can be found at www.tsl-timing.com

Brands Hatch GP
 Circuit Length = 2.4332 miles
 Start: 15:49 Flag 16:11 End: 16:12

Printed - 16:14 Sunday, 02 August 2015

BookaTrack.com Caterham Superlight R300 Championship
RACE 11 - WEATHER CONDITIONS



Weather / Track : Bright / Dry

Results can be found at www.tsl-timing.com

Brands Hatch GP
 Circuit Length = 2.4332 miles
 Start: 15:49 Flag 16:11 End: 16:12

Printed - 16:17 Sunday, 02 August 2015