

CATERHAM MOTORSPORT

In partnership with



Silverstone GP

10th/11th June 2017

Round 5 & 6

Seven 420R





Avon Tyres Caterham Seven 420R Championship

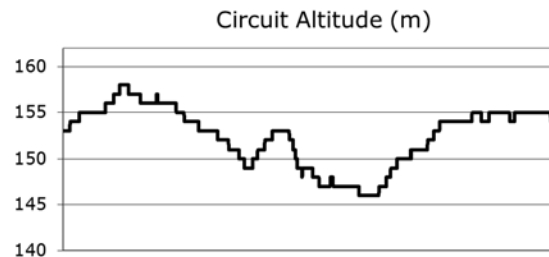
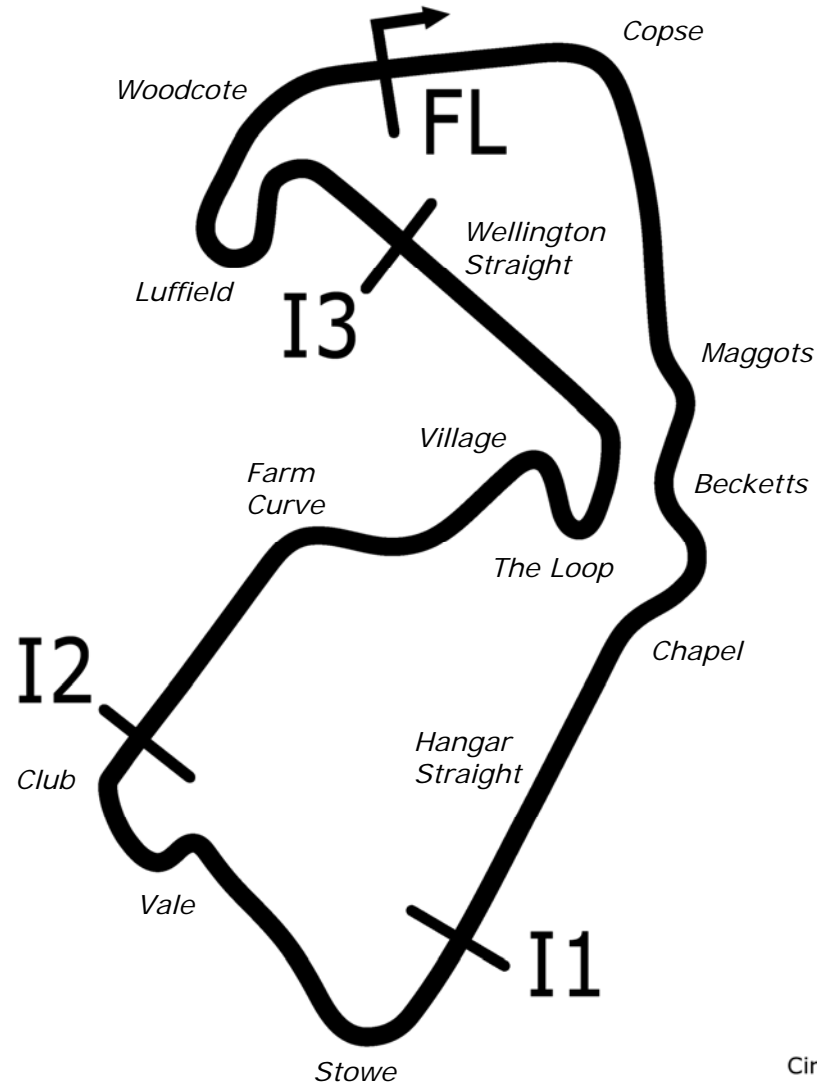
Silverstone GP Circuit

10th / 11th June 2017



Results Provided by Timing Solutions Ltd
www.tsl-timing.com

Silverstone GP



Length	3.6605 miles	5891.0 m	
FL		52.07872 N	1.01711 W
I1	2033m	52.06559 N	1.01486 W
I2	3168m	52.06826 N	1.02344 W
I3	4857m	52.07603 N	1.01669 W
Pit Entry	5839m	52.07859 N	1.01758 W
Pit Exit	305m after FL	52.07880 N	1.01268 W
Pit Entry–Pit Exit 336m, 24.2@50kph, 20.1s @60kph			

Avon Tyres Caterham Seven 420-R Championship

QUALIFYING - CLASSIFICATION - AMENDED

POS	NO	NAME	ENTRY	TIME	ON	LAPS	GAP	DIFF	MPH
1	46	Stephen NUTTALL	Caterham 420R	2:20.579	4	5			93.73
2	32	Lee WIGGINS	Caterham 420R	2:20.622	4	5	0.043	0.043	93.71
3	3	John BYRNE	Caterham 420R	2:20.644	4	7	0.065	0.022	93.69
4	78	Danny WINSTANLEY	Caterham 420R	2:20.691	4	6	0.112	0.047	93.66
5	27	William SMITH	Caterham 420R	2:20.903	3	7	0.324	0.212	93.52
6	9	Matt DYER	Caterham 420R	2:21.105	6	7	0.526	0.202	93.38
7	35	Jack SALES	Caterham 420R	2:21.162	8	8	0.583	0.057	93.35
8	4	Anthony BARNES	Caterham 420R	2:21.374	5	8	0.795	0.212	93.21
9	15	Paul DONKIN	Caterham 420R	2:21.427	5	8	0.848	0.053	93.17
10	93	Andres SINCLAIR	Caterham 420R	2:21.458	3	7	0.879	0.031	93.15
11	90	Jack BROWN	Caterham 420R	2:21.477	5	8	0.898	0.019	93.14
12	11	Elliott NORRIS	Caterham 420R	2:21.706	3	6	1.127	0.229	92.99
13	58	Richard AINSCOUGH	Caterham 420R	2:21.759	2	7	1.180	0.053	92.95
14	6	Ian SPARSHOTT	Caterham 420R	2:21.879	3	6	1.300	0.120	92.88
15	23	Justin ARMSTRONG	Caterham 420R	2:21.888	5	7	1.309	0.009	92.87
16	60	Paul THACKER	Caterham 420R	2:21.958	3	7	1.379	0.070	92.82
17	64	Tom EDEN	Caterham 420R	2:22.019	3	6	1.440	0.061	92.78
18	81	Albert VELLA	Caterham 420R	2:22.674	4	7	2.095	0.655	92.36
19	10	Wesley FOX	Caterham 420R	2:22.736	5	8	2.157	0.062	92.32
20	82	Stewart CALDER	Caterham 420R	2:22.924	3	7	2.345	0.188	92.20
21	66	Damian MILKINS	Caterham 420R	2:22.925	2	7	2.346	0.001	92.20
22	55	Steve RUSTON	Caterham 420R	2:23.326	4	8	2.747	0.401	91.94
23	99	Simon LEDGER	Caterham 420R	2:23.387	5	8	2.808	0.061	91.90
24	14	Luke BROWES	Caterham 420R	2:23.394	7	8	2.815	0.007	91.89
25	68	Gary WEATHERILL	Caterham 420R	2:23.799	4	8	3.220	0.405	91.64
26	22	Paul BROWES	Caterham 420R	2:24.128	2	8	3.549	0.329	91.43
27	47	Mark BENNETT	Caterham 420R	2:25.251	7	8	4.672	1.123	90.72
28	44	John WHITEHOUSE	Caterham 420R			8			
29	5*	Luke STEVENS	Caterham 420R			0			

Car 44 - Qualifying times disallowed, C1.1.5 - Avoidable contact.

* Car 5 - No working transponder, you must fix for racing.

Silverstone GP

Circuit Length = 3.6604 miles

Start: 09:00 Flag 09:20 End: 09:22

Weather / Track : Cloudy / Dry

These results are provisional until the conclusion of any judicial and technical matters.

Clerk Of Course :	Timekeeper :
-------------------	--------------

Results can be found at www.tsl-timing.com

Printed - 10:11 Saturday, 10 June 2017



Avon Tyres Caterham Seven 420-R Championship

QUALIFYING - SECTOR ANALYSIS

SECTOR 1 = FL to I1, SECTOR 2 = I1 to I2 SECTOR 3 = I2 to I3, SECTOR 4 = I3 to FL, DIFF = Difference To Personal Best Lap, P = Crossed Finish Line in Pit Lane, D = Time Disallowed

P1 46		Stephen NUTTALL						Caterham 420R				
IDEAL LAP TIME : 2:20.430		BEST LAP TIME : 2:20.579				DIFFERENCE : 0.149						
LAP	SECTOR 1		SECTOR 2		SECTOR 3		SECTOR 4		LAP TIME	MPH	DIFF	TIME OF DAY
1 -	51.077	83.9	35.722	91.1	50.755	101.5	28.788	121.3	2:46.342	79.22	25.763	09:03:33.289
2 -	44.162	124.7	29.210	98.3	42.602	124.2	25.603	116.8	2:21.577 (3)	93.07	0.998	09:05:54.866
3 -	43.715	127.8	29.522	98.2	42.232	125.4	25.365	118.0	2:20.834 (2)	93.56	0.255	09:08:15.700
4 -	43.669	122.2	29.237	96.2	42.186	124.9	25.487	115.9	2:20.579 (1)	93.73		09:10:36.279
5 -	51.157	89.4	36.556	92.6	47.891	69.1	IN PIT		2:52.895 P	76.21	32.316	09:13:29.174

P2 32		Lee WIGGINS						Caterham 420R				
IDEAL LAP TIME : 2:20.550		BEST LAP TIME : 2:20.622				DIFFERENCE : 0.072						
LAP	SECTOR 1		SECTOR 2		SECTOR 3		SECTOR 4		LAP TIME	MPH	DIFF	TIME OF DAY
1 -	54.713	77.7	35.369	86.0	50.565	101.0	28.215	118.7	2:48.862	78.03	28.240	09:03:30.659
2 -	43.581	128.3	29.238	100.1	42.383	125.2	25.717	116.1	2:20.919 (2)	93.51	0.297	09:05:51.578
3 -	45.498	94.3	32.970	81.2	44.933	122.2	25.928	122.0	2:29.329 (3)	88.24	8.707	09:08:20.907
4 -	43.522	131.0	29.310	100.6	42.185	125.6	25.605	116.8	2:20.622 (1)	93.71		09:10:41.529
5 -	49.427	117.5	35.513	96.6	45.468	96.2	IN PIT		2:41.827 P	81.43	21.205	09:13:23.356

P3 3		John BYRNE						Caterham 420R				
IDEAL LAP TIME : 2:20.554		BEST LAP TIME : 2:20.644				DIFFERENCE : 0.090						
LAP	SECTOR 1		SECTOR 2		SECTOR 3		SECTOR 4		LAP TIME	MPH	DIFF	TIME OF DAY
1 -	53.689	86.7	33.179	97.1	56.688	76.8	29.005	115.7	2:52.561	76.36	31.917	09:03:55.442
2 -	45.163	125.6	29.287	100.0	42.710	122.2	25.506	116.6	2:22.666	92.36	2.022	09:06:18.108
3 -	44.234	127.8	29.370	99.2	42.696	122.9	25.890	117.8	2:22.190 (3)	92.67	1.546	09:08:40.298
4 -	43.679	126.3	29.377	100.0	42.236	129.0	25.352	119.1	2:20.644 (1)	93.69		09:11:00.942
5 -	43.746	128.0	29.711	99.4	42.789	122.2	25.650	115.9	2:21.896 (2)	92.86	1.252	09:13:22.838
6 -	43.827	124.9	29.435	99.5	45.528	96.0	29.666	105.0	2:28.456	88.76	7.812	09:15:51.294
7 -	53.680	98.3	35.760	79.7	50.140	96.4	IN PIT		2:56.732 P	74.56	36.088	09:18:48.026

P4 78		Danny WINSTANLEY						Caterham 420R				
IDEAL LAP TIME : 2:20.293		BEST LAP TIME : 2:20.691				DIFFERENCE : 0.398						
LAP	SECTOR 1		SECTOR 2		SECTOR 3		SECTOR 4		LAP TIME	MPH	DIFF	TIME OF DAY
1 -	51.020	92.0	33.508	97.5	56.668	75.9	28.949	118.4	2:50.145	77.45	29.454	09:03:55.936
2 -	44.262	122.6	29.422	99.5	43.281	119.1	25.678	118.9	2:22.643	92.38	1.952	09:06:18.579
3 -	43.782	123.1	29.514	101.6	42.628	128.8	25.578	117.0	2:21.502 (2)	93.12	0.811	09:08:40.081
4 -	43.728	126.1	29.160	98.6	42.269	127.3	25.534	118.4	2:20.691 (1)	93.66		09:11:00.772
5 -	43.846	123.1	29.573	97.8	43.372	126.1	25.790	118.0	2:22.581 (3)	92.42	1.890	09:13:23.353
6 -	43.330	131.5	29.283	98.8	48.773	74.9	IN PIT		2:36.835 P	84.02	16.144	09:16:00.188

P5 27		William SMITH						Caterham 420R				
IDEAL LAP TIME : 2:20.646		BEST LAP TIME : 2:20.903				DIFFERENCE : 0.257						
LAP	SECTOR 1		SECTOR 2		SECTOR 3		SECTOR 4		LAP TIME	MPH	DIFF	TIME OF DAY
1 -	49.305	95.1	36.386	93.3	50.945	89.3	31.106	115.5	2:47.742	78.55	26.839	09:03:37.346
2 -	44.732	128.8	29.255	98.2	42.294	122.9	25.485	115.9	2:21.766 (2)	92.95	0.863	09:05:59.112
3 -	43.924	123.8	29.190	98.3	42.233	126.8	25.556	120.2	2:20.903 (1)	93.52		09:08:20.015
4 -	44.092	124.9	29.432	97.8	45.949	109.2	27.818	116.3	2:27.291	89.46	6.388	09:10:47.306
5 -	43.738	126.6	29.475	98.2	42.808	124.9	27.180	113.7	2:23.201 (3)	92.02	2.298	09:13:10.507
6 -	44.004	128.3	29.332	98.1	42.456	127.8	IN PIT		2:28.290 P	88.86	7.387	09:15:38.797
7 -	OUTLAP	93.2	36.642	72.7	1:02.435	108.7	IN PIT		4:24.172 P	49.88	2:03.269	09:20:02.969

P6 9		Matt DYER						Caterham 420R				
IDEAL LAP TIME : 2:20.905		BEST LAP TIME : 2:21.105				DIFFERENCE : 0.200						
LAP	SECTOR 1		SECTOR 2		SECTOR 3		SECTOR 4		LAP TIME	MPH	DIFF	TIME OF DAY
1 -	50.385	87.4	35.814	91.5	51.562	93.3	28.978	116.3	2:46.739	79.03	25.634	09:03:34.799
2 -	44.276	124.5	29.729	98.8	42.486	124.0	25.672	117.2	2:22.163 (3)	92.69	1.058	09:05:56.962
3 -	44.108	122.9	29.479	98.3	42.568	126.3	25.735	115.3	2:21.890 (2)	92.87	0.785	09:08:18.852
4 -	44.372	121.5	29.748	97.5	44.482	122.4	25.783	115.9	2:24.385	91.26	3.280	09:10:43.237
5 -	45.634	98.2	34.439	93.9	43.861	123.1	25.640	118.7	2:29.574	88.10	8.469	09:13:12.811

Silverstone GP
 Circuit Length = 3.6604 miles
 Start: 09:00 Flag 09:20 End: 09:22

Weather / Track : Cloudy / Dry

Avon Tyres Caterham Seven 420-R Championship

QUALIFYING - SECTOR ANALYSIS

SECTOR 1 = FL to I1, SECTOR 2 = I1 to I2 SECTOR 3 = I2 to I3, SECTOR 4 = I3 to FL, DIFF = Difference To Personal Best Lap, P = Crossed Finish Line in Pit Lane, D = Time Disallowed

6 -	43.388	128.5	29.406	98.3	42.686	128.3	25.625	119.3	2:21.105	(1)	93.38		09:15:33.916
7 -	46.810	98.1	33.045	87.2	46.419	87.3	IN PIT		2:42.905	P	80.89	21.800	09:18:16.821

P7 35		Jack SALES				Caterham 420R							
IDEAL LAP TIME : 2:21.024		BEST LAP TIME : 2:21.162				DIFFERENCE : 0.138							
LAP	SECTOR 1		SECTOR 2		SECTOR 3		SECTOR 4		LAP TIME	MPH	DIFF	TIME OF DAY	
1 -	53.102	80.0	34.919	78.0	49.812	101.2	28.179	117.0	2:46.012	79.37	24.850	09:03:29.096	
2 -	44.602	122.4	29.244	98.9	43.340	126.8	25.661	117.2	2:22.847	92.25	1.685	09:05:51.943	
3 -	44.332	121.7	29.158	98.9	42.224	123.8	25.683	114.5	2:21.397	(3)	93.19	0.235	09:08:13.340
4 -	44.265	120.4	29.146	98.2	43.964	101.3	26.234	116.6	2:23.609	91.76	2.447	09:10:36.949	
5 -	44.312	119.4	29.132	98.6	42.398	123.5	25.490	114.7	2:21.332	(2)	93.23	0.170	09:12:58.281
6 -	49.606	104.8	31.677	95.0	44.033	123.5	IN PIT		2:39.734	P	82.49	18.572	09:15:38.015
7 -	OUTLAP	120.0	29.864	82.0	57.864	114.3	26.010	115.7	4:10.175		52.67	1:49.013	09:19:48.190
8 -	44.208	121.1	29.102	98.9	42.298	124.2	25.554	115.7	2:21.162	(1)	93.35		09:22:09.352

P8 4		Anthony BARNES				Caterham 420R							
IDEAL LAP TIME : 2:21.076		BEST LAP TIME : 2:21.374				DIFFERENCE : 0.298							
LAP	SECTOR 1		SECTOR 2		SECTOR 3		SECTOR 4		LAP TIME	MPH	DIFF	TIME OF DAY	
1 -	47.463	116.1	35.514	88.1	50.427	87.8	30.807	118.4	2:44.211	80.24	22.837	09:03:39.067	
2 -	45.103	126.1	30.165	96.5	42.438	128.5	25.983	120.0	2:23.689	91.71	2.315	09:06:02.756	
3 -	44.266	123.3	29.773	97.8	42.728	124.0	26.040	114.7	2:22.807	92.27	1.433	09:08:25.563	
4 -	44.221	124.2	29.353	98.2	42.597	125.4	25.893	118.7	2:22.064	(2)	92.75	0.690	09:10:47.627
5 -	43.617	130.3	29.606	97.6	42.483	125.2	25.668	117.2	2:21.374	(1)	93.21		09:13:09.001
6 -	44.573	119.6	29.658	96.2	42.853	124.5	26.664	115.1	2:23.748	91.67	2.374	09:15:32.749	
7 -	45.147	118.9	29.551	97.5	42.611	123.3	26.002	114.5	2:23.311	91.95	1.937	09:17:56.060	
8 -	44.560	121.5	29.361	98.3	42.604	125.4	25.790	117.2	2:22.315	(3)	92.59	0.941	09:20:18.375

P9 15		Paul DONKIN				Caterham 420R							
IDEAL LAP TIME : 2:20.882		BEST LAP TIME : 2:21.427				DIFFERENCE : 0.545							
LAP	SECTOR 1		SECTOR 2		SECTOR 3		SECTOR 4		LAP TIME	MPH	DIFF	TIME OF DAY	
1 -	54.281	82.9	36.464	94.5	54.398	98.1	31.653	116.8	2:56.796	74.53	35.369	09:03:40.698	
2 -	44.651	124.0	29.582	98.6	43.820	123.5	27.224	115.1	2:25.277	90.70	3.850	09:06:05.975	
3 -	43.934	125.6	29.724	98.9	43.091	124.2	26.352	117.8	2:23.101	(3)	92.08	1.674	09:08:29.076
4 -	43.568	128.0	29.513	97.8	42.461	123.5	26.303	115.3	2:21.845	(2)	92.90	0.418	09:10:50.921
5 -	43.600	123.8	29.719	98.9	42.415	123.3	25.693	115.3	2:21.427	(1)	93.17		09:13:12.348
6 -	43.610	124.2	29.206	99.4	43.041	127.8	IN PIT		2:30.027	P	87.83	8.600	09:15:42.375
7 -	OUTLAP	116.1	32.025	84.4	59.947	71.5	32.393	113.7	4:02.290		54.38	1:40.863	09:19:44.665
8 -	44.454	119.6	29.376	96.4	42.438	123.5	IN PIT		2:25.090	P	90.82	3.663	09:22:09.755

P10 93		Andres SINCLAIR				Caterham 420R							
IDEAL LAP TIME : 2:20.807		BEST LAP TIME : 2:21.458				DIFFERENCE : 0.651							
LAP	SECTOR 1		SECTOR 2		SECTOR 3		SECTOR 4		LAP TIME	MPH	DIFF	TIME OF DAY	
1 -	49.246	100.1	36.542	96.1	50.633	85.3	31.073	120.4	2:47.494	78.67	26.036	09:03:37.458	
2 -	44.948	129.8	29.552	100.9	42.584	128.0	25.554	119.7	2:22.638	92.38	1.180	09:06:00.096	
3 -	43.186	131.8	30.059	99.7	42.648	129.3	25.565	118.7	2:21.458	(1)	93.15		09:08:21.554
4 -	43.169	131.0	29.858	99.7	43.133	124.2	25.876	118.4	2:22.036	(2)	92.77	0.578	09:10:43.590
5 -	44.553	125.6	29.828	98.3	42.924	124.5	IN PIT		2:32.698	P	86.29	11.240	09:13:16.288
6 -	OUTLAP	95.7	32.900	90.6	46.589	85.9	27.709	115.1	4:52.445		45.06	2:30.987	09:18:08.733
7 -	44.468	122.2	29.502	98.2	42.582	125.2	25.922	116.1	2:22.474	(3)	92.49	1.016	09:20:31.207

P11 90		Jack BROWN				Caterham 420R							
IDEAL LAP TIME : 2:20.401		BEST LAP TIME : 2:21.477				DIFFERENCE : 1.076							
LAP	SECTOR 1		SECTOR 2		SECTOR 3		SECTOR 4		LAP TIME	MPH	DIFF	TIME OF DAY	
1 -	49.200	87.6	36.422	94.7	50.234	81.6	31.056	119.5	2:46.912	78.95	25.435	09:03:37.862	
2 -	44.116	122.0	29.630	100.0	42.491	126.1	25.538	118.7	2:21.775	(3)	92.94	0.298	09:05:59.637
3 -	43.408	124.9	30.062	98.6	43.017	113.5	26.498	117.6	2:22.985	92.16	1.508	09:08:22.622	
4 -	44.540	132.1	29.271	98.1	42.956	113.1	27.105	116.6	2:23.872	91.59	2.395	09:10:46.494	
5 -	43.905	122.2	29.311	98.1	42.627	127.5	25.634	114.9	2:21.477	(1)	93.14		09:13:07.971
6 -	46.955	126.6	29.975	99.4	42.512	125.9	25.711	118.9	2:25.153	90.78	3.676	09:15:33.124	

Silverstone GP

Circuit Length = 3.6604 miles

Start: 09:00 Flag 09:20 End: 09:22

Weather / Track : Cloudy / Dry

Avon Tyres Caterham Seven 420-R Championship

QUALIFYING - SECTOR ANALYSIS

SECTOR 1 = FL to I1, SECTOR 2 = I1 to I2 SECTOR 3 = I2 to I3, SECTOR 4 = I3 to FL, DIFF = Difference To Personal Best Lap, P = Crossed Finish Line in Pit Lane, D = Time Disallowed

7 -	48.750	93.9	33.306	94.3	46.638	80.6	28.035	116.3	2:36.729	84.08	15.252	09:18:09.853
8 -	43.787	124.7	29.672	97.8	42.184	128.0	25.951	118.4	2:21.594 (2)	93.06	0.117	09:20:31.447

P12 11		Elliott NORRIS						Caterham 420R				
IDEAL LAP TIME : 2:21.535		BEST LAP TIME : 2:21.706						DIFFERENCE : 0.171				
LAP	SECTOR 1		SECTOR 2		SECTOR 3		SECTOR 4		LAP TIME	MPH	DIFF	TIME OF DAY
1 -	48.981	95.3	37.623	89.5	50.205	93.2	30.335	117.2	2:47.144 (3)	78.84	25.438	09:03:38.045
2 -	45.217	129.3	31.332	94.3	42.796	125.9	26.713	117.0	2:26.058 (2)	90.22	4.352	09:06:04.103
3 -	44.173	124.5	29.589	98.3	42.448	125.2	25.496	119.7	2:21.706 (1)	92.99		09:08:25.809
4 -	44.002	125.4	29.853	99.4	42.489	127.3	IN PIT		2:30.938 P	87.30	9.232	09:10:56.747
5 -	OUTLAP	88.7	33.777	97.3	51.346	90.0	26.411	114.7	4:02.767	54.28	1:41.061	09:14:59.514
6 -	44.446	120.2	30.989	90.8	45.771	116.5	IN PIT		2:36.041 P	84.45	14.335	09:17:35.555

P13 58		Richard AINSCOUGH						Caterham 420R				
IDEAL LAP TIME : 2:21.630		BEST LAP TIME : 2:21.759						DIFFERENCE : 0.129				
LAP	SECTOR 1		SECTOR 2		SECTOR 3		SECTOR 4		LAP TIME	MPH	DIFF	TIME OF DAY
1 -	49.668	88.6	31.670	93.5	1:03.008	62.8	29.003	116.3	2:53.349	76.01	31.590	09:03:57.998
2 -	44.403	124.9	29.421	99.1	42.403	124.9	25.532	120.0	2:21.759 (1)	92.95		09:06:19.757
3 -	44.480	121.7	30.179	97.5	42.591	126.3	25.733	115.9	2:22.983 (2)	92.16	1.224	09:08:42.740
4 -	44.274	122.0	29.628	97.9	44.701	122.2	25.807	115.7	2:24.410 (3)	91.25	2.651	09:11:07.150
5 -	44.450	119.4	29.887	97.8	42.781	123.3	IN PIT		2:26.202 P	90.13	4.443	09:13:33.352
6 -	OUTLAP	78.6	33.581	97.9	42.821	122.2	26.092	114.3	4:09.675	52.77	1:47.916	09:17:43.027
7 -	44.790	120.0	29.723	98.1	43.487	111.4	26.570	114.5	2:24.570	91.15	2.811	09:20:07.597

P14 6		Ian SPARSHOTT						Caterham 420R				
IDEAL LAP TIME : 2:21.879		BEST LAP TIME : 2:21.879						DIFFERENCE : 0.000				
LAP	SECTOR 1		SECTOR 2		SECTOR 3		SECTOR 4		LAP TIME	MPH	DIFF	TIME OF DAY
1 -	54.524	80.0	35.751	93.7	51.101	91.3	29.327	116.1	2:50.703	77.19	28.824	09:03:33.173
2 -	44.880	126.3	30.056	98.1	43.874	124.0	26.021	116.3	2:24.831 (2)	90.98	2.952	09:05:58.004
3 -	44.131	124.9	29.335	98.9	42.647	124.9	25.766	116.3	2:21.879 (1)	92.88		09:08:19.883
4 -	44.763	122.0	30.962	98.3	44.360	109.8	29.244	114.7	2:29.329 (3)	88.24	7.450	09:10:49.212
5 -	44.296	122.4	31.703	97.6	47.070	67.9	29.055	115.7	2:32.124	86.62	10.245	09:13:21.336
6 -	44.646	123.3	29.881	93.9	48.498	110.0	IN PIT		2:35.029 P	85.00	13.150	09:15:56.365

P15 23		Justin ARMSTRONG						Caterham 420R				
IDEAL LAP TIME : 2:21.611		BEST LAP TIME : 2:21.888						DIFFERENCE : 0.277				
LAP	SECTOR 1		SECTOR 2		SECTOR 3		SECTOR 4		LAP TIME	MPH	DIFF	TIME OF DAY
1 -	54.275	81.2	34.784	76.8	50.127	97.8	27.831	115.1	2:47.017	78.90	25.129	09:03:28.302
2 -	45.576	118.5	30.112	99.4	43.095	124.7	25.856	116.1	2:24.639	91.10	2.751	09:05:52.941
3 -	44.255	122.9	29.285	98.5	42.722	122.9	25.727	115.1	2:21.989 (2)	92.80	0.101	09:08:14.930
4 -	44.932	124.9	29.354	97.2	42.576	123.5	25.728	117.2	2:22.590 (3)	92.41	0.702	09:10:37.520
5 -	44.155	124.0	29.153	98.5	42.622	124.2	25.958	115.1	2:21.888 (1)	92.87		09:12:59.408
6 -	46.588	113.7	32.434	88.3	44.131	122.2	IN PIT		2:35.317 P	84.84	13.429	09:15:34.725
7 -	OUTLAP	120.0	29.733	97.3	43.446	122.9	25.987	109.6	4:43.145	46.54	2:21.257	09:20:17.870

P16 60		Paul THACKER						Caterham 420R				
IDEAL LAP TIME : 2:20.946		BEST LAP TIME : 2:21.958						DIFFERENCE : 1.012				
LAP	SECTOR 1		SECTOR 2		SECTOR 3		SECTOR 4		LAP TIME	MPH	DIFF	TIME OF DAY
1 -	50.666	86.5	36.618	91.1	51.377	84.4	31.109	120.0	2:49.770	77.62	27.812	09:03:38.146
2 -	44.707	129.0	29.718	97.9	42.585	127.0	25.567	118.2	2:22.577 (2)	92.42	0.619	09:06:00.723
3 -	43.614	127.0	29.353	100.1	43.058	127.3	25.933	118.4	2:21.958 (1)	92.82		09:08:22.681
4 -	44.308	125.9	29.818	96.9	43.936	122.0	27.019	121.7	2:25.081 (3)	90.83	3.123	09:10:47.762
5 -	43.441	127.3	29.928	97.2	46.522	102.9	27.447	119.1	2:27.338	89.43	5.380	09:13:15.100
6 -	47.816	117.1	32.691	93.3	49.727	90.1	IN PIT		2:43.403 P	80.64	21.445	09:15:58.503
7 -	OUTLAP	121.5	30.130	98.1	43.564	123.3	26.038	115.1	4:18.249	51.02	1:56.291	09:20:16.752

Weather / Track : Cloudy / Dry

Silverstone GP
Circuit Length = 3.6604 miles
Start: 09:00 Flag 09:20 End: 09:22

Avon Tyres Caterham Seven 420-R Championship

QUALIFYING - SECTOR ANALYSIS

SECTOR 1 = FL to I1, SECTOR 2 = I1 to I2 SECTOR 3 = I2 to I3, SECTOR 4 = I3 to FL, DIFF = Difference To Personal Best Lap, P = Crossed Finish Line in Pit Lane, D = Time Disallowed

P17 64		Tom EDEN				Caterham 420R			
IDEAL LAP TIME : 2:22.019		BEST LAP TIME : 2:22.019				DIFFERENCE : 0.000			
LAP	SECTOR 1	SECTOR 2	SECTOR 3	SECTOR 4	LAP TIME	MPH	DIFF	TIME OF DAY	
1 -	47.684 90.8	36.918 88.7	50.438 99.5	31.721 117.2	2:46.761 (3)	79.02	24.742	09:03:42.745	
2 -	43.779 131.0	30.257 98.6	43.562 125.9	26.186 118.4	2:23.784 (2)	91.64	1.765	09:06:06.529	
3 -	43.356 130.0	30.047 98.9	42.853 128.8	25.763 117.4	2:22.019 (1)	92.78		09:08:28.548	
4 -	43.879 123.5	32.276 81.0	47.609 123.3	IN PIT	2:36.898 P	83.98	14.879	09:11:05.446	
5 -	OUTLAP 87.9	34.143 95.1	51.119 85.1	26.404 116.6	3:54.897	56.10	1:32.878	09:15:00.343	
6 -	43.975 124.9	34.087 78.6	51.195 101.2	IN PIT	2:45.779 P	79.49	23.760	09:17:46.122	

P18 81		Albert VELLA				Caterham 420R			
IDEAL LAP TIME : 2:22.093		BEST LAP TIME : 2:22.674				DIFFERENCE : 0.581			
LAP	SECTOR 1	SECTOR 2	SECTOR 3	SECTOR 4	LAP TIME	MPH	DIFF	TIME OF DAY	
1 -	48.620 84.2	37.933 92.6	50.845 97.9	32.821 115.7	2:50.219	77.41	27.545	09:03:42.333	
2 -	45.177 126.6	29.890 98.8	43.276 126.3	27.005 117.0	2:25.348	90.66	2.674	09:06:07.681	
3 -	43.975 128.3	30.654 97.2	42.564 128.0	26.167 117.2	2:23.360 (3)	91.92	0.686	09:08:31.041	
4 -	44.305 126.1	29.716 97.9	42.815 125.6	25.838 119.3	2:22.674 (1)	92.36		09:10:53.715	
5 -	44.562 127.0	29.791 97.9	42.840 124.7	IN PIT	2:27.863 P	89.12	5.189	09:13:21.578	
6 -	OUTLAP 112.7	32.714 97.8	42.659 124.9	26.178 116.8	4:22.313	50.23	1:59.639	09:17:43.891	
7 -	44.519 126.1	29.849 99.1	42.704 127.0	25.969 114.7	2:23.041 (2)	92.12	0.367	09:20:06.932	

P19 10		Wesley FOX				Caterham 420R			
IDEAL LAP TIME : 2:22.287		BEST LAP TIME : 2:22.736				DIFFERENCE : 0.449			
LAP	SECTOR 1	SECTOR 2	SECTOR 3	SECTOR 4	LAP TIME	MPH	DIFF	TIME OF DAY	
1 -	48.138 117.3	32.427 88.8	50.219 106.3	34.632 114.5	2:45.416	79.66	22.680	09:03:47.555	
2 -	46.205 119.8	30.152 96.8	43.928 121.7	26.111 114.3	2:26.396	90.01	3.660	09:06:13.951	
3 -	45.357 126.1	30.101 97.2	43.086 123.1	25.953 114.9	2:24.497	91.19	1.761	09:08:38.448	
4 -	44.493 123.5	29.461 97.6	42.847 124.5	26.242 117.4	2:23.043 (2)	92.12	0.307	09:11:01.491	
5 -	44.272 124.0	29.682 97.6	43.075 124.7	25.707 117.4	2:22.736 (1)	92.32		09:13:24.227	
6 -	44.376 121.5	29.755 97.5	43.674 122.0	25.949 115.1	2:23.754	91.66	1.018	09:15:47.981	
7 -	44.680 119.8	29.673 96.8	43.200 123.8	25.845 117.6	2:23.398 (3)	91.89	0.662	09:18:11.379	
8 -	44.445 126.1	29.705 98.3	43.018 128.5	26.433 115.7	2:23.601	91.76	0.865	09:20:34.980	

P20 82		Stewart CALDER				Caterham 420R			
IDEAL LAP TIME : 2:22.451		BEST LAP TIME : 2:22.924				DIFFERENCE : 0.473			
LAP	SECTOR 1	SECTOR 2	SECTOR 3	SECTOR 4	LAP TIME	MPH	DIFF	TIME OF DAY	
1 -	48.865 119.6	35.968 86.4	54.483 65.0	33.443 115.7	2:52.759	76.27	29.835	09:03:50.411	
2 -	45.363 122.4	29.989 95.8	42.759 125.2	25.894 117.2	2:24.005 (3)	91.50	1.081	09:06:14.416	
3 -	44.650 120.6	29.829 98.1	42.890 123.5	25.555 115.3	2:22.924 (1)	92.20		09:08:37.340	
4 -	44.758 121.3	29.840 98.1	42.766 123.8	25.710 114.7	2:23.074 (2)	92.10	0.150	09:11:00.414	
5 -	44.420 129.0	30.141 96.6	43.507 125.6	IN PIT	2:30.380 P	87.62	7.456	09:13:30.794	
6 -	OUTLAP 120.2	30.732 97.3	45.928 106.5	26.537 115.1	4:34.287	48.04	2:11.363	09:18:05.081	
7 -	45.158 119.8	29.717 97.1	43.441 122.0	25.828 114.5	2:24.144	91.42	1.220	09:20:29.225	

P21 66		Damian MILKINS				Caterham 420R			
IDEAL LAP TIME : 2:22.451		BEST LAP TIME : 2:22.925				DIFFERENCE : 0.474			
LAP	SECTOR 1	SECTOR 2	SECTOR 3	SECTOR 4	LAP TIME	MPH	DIFF	TIME OF DAY	
1 -	53.445 78.2	33.244 99.2	58.686 73.4	29.183 117.2	2:54.558	75.49	31.633	09:03:56.709	
2 -	44.830 124.5	29.635 98.9	42.533 124.9	25.927 117.0	2:22.925 (1)	92.20		09:06:19.634	
3 -	44.636 123.5	29.906 98.2	42.783 123.3	26.473 115.7	2:23.798 (3)	91.64	0.873	09:08:43.432	
4 -	44.520 124.2	29.471 98.3	43.167 122.6	26.009 114.1	2:23.167 (2)	92.04	0.242	09:11:06.599	
5 -	44.999 119.1	30.564 97.2	1:04.247 63.4	40.805 51.5	3:00.615	72.96	37.690	09:14:07.214	
6 -	1:03.964 96.2	36.178 79.2	50.865 73.8	IN PIT	3:10.438 P	69.19	47.513	09:17:17.652	
7 -	OUTLAP 118.9	29.854 97.8	42.977 123.3	26.346 114.9	3:43.551	58.94	1:20.626	09:21:01.203	

P22 55		Steve RUSTON				Caterham 420R			
IDEAL LAP TIME : 2:22.745		BEST LAP TIME : 2:23.326				DIFFERENCE : 0.581			
LAP	SECTOR 1	SECTOR 2	SECTOR 3	SECTOR 4	LAP TIME	MPH	DIFF	TIME OF DAY	

Silverstone GP
Circuit Length = 3.6604 miles
Start: 09:00 Flag 09:20 End: 09:22

Weather / Track : Cloudy / Dry

Avon Tyres Caterham Seven 420-R Championship

QUALIFYING - SECTOR ANALYSIS

SECTOR 1 = FL to I1, SECTOR 2 = I1 to I2, SECTOR 3 = I2 to I3, SECTOR 4 = I3 to FL, DIFF = Difference To Personal Best Lap, P = Crossed Finish Line in Pit Lane, D = Time Disallowed

1 -	54.902	80.8	35.415	90.9	50.807	91.9	28.293	117.4	2:49.417	77.78	26.091	09:03:31.457
2 -	45.156	121.7	29.863	96.9	43.509	123.5	26.228	115.3	2:24.756	91.03	1.430	09:05:56.213
3 -	45.005	120.2	29.927	98.6	43.454	126.3	26.243	116.1	2:24.629 (3)	91.11	1.303	09:08:20.842
4 -	43.951	129.5	30.246	98.9	42.920	125.2	26.209	120.0	2:23.326 (1)	91.94		09:10:44.168
5 -	44.811	123.8	30.217	98.1	43.637	124.7	26.115	115.9	2:24.780	91.01	1.454	09:13:08.948
6 -	45.469	119.8	30.297	97.2	44.366	123.8	26.613	114.7	2:26.745	89.80	3.419	09:15:35.693
7 -	44.944	121.1	29.817	97.2	43.760	120.6	26.353	113.5	2:24.874	90.96	1.548	09:18:00.567
8 -	45.141	119.8	29.759	97.9	43.128	122.0	26.248	113.3	2:24.276 (2)	91.33	0.950	09:20:24.843

P23 99		Simon LEDGER					Caterham 420R						
IDEAL LAP TIME : 2:22.920		BEST LAP TIME : 2:23.387					DIFFERENCE : 0.467						
LAP	SECTOR 1		SECTOR 2		SECTOR 3		SECTOR 4		LAP TIME	MPH	DIFF	TIME OF DAY	
1 -	48.660	88.5	36.919	87.3	50.203	98.6	33.374	106.7	2:49.156	77.90	25.769	09:03:43.757	
2 -	45.448	124.2	29.960	97.2	43.138	124.9	35.148	107.8	2:33.694	85.74	10.307	09:06:17.451	
3 -	46.623	124.7	31.531	94.6	43.060	125.6	25.784	118.0	2:26.998	89.64	3.611	09:08:44.449	
4 -	44.961	125.4	29.822	97.3	43.415	125.9	25.628	117.2	2:23.826 (2)	91.62	0.439	09:11:08.275	
5 -	44.700	124.2	29.649	98.6	42.943	126.1	26.095	112.9	2:23.387 (1)	91.90		09:13:31.662	
6 -	45.507	121.1	29.793	97.1	43.065	125.9	25.699	117.0	2:24.064 (3)	91.47	0.677	09:15:55.726	
7 -	45.919	120.2	29.719	97.9	43.160	123.3	25.782	115.9	2:24.580	91.14	1.193	09:18:20.306	
8 -	45.400	121.5	29.951	97.9	43.289	124.5	26.080	115.9	2:24.720	91.05	1.333	09:20:45.026	

P24 14		Luke BROWES					Caterham 420R						
IDEAL LAP TIME : 2:22.523		BEST LAP TIME : 2:23.394					DIFFERENCE : 0.871						
LAP	SECTOR 1		SECTOR 2		SECTOR 3		SECTOR 4		LAP TIME	MPH	DIFF	TIME OF DAY	
1 -	52.325	86.9	38.253	88.7	51.893	99.2	32.339	116.1	2:54.810	75.38	31.416	09:03:41.490	
2 -	44.929	125.2	30.177	97.8	43.219	124.5	26.835	118.0	2:25.160	90.78	1.766	09:06:06.650	
3 -	44.553	124.2	30.441	96.4	43.060	123.5	26.323	115.3	2:24.377	91.27	0.983	09:08:31.027	
4 -	45.084	125.4	29.894	96.0	42.836	123.3	26.192	115.7	2:24.006	91.50	0.612	09:10:55.033	
5 -	44.466	122.6	30.010	97.5	42.869	127.0	26.100	114.9	2:23.445 (2)	91.86	0.051	09:13:18.478	
6 -	45.622	121.1	30.080	96.2	43.796	112.9	31.381	114.9	2:30.879	87.34	7.485	09:15:49.357	
7 -	45.087	118.9	29.937	95.5	42.578	123.3	25.792	115.9	2:23.394 (1)	91.89		09:18:12.751	
8 -	44.744	121.5	29.687	97.8	43.010	123.8	26.065	115.7	2:23.506 (3)	91.82	0.112	09:20:36.257	

P25 44		John WHITEHOUSE					Caterham 420R						
IDEAL LAP TIME : 2:22.819		BEST LAP TIME : 2:23.457					DIFFERENCE : 0.638						
LAP	SECTOR 1		SECTOR 2		SECTOR 3		SECTOR 4		LAP TIME	MPH	DIFF	TIME OF DAY	
1 -	52.314	85.3	36.771	91.5	51.371	80.9	30.972	117.6	2:51.428	76.87	27.971	09:03:38.577	
2 -	44.810	130.5	30.140	96.9	42.988	123.8	26.078	116.3	2:24.016	91.50	0.559	09:06:02.593	
3 -	45.729	121.7	30.377	98.1	43.105	124.5	26.109	116.6	2:25.320	90.68	1.863	09:08:27.913	
4 -	44.702	127.5	29.900	98.6	42.672	125.9	26.256	118.0	2:23.530 (2)	91.81	0.073	09:10:51.443	
5 -	44.169	123.5	30.056	98.3	42.788	125.4	26.444	116.1	2:23.457 (1)	91.85		09:13:14.900	
6 -	48.106	120.4	30.370	96.9	44.506	111.8	27.990	115.1	2:30.972	87.28	7.515	09:15:45.872	
7 -	45.343	122.4	29.911	97.5	43.139	126.6	26.474	118.0	2:24.867	90.96	1.410	09:18:10.739	
8 -	44.558	125.4	29.953	97.9	42.992	127.8	26.296	117.0	2:23.799 (3)	91.64	0.342	09:20:34.538	

P26 68		Gary WEATHERILL					Caterham 420R						
IDEAL LAP TIME : 2:23.569		BEST LAP TIME : 2:23.799					DIFFERENCE : 0.230						
LAP	SECTOR 1		SECTOR 2		SECTOR 3		SECTOR 4		LAP TIME	MPH	DIFF	TIME OF DAY	
1 -	52.937	81.2	36.546	88.8	53.006	83.8	31.552	117.6	2:54.041	75.71	30.242	09:03:38.590	
2 -	45.489	127.3	30.714	97.2	43.345	124.2	26.089	120.0	2:25.637	90.48	1.838	09:06:04.227	
3 -	44.688	126.3	30.476	96.2	43.930	126.8	26.073	118.7	2:25.167 (3)	90.77	1.368	09:08:29.394	
4 -	44.622	124.9	29.797	96.6	43.326	123.5	26.054	116.3	2:23.799 (1)	91.64		09:10:53.193	
5 -	45.185	121.1	30.369	97.5	43.383	124.5	26.616	117.8	2:25.553	90.53	1.754	09:13:18.746	
6 -	45.786	124.7	30.366	96.8	43.256	123.8	26.126	114.9	2:25.534	90.54	1.735	09:15:44.280	
7 -	45.628	119.1	30.389	96.1	43.238	122.2	26.609	118.9	2:25.864	90.34	2.065	09:18:10.144	
8 -	44.536	123.3	30.025	96.6	43.294	123.1	25.998	115.5	2:23.853 (2)	91.60	0.054	09:20:33.997	

Weather / Track : Cloudy / Dry

Silverstone GP

Circuit Length = 3.6604 miles

Start: 09:00 Flag 09:20 End: 09:22

Avon Tyres Caterham Seven 420-R Championship

QUALIFYING - SECTOR ANALYSIS

SECTOR 1 = FL to I1, SECTOR 2 = I1 to I2 SECTOR 3 = I2 to I3, SECTOR 4 = I3 to FL, DIFF = Difference To Personal Best Lap, P = Crossed Finish Line in Pit Lane, D = Time Disallowed

P27 22		Paul BROWES				Caterham 420R						
IDEAL LAP TIME : 2:23.467		BEST LAP TIME : 2:24.128				DIFFERENCE : 0.661						
LAP	SECTOR 1		SECTOR 2		SECTOR 3		SECTOR 4		LAP TIME	MPH	DIFF	TIME OF DAY
1 -	53.573	81.6	35.853	94.1	48.573	97.1	27.943	118.4	2:45.942	79.41	21.814	09:03:29.540
2 -	44.758	118.7	30.114	98.9	43.168	124.9	26.088	116.8	2:24.128 (1)	91.43		09:05:53.668
3 -	44.659	122.0	30.473	97.3	44.046	121.5	26.226	118.4	2:25.404	90.62	1.276	09:08:19.072
4 -	45.168	123.1	29.994	96.1	43.398	124.9	26.397	118.7	2:24.957	90.90	0.829	09:10:44.029
5 -	44.857	120.9	30.104	96.2	43.289	123.1	26.031	116.1	2:24.281	(3) 91.33	0.153	09:13:08.310
6 -	45.362	118.3	30.841	97.2	43.190	127.8	25.889	118.4	2:25.282	90.70	1.154	09:15:33.592
7 -	45.245	120.0	29.855	97.5	43.064	122.2	26.091	114.5	2:24.255	(2) 91.35	0.127	09:17:57.847
8 -	45.250	120.2	30.273	95.1	43.676	121.3	38.257	116.3	2:37.456	83.69	13.328	09:20:35.303

P28 47		Mark BENNETT				Caterham 420R						
IDEAL LAP TIME : 2:24.572		BEST LAP TIME : 2:25.251				DIFFERENCE : 0.679						
LAP	SECTOR 1		SECTOR 2		SECTOR 3		SECTOR 4		LAP TIME	MPH	DIFF	TIME OF DAY
1 -	51.626	89.1	38.169	89.0	51.440	98.2	30.251	118.9	2:51.486	76.84	26.235	09:03:39.745
2 -	45.612	122.6	30.067	98.2	43.542	121.1	27.091	120.2	2:26.312	90.06	1.061	09:06:06.057
3 -	45.942	120.2	30.888	92.9	43.271	124.5	26.401	116.1	2:26.502	89.94	1.251	09:08:32.559
4 -	45.519	123.5	29.818	94.9	43.646	123.3	26.360	115.1	2:25.343	(2) 90.66	0.092	09:10:57.902
5 -	45.376	119.8	30.669	87.6	45.767	126.3	26.266	115.7	2:28.078	88.99	2.827	09:13:25.980
6 -	45.763	120.2	30.213	94.1	43.382	125.2	26.107	117.6	2:25.465	(3) 90.59	0.214	09:15:51.445
7 -	45.438	120.0	30.057	97.2	43.571	123.3	26.185	115.3	2:25.251 (1)	90.72		09:18:16.696
8 -	50.470	122.6	30.024	95.4	43.372	124.0	26.548	115.7	2:30.414	87.61	5.163	09:20:47.110

Avon Tyres Caterham Seven 420-R Championship

QUALIFYING - BEST SECTORS

SECTOR 1			SECTOR 2			SECTOR 3			SECTOR 4			IDEAL / BEST COMPARISON					
POS	NO	NAME	TIME	NO	NAME	TIME	NO	NAME	TIME	NO	NAME	IDEAL	BEST	DIFF			
1	93	SINCLAI	43.169	35	SALES	29.102	90	BROWN	42.184	3	BYRNE	25.352	78	WINSTANLEY	2:20.293	2:20.691	0.398
2	78	WINSTAN	43.330	23	ARMSTRO	29.153	32	WIGGINS	42.185	46	NUTTALL	25.365	90	BROWN	2:20.401	2:21.477	1.076
3	64	EDEN	43.356	78	WINSTAN	29.160	46	NUTTALL	42.186	27	SMITH	25.485	46	NUTTALL	2:20.430	2:20.579	0.149
4	9	DYER	43.388	27	SMITH	29.190	35	SALES	42.224	35	SALES	25.490	32	WIGGINS	2:20.550	2:20.622	0.072
5	90	BROWN	43.408	15	DONKIN	29.206	27	SMITH	42.233	11	NORRIS	25.496	3	BYRNE	2:20.554	2:20.644	0.090
6	60	THACKER	43.441	46	NUTTALL	29.210	3	BYRNE	42.236	58	AINSCOU	25.532	27	SMITH	2:20.646	2:20.903	0.257
7	32	WIGGINS	43.522	32	WIGGINS	29.238	78	WINSTAN	42.269	78	WINSTAN	25.534	93	SINCLAIR	2:20.807	2:21.458	0.651
8	15	DONKIN	43.568	90	BROWN	29.271	58	AINSCOU	42.403	90	BROWN	25.538	15	DONKIN	2:20.882	2:21.427	0.545
9	4	BARNES	43.617	3	BYRNE	29.287	15	DONKIN	42.415	93	SINCLAI	25.554	9	DYER	2:20.905	2:21.105	0.200
10	46	NUTTALL	43.669	6	SPARSHO	29.335	4	BARNES	42.438	82	CALDER	25.555	60	THACKER	2:20.946	2:21.958	1.012
11	3	BYRNE	43.679	4	BARNES	29.353	11	NORRIS	42.448	60	THACKER	25.567	35	SALES	2:21.024	2:21.162	0.138
12	27	SMITH	43.738	60	THACKER	29.353	9	DYER	42.486	32	WIGGINS	25.605	4	BARNES	2:21.076	2:21.374	0.298
13	55	RUSTON	43.951	9	DYER	29.406	66	MILKINS	42.533	9	DYER	25.625	11	NORRIS	2:21.535	2:21.706	0.171
14	81	VELLA	43.975	58	AINSCOU	29.421	81	VELLA	42.564	99	LEDGER	25.628	23	ARMSTRONG	2:21.611	2:21.888	0.277
15	11	NORRIS	44.002	10	FOX	29.461	23	ARMSTRO	42.576	4	BARNES	25.668	58	AINSCOUGH	2:21.630	2:21.759	0.129
16	6	SPARSHO	44.131	66	MILKINS	29.471	14	BROWES	42.578	15	DONKIN	25.693	6	SPARSHOTT	2:21.879	2:21.879	0.000
17	23	ARMSTRO	44.155	93	SINCLAI	29.502	93	SINCLAI	42.582	10	FOX	25.707	64	EDEN	2:22.019	2:22.019	0.000
18	44	WHITEHO	44.169	11	NORRIS	29.589	60	THACKER	42.585	23	ARMSTRO	25.727	81	VELLA	2:22.093	2:22.674	0.581
19	35	SALES	44.208	99	LEDGER	29.649	6	SPARSHO	42.647	64	EDEN	25.763	10	FOX	2:22.287	2:22.736	0.449
20	10	FOX	44.272	14	BROWES	29.687	44	WHITEHO	42.672	6	SPARSHO	25.766	82	CALDER	2:22.451	2:22.924	0.473
21	58	AINSCOU	44.274	81	VELLA	29.716	82	CALDER	42.759	14	BROWES	25.792	66	MILKINS	2:22.451	2:22.925	0.474
22	82	CALDER	44.420	82	CALDER	29.717	10	FOX	42.847	81	VELLA	25.838	14	BROWES	2:22.523	2:23.394	0.871
23	14	BROWES	44.466	55	RUSTON	29.759	64	EDEN	42.853	22	BROWES	25.889	55	RUSTON	2:22.745	2:23.326	0.581
24	66	MILKINS	44.520	68	WEATHER	29.797	55	RUSTON	42.920	66	MILKINS	25.927	44	WHITEHOUSE	2:22.819	2:23.457	0.638
25	68	WEATHER	44.536	47	BENNETT	29.818	99	LEDGER	42.943	68	WEATHER	25.998	99	LEDGER	2:22.920	2:23.387	0.467
26	22	BROWES	44.659	22	BROWES	29.855	22	BROWES	43.064	44	WHITEHO	26.078	22	BROWES	2:23.467	2:24.128	0.661
27	99	LEDGER	44.700	44	WHITEHO	29.900	68	WEATHER	43.238	47	BENNETT	26.107	68	WEATHERILL	2:23.569	2:23.799	0.230
28	47	BENNETT	45.376	64	EDEN	30.047	47	BENNETT	43.271	55	RUSTON	26.115	47	BENNETT	2:24.572	2:25.251	0.679
29																	

PERFECT LAP 2:19.807

Weather / Track : Cloudy / Dry

Silverstone GP

Circuit Length = 3.6604 miles

Start: 09:00 Flag 09:20 End: 09:22

Results can be found at www.tsl-timing.com

Printed - 09:24 Saturday, 10 June 2017

Avon Tyres Caterham Seven 420-R Championship

QUALIFYING - BEST SPEEDS

POS	INTERMEDIATE 1			INTERMEDIATE 2			INTERMEDIATE 3			FINISH LINE		
	NO	NAME	MPH	NO	NAME	MPH	NO	NAME	MPH	NO	NAME	MPH
1	90	BROWN	132.1	78	WINSTANLEY	101.6	93	SINCLAIR	129.3	32	WIGGINS	122.0
2	93	SINCLAIR	131.8	93	SINCLAIR	100.9	3	BYRNE	129.0	60	THACKER	121.7
3	78	WINSTANLEY	131.5	32	WIGGINS	100.6	78	WINSTANLEY	128.8	46	NUTTALL	121.3
4	32	WIGGINS	131.0	60	THACKER	100.1	64	EDEN	128.8	93	SINCLAIR	120.4
5	64	EDEN	131.0	3	BYRNE	100.0	4	BARNES	128.5	27	SMITH	120.2
6	44	WHITEHOUSE	130.5	90	BROWN	100.0	10	FOX	128.5	47	BENNETT	120.2
7	4	BARNES	130.3	15	DONKIN	99.4	9	DYER	128.3	4	BARNES	120.0
8	55	RUSTON	129.5	11	NORRIS	99.4	90	BROWN	128.0	58	AINSCOUGH	120.0
9	11	NORRIS	129.3	23	ARMSTRONG	99.4	81	VELLA	128.0	55	RUSTON	120.0
10	60	THACKER	129.0	66	MILKINS	99.2	27	SMITH	127.8	68	WEATHERILL	120.0
11	82	CALDER	129.0	58	AINSCOUGH	99.1	15	DONKIN	127.8	11	NORRIS	119.7
12	27	SMITH	128.8	81	VELLA	99.1	44	WHITEHOUSE	127.8	90	BROWN	119.5
13	9	DYER	128.5	35	SALES	98.9	22	BROWES	127.8	9	DYER	119.3
14	81	VELLA	128.3	6	SPARSHOTT	98.9	11	NORRIS	127.3	81	VELLA	119.3
15	3	BYRNE	128.0	64	EDEN	98.9	60	THACKER	127.3	3	BYRNE	119.1
16	15	DONKIN	128.0	55	RUSTON	98.9	14	BROWES	127.0	78	WINSTANLEY	118.9
17	46	NUTTALL	127.8	22	BROWES	98.9	35	SALES	126.8	22	BROWES	118.7
18	68	WEATHERILL	127.3	9	DYER	98.8	68	WEATHERILL	126.8	64	EDEN	118.4
19	6	SPARSHOTT	126.3	99	LEDGER	98.6	58	AINSCOUGH	126.3	99	LEDGER	118.0
20	10	FOX	126.1	44	WHITEHOUSE	98.6	55	RUSTON	126.3	14	BROWES	118.0
21	99	LEDGER	125.4	46	NUTTALL	98.3	47	BENNETT	126.3	44	WHITEHOUSE	118.0
22	14	BROWES	125.4	27	SMITH	98.3	99	LEDGER	126.1	15	DONKIN	117.8
23	58	AINSCOUGH	124.9	4	BARNES	98.3	32	WIGGINS	125.6	10	FOX	117.6
24	23	ARMSTRONG	124.9	10	FOX	98.3	82	CALDER	125.6	35	SALES	117.2
25	66	MILKINS	124.5	47	BENNETT	98.2	46	NUTTALL	125.4	23	ARMSTRONG	117.2
26	47	BENNETT	123.5	82	CALDER	98.1	6	SPARSHOTT	124.9	82	CALDER	117.2
27	22	BROWES	123.1	14	BROWES	97.8	66	MILKINS	124.9	66	MILKINS	117.2
28	35	SALES	122.4	68	WEATHERILL	97.5	23	ARMSTRONG	124.7	6	SPARSHOTT	116.3
29												

Weather / Track : Cloudy / Dry

Results can be found at www.tsl-timing.com

Silverstone GP
Circuit Length = 3.6604 miles
Start: 09:00 Flag 09:20 End: 09:22

Printed - 09:24 Saturday, 10 June 2017

Avon Tyres Caterham Seven 420-R Championship
RACE 1 - GRID (30 minutes) - AMENDED

ROW 15			29	44 John WHITEHOUSE	
ROW 14	28	5 Luke STEVENS	27	47 Mark BENNETT	
ROW 13		26	22 Paul BROWES	25	68 Gary WEATHERILL
ROW 12	24	14 Luke BROWES	23	99 Simon LEDGER	
ROW 11		22	55 Steve RUSTON	21	66 Damian MILKINS
ROW 10	20	82 Stewart CALDER	19	10 Wesley FOX	
ROW 9		18	81 Albert VELLA	17	64 Tom EDEN
ROW 8	16	60 Paul THACKER	15	23 Justin ARMSTRONG	
ROW 7		14	6 Ian SPARSHOTT	13	58 Richard AINSCOUGH
ROW 6	12	11 Elliott NORRIS	11	90 Jack BROWN	
ROW 5		10	93 Andres SINCLAIR	9	15 Paul DONKIN
ROW 4	8	4 Anthony BARNES	7	35 Jack SALES	
ROW 3		6	9 Matt DYER	5	27 William SMITH
ROW 2	4	78 Danny WINSTANLEY	3	3 John BYRNE	
ROW 1		2	32 Lee WIGGINS	1	46 Stephen NUTTALL
Pole					

Silverstone GP
 Circuit Length = 3.6604 miles

These results are provisional until the conclusion of any judicial and technical matters.

Clerk Of Course :	Timekeeper :
-------------------	--------------

Results can be found at www.tsl-timing.com

Printed - 10:12 Saturday, 10 June 2017



Avon Tyres Caterham Seven 420-R Championship

RACE 1 - CLASSIFICATION - AMENDED

POS	NO	NAME	ENTRY	LAPS	TIME	GAP	DIFF	MPH	BEST	ON
1	3	John BYRNE	Caterham 420R	13	31:10.502			91.58	2:22.237	8
2	78	Danny WINSTANLEY	Caterham 420R	13	31:10.612	0.110	0.110	91.58	2:22.576	8
3	32	Lee WIGGINS	Caterham 420R	13	31:10.730	0.228	0.118	91.57	2:21.607	2
4	90	Jack BROWN	Caterham 420R	13	31:11.147	0.645	0.417	91.55	2:21.797	2
5	5	Luke STEVENS	Caterham 420R	13	31:13.854	3.352	2.707	91.42	2:22.388	5
6	64	Tom EDEN	Caterham 420R	13	31:14.239	3.737	0.385	91.40	2:22.301	12
7	35	Jack SALES	Caterham 420R	13	31:14.478	3.976	0.239	91.39	2:22.374	2
8	9	Matt DYER	Caterham 420R	13	31:14.603	4.101	0.125	91.38	2:22.781	4
9	4	Anthony BARNES	Caterham 420R	13	31:15.031	4.529	0.428	91.36	2:22.666	13
10	11	Elliott NORRIS	Caterham 420R	13	31:15.535	5.033	0.504	91.33	2:22.135	8
11	58	Richard AINSCOUGH	Caterham 420R	13	31:15.587	5.085	0.052	91.33	2:22.803	8
12	27	William SMITH	Caterham 420R	13	31:16.138	5.636	0.551	91.31	2:22.474	5
13	10	Wesley FOX	Caterham 420R	13	31:16.710	6.208	0.572	91.28	2:22.792	13
14	81	Albert VELLA	Caterham 420R	13	31:28.946	18.444	12.236	90.69	2:23.493	4
15	82	Stewart CALDER	Caterham 420R	13	31:29.356	18.854	0.410	90.67	2:23.890	4
16	6	Ian SPARSHOTT	Caterham 420R	13	31:29.524	19.022	0.168	90.66	2:23.473	3
17	23	Justin ARMSTRONG	Caterham 420R	13	31:39.638	29.136	10.114	90.18	2:23.757	5
18	14	Luke BROWES	Caterham 420R	13	31:40.375	29.873	0.737	90.14	2:24.259	13
19	44	John WHITEHOUSE	Caterham 420R	13	31:40.478	29.976	0.103	90.14	2:24.331	5
20	68	Gary WEATHERILL	Caterham 420R	13	31:40.881	30.379	0.403	90.12	2:24.355	3
21	99	Simon LEDGER	Caterham 420R	13	31:42.393	31.891	1.512	90.05	2:24.236	5
22	55	Steve RUSTON	Caterham 420R	13	31:51.437	40.935	9.044	89.62	2:24.679	2
23	47	Mark BENNETT	Caterham 420R	13	31:51.804	41.302	0.367	89.60	2:24.465	5
24	66	Damian MILKINS	Caterham 420R	13	32:03.211	52.709	11.407	89.07	2:24.336	4
25	93	Andres SINCLAIR	Caterham 420R	13	32:27.254	1:16.752	24.043	87.97	2:23.110	9
26	22	Paul BROWES	Caterham 420R	11	32:57.185	2 Laps	2 Laps	73.31	2:24.108	7

NOT CLASSIFIED

DNF	46	Stephen NUTTALL	Caterham 420R	3	8:23.622	10 Laps	8 Laps	78.49	2:28.845	1
DNF	60	Paul THACKER	Caterham 420R	0						
EX	15	Paul DONKIN	Caterham 420R	0						

FASTEST LAP

32	Lee WIGGINS	Caterham 420R	2	2:21.607	93.05 mph	149.76 kph
----	-------------	---------------	---	----------	-----------	------------

* Car 15 - Excluded + 4 Penalty points, C1.1.5 - Re-joining the circuit in an unsafe manner.

Silverstone GP

Circuit Length = 3.6604 miles

Start: 14:44 Flag 15:15 End: 15:17

Weather / Track : Cloudy / Dry

These results are provisional until the conclusion of any judicial and technical matters.

Clerk Of Course :

Timekeeper :



Avon Tyres Caterham Seven 420-R Championship

RACE 1 - SECTOR ANALYSIS

SECTOR 1 = FL to I1, SECTOR 2 = I1 to I2 SECTOR 3 = I2 to I3, SECTOR 4 = I3 to FL, DIFF = Difference To Personal Best Lap, P = Crossed Finish Line in Pit Lane, D = Time Disallowed

P1		3		John BYRNE				Caterham 420R				
IDEAL LAP TIME : 2:21.555		BEST LAP TIME : 2:22.237				DIFFERENCE : 0.682						
LAP	SECTOR 1	SECTOR 2	SECTOR 3	SECTOR 4	LAP TIME	MPH	DIFF	TIME OF DAY				
1 -		118.7	30.147	98.6	43.374	120.6	25.857	117.2	2:26.349	90.04	4.112	14:47:09.110
2 -	44.194	126.1	29.649	98.9	43.163	119.8	25.556	121.1	2:22.562 (2)	92.43	0.325	14:49:31.672
3 -	43.890	123.8	30.045	100.0	43.305	119.6	25.997	114.3	2:23.237	91.99	1.000	14:51:54.909
4 -	45.093	119.4	30.475	100.1	42.655	127.3	25.772	120.4	2:23.995	91.51	1.758	14:54:18.904
5 -	44.160	127.0	29.827	97.1	43.210	119.4	26.027	119.3	2:23.224 (3)	92.00	0.987	14:56:42.128
6 -	45.133	121.1	30.123	98.3	42.803	123.8	25.738	119.1	2:23.797	91.64	1.560	14:59:05.925
7 -	44.446	121.5	30.093	98.5	42.835	124.9	26.778	116.3	2:24.152	91.41	1.915	15:01:30.077
8 -	44.498	121.3	29.454	99.8	42.683	125.2	25.602	120.8	2:22.237 (1)	92.64		15:03:52.314
9 -	44.003	120.0	30.898	99.1	43.410	123.3	25.780	120.2	2:24.091	91.45	1.854	15:06:16.405
10 -	44.393	117.1	30.298	100.1	43.015	123.3	25.646	118.7	2:23.352	91.92	1.115	15:08:39.757
11 -	44.892	122.6	30.477	99.5	43.355	124.9	25.605	117.0	2:24.329	91.30	2.092	15:11:04.086
12 -	44.699	121.3	30.164	99.8	42.980	124.0	26.453	119.7	2:24.296	91.32	2.059	15:13:28.382
13 -	45.520	116.5	30.139	97.8	42.934	120.0	26.288	115.9	2:24.881	90.95	2.644	15:15:53.263

P2		78		Danny WINSTANLEY				Caterham 420R				
IDEAL LAP TIME : 2:21.678		BEST LAP TIME : 2:22.576				DIFFERENCE : 0.898						
LAP	SECTOR 1	SECTOR 2	SECTOR 3	SECTOR 4	LAP TIME	MPH	DIFF	TIME OF DAY				
1 -		123.8	29.709	98.6	42.973	120.2	25.858	117.0	2:25.436	90.60	2.860	14:47:08.197
2 -	44.582	119.1	29.893	97.6	43.377	125.2	25.416	119.3	2:23.268	91.98	0.692	14:49:31.465
3 -	44.035	123.8	29.853	96.5	43.518	120.9	26.373	117.6	2:23.779	91.65	1.203	14:51:55.244
4 -	44.818	117.9	30.705	100.3	42.753	125.9	25.774	119.3	2:24.050	91.48	1.474	14:54:19.294
5 -	43.944	130.5	29.944	99.5	42.901	122.9	26.100	122.0	2:22.889 (2)	92.22	0.313	14:56:42.183
6 -	45.175	124.7	30.570	99.7	42.680	126.6	25.706	118.2	2:24.131	91.42	1.555	14:59:06.314
7 -	44.447	125.9	30.040	100.0	42.986	124.0	25.603	118.7	2:23.076 (3)	92.10	0.500	15:01:29.390
8 -	43.873	127.5	29.912	99.2	42.804	120.4	25.987	118.7	2:22.576 (1)	92.42		15:03:51.966
9 -	44.258	120.6	30.878	96.9	43.021	121.5	25.719	116.8	2:23.876	91.59	1.300	15:06:15.842
10 -	44.901	122.6	29.942	98.2	43.445	128.0	25.921	119.1	2:24.209	91.37	1.633	15:08:40.051
11 -	44.539	119.8	30.217	99.5	43.038	120.6	25.969	116.6	2:23.763	91.66	1.187	15:11:03.814
12 -	44.873	120.4	30.093	98.3	42.964	120.2	26.423	107.6	2:24.353	91.28	1.777	15:13:28.167
13 -	45.640	121.5	30.475	98.8	42.870	125.6	26.221	120.2	2:25.206	90.75	2.630	15:15:53.373

P3		32		Lee WIGGINS				Caterham 420R				
IDEAL LAP TIME : 2:21.343		BEST LAP TIME : 2:21.607				DIFFERENCE : 0.264						
LAP	SECTOR 1	SECTOR 2	SECTOR 3	SECTOR 4	LAP TIME	MPH	DIFF	TIME OF DAY				
1 -		128.0	30.041	100.1	43.213	126.6	26.141	119.1	2:26.606	89.88	4.999	14:47:09.367
2 -	43.823	124.9	29.579	100.7	42.653	121.1	25.552	118.4	2:21.607 (1)	93.05		14:49:30.974
3 -	44.552	118.9	30.268	100.1	43.320	127.8	26.603	120.6	2:24.743	91.04	3.136	14:51:55.717
4 -	44.170	122.6	29.783	98.2	42.636	122.0	25.636	116.8	2:22.225 (2)	92.65	0.618	14:54:17.942
5 -	44.602	118.9	30.061	99.2	43.376	117.1	25.864	120.0	2:23.903	91.57	2.296	14:56:41.845
6 -	45.409	122.6	29.794	98.2	42.598	126.8	26.088	118.0	2:23.889	91.58	2.282	14:59:05.734
7 -	44.550	122.9	29.719	98.3	42.581	122.9	25.754	115.5	2:22.604 (3)	92.40	0.997	15:01:28.338
8 -	44.786	120.0	29.735	98.2	43.093	124.2	25.774	116.3	2:23.388	91.90	1.781	15:03:51.726
9 -	44.620	117.1	31.171	100.0	43.130	126.8	25.629	119.5	2:24.550	91.16	2.943	15:06:16.276
10 -	44.525	117.7	30.020	100.7	42.824	122.6	25.885	115.9	2:23.254	91.98	1.647	15:08:39.530
11 -	45.020	119.1	30.095	97.9	43.724	124.5	25.773	122.6	2:24.612	91.12	3.005	15:11:04.142
12 -	44.613	121.5	30.765	99.7	42.389	126.6	26.394	118.0	2:24.161	91.41	2.554	15:13:28.303
13 -	45.890	122.2	30.257	100.4	43.241	125.2	25.800	117.4	2:25.188	90.76	3.581	15:15:53.491

P4		90		Jack BROWN				Caterham 420R				
IDEAL LAP TIME : 2:20.937		BEST LAP TIME : 2:21.797				DIFFERENCE : 0.860						
LAP	SECTOR 1	SECTOR 2	SECTOR 3	SECTOR 4	LAP TIME	MPH	DIFF	TIME OF DAY				
1 -		132.1	30.545	96.0	43.329	122.9	26.102	117.0	2:28.365	88.81	6.568	14:47:11.126
2 -	43.735	126.1	29.905	99.8	42.632	122.0	25.525	118.7	2:21.797 (1)	92.93		14:49:32.923
3 -	44.133	122.6	29.395	99.4	42.891	127.3	26.929	118.0	2:23.348	91.92	1.551	14:51:56.271
4 -	43.680	128.5	30.142	98.5	42.669	124.0	25.866	117.4	2:22.357 (2)	92.56	0.560	14:54:18.628
5 -	44.112	125.6	29.691	97.6	43.341	119.8	25.960	116.1	2:23.104 (3)	92.08	1.307	14:56:41.732
6 -	45.065	117.3	30.027	97.6	42.751	120.9	25.951	115.3	2:23.794	91.64	1.997	14:59:05.526

Silverstone GP

Circuit Length = 3.6604 miles

Start: 14:44 Flag 15:15 End: 15:17

Weather / Track : Cloudy / Dry

Avon Tyres Caterham Seven 420-R Championship

RACE 1 - SECTOR ANALYSIS

SECTOR 1 = FL to I1, SECTOR 2 = I1 to I2 SECTOR 3 = I2 to I3, SECTOR 4 = I3 to FL, DIFF = Difference To Personal Best Lap, P = Crossed Finish Line in Pit Lane, D = Time Disallowed

7 -	44.900	118.9	30.202	99.2	42.684	120.9	25.748	117.0	2:23.534	91.80	1.737	15:01:29.060
8 -	44.001	119.4	30.406	99.1	42.674	126.6	26.078	118.7	2:23.159	92.05	1.362	15:03:52.219
9 -	44.154	123.5	31.524	97.9	43.313	125.9	25.877	118.4	2:24.868	90.96	3.071	15:06:17.087
10 -	43.929	124.5	30.666	97.9	42.716	127.5	26.001	118.9	2:23.312	91.95	1.515	15:08:40.399
11 -	44.276	124.7	30.830	98.9	43.161	125.9	26.151	118.7	2:24.418	91.24	2.621	15:11:04.817
12 -	44.056	120.9	30.944	98.1	42.337	129.0	26.429	120.0	2:23.766	91.66	1.969	15:13:28.583
13 -	45.581	123.3	30.539	98.2	43.173	126.6	26.032	118.4	2:25.325	90.67	3.528	15:15:53.908

P5		5		Luke STEVENS				Caterham 420R				
IDEAL LAP TIME : 2:21.229		BEST LAP TIME : 2:22.388				DIFFERENCE : 1.159						
LAP	SECTOR 1	SECTOR 2	SECTOR 3	SECTOR 4	LAP TIME	MPH	DIFF	TIME OF DAY				
1 -		130.8	30.499	99.4	43.117	128.5	26.175	118.2	2:30.795	87.38	8.407	14:47:13.556
2 -	44.437	127.8	29.581	97.9	42.963	122.0	25.549	118.2	2:22.530 (3)	92.45	0.142	14:49:36.086
3 -	44.561	124.2	29.578	98.3	42.300	125.9	26.426	118.7	2:22.865	92.23	0.477	14:51:58.951
4 -	44.013	125.2	30.352	99.5	42.259	128.5	25.804	119.5	2:22.428 (2)	92.52	0.040	14:54:21.379
5 -	44.454	123.8	29.745	98.5	42.613	124.0	25.576	120.2	2:22.388 (1)	92.54		14:56:43.767
6 -	43.843	128.0	30.789	97.9	43.228	121.5	26.046	121.1	2:23.906	91.57	1.518	14:59:07.673
7 -	44.543	128.0	30.260	95.3	43.229	119.6	26.058	114.9	2:24.090	91.45	1.702	15:01:31.763
8 -	44.722	122.9	29.698	97.6	43.452	119.6	26.484	118.7	2:24.356	91.28	1.968	15:03:56.119
9 -	44.993	117.7	30.863	98.8	43.421	120.9	25.723	115.9	2:25.000	90.88	2.612	15:06:21.119
10 -	44.468	123.8	30.403	97.1	43.678	121.5	26.833	115.5	2:25.382	90.64	2.994	15:08:46.501
11 -	44.634	126.8	29.908	98.8	42.846	124.9	25.935	117.6	2:23.323	91.94	0.935	15:11:09.824
12 -	44.669	115.3	29.660	99.1	42.781	125.4	25.990	116.8	2:23.100	92.08	0.712	15:13:32.924
13 -	44.185	121.5	29.949	96.5	43.560	120.6	25.997	114.1	2:23.691	91.70	1.303	15:15:56.615

P6		64		Tom EDEN				Caterham 420R				
IDEAL LAP TIME : 2:21.386		BEST LAP TIME : 2:22.301				DIFFERENCE : 0.915						
LAP	SECTOR 1	SECTOR 2	SECTOR 3	SECTOR 4	LAP TIME	MPH	DIFF	TIME OF DAY				
1 -		129.0	30.620	96.8	43.506	125.6	26.394	117.6	2:30.284	87.68	7.983	14:47:13.045
2 -	44.861	122.2	30.239	98.5	42.814	124.2	25.717	118.9	2:23.631	91.74	1.330	14:49:36.676
3 -	43.877	126.8	30.133	98.8	42.688	123.1	26.004	117.8	2:22.702	92.34	0.401	14:51:59.378
4 -	43.753	130.0	30.532	97.6	42.517	128.3	25.783	121.5	2:22.585 (3)	92.42	0.284	14:54:21.963
5 -	44.136	132.3	30.170	98.6	42.343	126.6	25.704	118.4	2:22.353 (2)	92.57	0.052	14:56:44.316
6 -	44.159	128.3	30.391	94.5	43.270	128.5	25.716	120.0	2:23.536	91.80	1.235	14:59:07.852
7 -	44.940	126.3	30.235	98.8	43.662	127.8	26.240	120.0	2:25.077	90.83	2.776	15:01:32.929
8 -	44.562	127.3	30.461	98.9	43.349	122.0	26.002	120.6	2:24.374	91.27	2.073	15:03:57.303
9 -	45.151	122.6	30.919	99.2	43.229	127.5	25.815	120.2	2:25.114	90.80	2.813	15:06:22.417
10 -	44.209	129.3	30.431	98.9	44.046	129.5	26.038	121.7	2:24.724	91.05	2.423	15:08:47.141
11 -	44.623	125.6	30.329	100.0	43.920	125.4	25.832	120.0	2:24.704	91.06	2.403	15:11:11.845
12 -	43.631	126.6	29.708	99.1	43.093	126.6	25.869	118.2	2:22.301 (1)	92.60		15:13:34.146
13 -	43.762	127.5	29.963	98.8	43.122	123.1	26.007	118.2	2:22.854	92.24	0.553	15:15:57.000

P7		35		Jack SALES				Caterham 420R				
IDEAL LAP TIME : 2:21.291		BEST LAP TIME : 2:22.374				DIFFERENCE : 1.083						
LAP	SECTOR 1	SECTOR 2	SECTOR 3	SECTOR 4	LAP TIME	MPH	DIFF	TIME OF DAY				
1 -		125.2	29.921	94.7	43.803	121.5	25.449	119.7	2:26.876	89.72	4.502	14:47:09.637
2 -	44.008	124.9	29.585	99.4	43.201	124.9	25.580	119.7	2:22.374 (1)	92.55		14:49:32.011
3 -	43.694	127.8	30.257	99.8	43.130	124.7	26.431	118.2	2:23.512	91.82	1.138	14:51:55.523
4 -	44.492	122.0	30.262	100.1	42.655	126.3	25.767	120.4	2:23.176	92.03	0.802	14:54:18.699
5 -	44.130	122.6	30.644	99.4	43.063	125.4	26.148	118.2	2:23.985	91.52	1.611	14:56:42.684
6 -	44.726	123.8	30.696	98.8	43.494	122.2	25.786	116.6	2:24.702	91.06	2.328	14:59:07.386
7 -	44.594	123.5	30.835	98.3	43.025	124.7	26.069	115.7	2:24.523	91.18	2.149	15:01:31.909
8 -	44.680	122.6	30.368	100.0	42.828	126.6	26.345	118.9	2:24.221	91.37	1.847	15:03:56.130
9 -	45.093	121.7	30.991	99.5	43.440	126.8	26.049	119.3	2:25.573	90.52	3.199	15:06:21.703
10 -	43.951	120.6	30.737	98.3	43.741	124.0	26.427	118.7	2:24.856	90.97	2.482	15:08:46.559
11 -	44.458	119.4	29.746	97.5	42.812	121.1	25.918	115.7	2:22.934 (2)	92.19	0.560	15:11:09.493
12 -	44.911	118.5	29.493	98.2	42.751	122.2	25.839	115.1	2:22.994 (3)	92.15	0.620	15:13:32.487
13 -	44.705	117.1	30.102	99.1	43.754	119.8	26.191	119.1	2:24.752	91.03	2.378	15:15:57.239

Weather / Track : Cloudy / Dry

Silverstone GP

Circuit Length = 3.6604 miles

Start: 14:44 Flag 15:15 End: 15:17

Avon Tyres Caterham Seven 420-R Championship

RACE 1 - SECTOR ANALYSIS

SECTOR 1 = FL to I1, SECTOR 2 = I1 to I2 SECTOR 3 = I2 to I3, SECTOR 4 = I3 to FL, DIFF = Difference To Personal Best Lap, P = Crossed Finish Line in Pit Lane, D = Time Disallowed

P8		9		Matt DYER				Caterham 420R				
IDEAL LAP TIME : 2:21.667		BEST LAP TIME : 2:22.781				DIFFERENCE : 1.114						
LAP	SECTOR 1	SECTOR 2		SECTOR 3		SECTOR 4		LAP TIME	MPH	DIFF	TIME OF DAY	
1 -		130.0	30.695	94.7	43.117	126.8	25.853	120.2	2:27.687	89.22	4.906	14:47:10.448
2 -	44.152	123.3	30.077	97.8	43.271	122.2	25.467	119.1	2:22.967 (3)	92.17	0.186	14:49:33.415
3 -	44.196	124.0	29.766	98.3	42.982	121.7	27.052	116.1	2:23.996	91.51	1.215	14:51:57.411
4 -	44.892	123.5	29.933	98.6	42.282	126.1	25.674	119.7	2:22.781 (1)	92.29		14:54:20.192
5 -	44.282	128.8	29.807	99.1	42.957	122.4	26.394	119.3	2:23.440	91.86	0.659	14:56:43.632
6 -	44.452	127.0	30.532	98.5	43.062	127.0	25.944	119.5	2:23.990	91.51	1.209	14:59:07.622
7 -	44.369	121.7	30.525	96.0	43.167	124.5	26.688	117.4	2:24.749	91.03	1.968	15:01:32.371
8 -	44.309	126.3	30.130	97.9	42.765	123.5	26.385	115.3	2:23.589	91.77	0.808	15:03:55.960
9 -	45.113	118.1	30.343	96.1	42.960	121.7	25.870	115.5	2:24.286	91.33	1.505	15:06:20.246
10 -	45.081	117.5	30.849	99.1	43.933	122.9	25.917	115.5	2:25.780	90.39	2.999	15:08:46.026
11 -	45.066	118.9	30.557	98.5	43.155	122.6	25.928	117.2	2:24.706	91.06	1.925	15:11:10.732
12 -	44.261	122.2	30.067	98.3	42.890	123.8	25.747	117.2	2:22.965 (2)	92.17	0.184	15:13:33.697
13 -	44.249	123.3	30.132	98.6	43.328	125.4	25.958	118.7	2:23.667	91.72	0.886	15:15:57.364

P9		4		Anthony BARNES				Caterham 420R				
IDEAL LAP TIME : 2:21.803		BEST LAP TIME : 2:22.666				DIFFERENCE : 0.863						
LAP	SECTOR 1	SECTOR 2		SECTOR 3		SECTOR 4		LAP TIME	MPH	DIFF	TIME OF DAY	
1 -		132.6	30.728	93.7	43.341	123.5	26.286	116.1	2:28.581	88.69	5.915	14:47:11.342
2 -	44.102	126.3	30.663	95.7	43.138	123.3	25.883	118.0	2:23.786	91.64	1.120	14:49:35.128
3 -	44.760	121.7	29.700	97.3	42.781	121.7	25.901	117.2	2:23.142	92.06	0.476	14:51:58.270
4 -	44.649	124.9	29.959	98.2	42.640	123.1	25.823	117.4	2:23.071 (3)	92.10	0.405	14:54:21.341
5 -	44.674	129.5	29.938	98.1	42.693	122.6	26.058	118.7	2:23.363	91.91	0.697	14:56:44.704
6 -	44.146	128.3	30.171	97.2	43.524	126.3	25.906	120.8	2:23.747	91.67	1.081	14:59:08.451
7 -	44.383	125.2	30.431	97.5	43.331	122.6	26.122	118.2	2:24.267	91.34	1.601	15:01:32.718
8 -	44.295	128.0	30.303	97.8	42.973	125.6	26.119	118.0	2:23.690	91.70	1.024	15:03:56.408
9 -	44.708	125.2	30.740	97.3	43.508	123.3	26.215	116.6	2:25.171	90.77	2.505	15:06:21.579
10 -	44.431	126.1	30.628	98.1	44.080	121.1	26.043	120.8	2:25.182	90.76	2.516	15:08:46.761
11 -	45.118	125.4	31.021	98.3	43.209	124.2	26.201	117.2	2:25.549	90.53	2.883	15:11:12.310
12 -	44.165	122.9	29.769	97.3	42.691	122.9	26.191	118.9	2:22.816 (2)	92.27	0.150	15:13:35.126
13 -	43.640	130.0	30.013	96.6	43.152	125.9	25.861	118.0	2:22.666 (1)	92.36		15:15:57.792

P10		11		Elliott NORRIS				Caterham 420R				
IDEAL LAP TIME : 2:21.086		BEST LAP TIME : 2:22.135				DIFFERENCE : 1.049						
LAP	SECTOR 1	SECTOR 2		SECTOR 3		SECTOR 4		LAP TIME	MPH	DIFF	TIME OF DAY	
1 -		132.3	30.824	97.1	43.466	128.3	26.018	119.5	2:28.856	88.52	6.721	14:47:11.617
2 -	43.722	129.3	30.566	92.5	42.757	123.1	25.586	119.5	2:22.631 (3)	92.39	0.496	14:49:34.248
3 -	44.167	125.6	29.357	99.1	42.675	120.2	27.045	117.6	2:23.244	91.99	1.109	14:51:57.492
4 -	44.688	125.4	29.601	98.1	42.552	123.3	25.653	117.4	2:22.494 (2)	92.47	0.359	14:54:19.986
5 -	44.300	123.5	29.713	98.2	42.587	127.5	26.565	118.4	2:23.165	92.04	1.030	14:56:43.151
6 -	44.257	126.3	30.346	98.2	42.551	127.5	31.924	114.7	2:29.078	88.39	6.943	14:59:12.229
7 -	44.660	121.1	29.521	97.9	42.758	122.6	25.834	116.8	2:22.773	92.29	0.638	15:01:35.002
8 -	44.329	123.3	29.562	98.1	42.421	125.2	25.823	119.7	2:22.135 (1)	92.71		15:03:57.137
9 -	45.316	124.9	30.601	98.6	43.296	125.2	25.766	119.1	2:24.979	90.89	2.844	15:06:22.116
10 -	44.124	128.0	30.687	97.3	43.746	126.8	26.076	119.3	2:24.633	91.11	2.498	15:08:46.749
11 -	44.853	126.1	30.278	98.9	43.411	123.3	26.024	116.8	2:24.566	91.15	2.431	15:11:11.315
12 -	43.821	128.0	30.382	98.3	43.212	124.2	25.948	117.0	2:23.363	91.91	1.228	15:13:34.678
13 -	44.088	124.5	30.383	97.9	43.235	125.9	25.912	117.2	2:23.618	91.75	1.483	15:15:58.296

P11		58		Richard AINSCOUGH				Caterham 420R				
IDEAL LAP TIME : 2:22.014		BEST LAP TIME : 2:22.803				DIFFERENCE : 0.789						
LAP	SECTOR 1	SECTOR 2		SECTOR 3		SECTOR 4		LAP TIME	MPH	DIFF	TIME OF DAY	
1 -		130.8	30.425	96.6	43.607	125.2	25.944	117.0	2:28.728	88.60	5.925	14:47:11.489
2 -	43.955	131.5	30.479	90.8	43.382	125.4	26.026	120.0	2:23.842	91.61	1.039	14:49:35.331
3 -	44.507	121.7	29.922	98.9	42.748	120.9	26.261	117.4	2:23.438	91.87	0.635	14:51:58.769
4 -	44.161	124.9	30.215	99.7	42.888	124.9	25.856	118.0	2:23.120	92.07	0.317	14:54:21.889
5 -	44.799	126.6	30.008	98.9	42.690	123.8	25.670	119.1	2:23.167	92.04	0.364	14:56:45.056
6 -	44.044	129.5	30.108	98.9	43.421	124.7	25.950	119.7	2:23.523	91.81	0.720	14:59:08.579

Silverstone GP

Circuit Length = 3.6604 miles

Start: 14:44 Flag 15:15 End: 15:17

Weather / Track : Cloudy / Dry

Avon Tyres Caterham Seven 420-R Championship

RACE 1 - SECTOR ANALYSIS

SECTOR 1 = FL to I1, SECTOR 2 = I1 to I2 SECTOR 3 = I2 to I3, SECTOR 4 = I3 to FL, DIFF = Difference To Personal Best Lap, P = Crossed Finish Line in Pit Lane, D = Time Disallowed

7 -	44.736	124.9	30.279	95.5	43.805	126.3	26.254	119.3	2:25.074	90.83	2.271	15:01:33.653
8 -	43.950	130.8	30.655	99.1	42.506	128.5	25.692	119.1	2:22.803 (1)	92.27		15:03:56.456
9 -	45.167	124.7	31.134	97.5	43.659	124.0	25.769	120.6	2:25.729	90.42	2.926	15:06:22.185
10 -	44.167	128.8	31.086	98.5	43.424	129.0	26.091	122.0	2:24.768	91.02	1.965	15:08:46.953
11 -	44.740	127.0	31.694	96.5	42.944	125.2	26.042	117.6	2:25.420	90.61	2.617	15:11:12.373
12 -	44.134	122.6	29.985	99.2	42.797	126.3	26.046	119.7	2:22.962 (2)	92.17	0.159	15:13:35.335
13 -	43.916	127.0	30.219	98.8	42.974	128.3	25.904	119.5	2:23.013 (3)	92.14	0.210	15:15:58.348

P12 27		William SMITH				Caterham 420R						
IDEAL LAP TIME : 2:21.576		BEST LAP TIME : 2:22.474				DIFFERENCE : 0.898						
LAP	SECTOR 1	SECTOR 2	SECTOR 3	SECTOR 4	LAP TIME	MPH	DIFF	TIME OF DAY				
1 -		125.6	30.085	99.2	43.596	122.0	26.202	116.3	2:27.577	89.29	5.103	14:47:10.338
2 -	44.603	127.3	30.153	98.3	42.919	125.9	25.881	118.0	2:23.556	91.79	1.082	14:49:33.894
3 -	44.605	127.0	29.765	97.6	42.765	122.2	26.605	118.9	2:23.740	91.67	1.266	14:51:57.634
4 -	44.679	122.2	30.161	98.6	42.410	123.3	25.944	116.3	2:23.194 (2)	92.02	0.720	14:54:20.828
5 -	44.215	125.4	29.636	98.3	42.597	123.8	26.026	119.1	2:22.474 (1)	92.49		14:56:43.302
6 -	44.256	128.5	30.741	97.8	43.784	125.9	26.272	116.8	2:25.053	90.84	2.579	14:59:08.355
7 -	44.863	127.0	30.504	96.1	43.494	124.5	26.210	116.8	2:25.071	90.83	2.597	15:01:33.426
8 -	44.084	128.8	30.170	97.2	42.995	124.9	26.299	116.8	2:23.548	91.80	1.074	15:03:56.974
9 -	45.612	124.2	31.133	97.6	43.358	124.9	25.973	116.6	2:26.076	90.21	3.602	15:06:23.050
10 -	44.746	121.5	30.143	96.9	43.731	124.9	26.043	117.2	2:24.663	91.09	2.189	15:08:47.713
11 -	44.588	125.9	30.425	97.3	43.133	121.5	25.673	118.2	2:23.819	91.62	1.345	15:11:11.532
12 -	44.293	125.2	29.915	97.5	43.092	126.1	26.068	117.8	2:23.368 (3)	91.91	0.894	15:13:34.900
13 -	43.857	124.5	30.991	96.5	43.078	126.3	26.073	116.8	2:23.999	91.51	1.525	15:15:58.899

P13 10		Wesley FOX				Caterham 420R						
IDEAL LAP TIME : 2:21.837		BEST LAP TIME : 2:22.792				DIFFERENCE : 0.955						
LAP	SECTOR 1	SECTOR 2	SECTOR 3	SECTOR 4	LAP TIME	MPH	DIFF	TIME OF DAY				
1 -		129.8	30.516	97.9	44.802	127.0	26.122	118.0	2:31.854	86.77	9.062	14:47:14.615
2 -	43.997	127.8	30.311	97.6	43.848	120.9	26.105	112.8	2:24.261	91.34	1.469	14:49:38.876
3 -	44.802	123.5	30.021	95.5	43.163	120.4	25.783	114.9	2:23.769	91.65	0.977	14:52:02.645
4 -	44.957	121.7	30.065	91.8	44.249	122.9	25.614	118.4	2:24.885	90.95	2.093	14:54:27.530
5 -	44.611	121.1	29.722	96.5	42.915	121.5	25.705	115.7	2:22.953 (2)	92.18	0.161	14:56:50.483
6 -	45.110	121.1	29.549	97.1	42.722	124.2	25.838		2:23.219 (3)	92.01	0.427	14:59:13.702
7 -	44.818	114.5	29.954	98.1	43.084	123.1	26.136	116.6	2:23.992	91.51	1.200	15:01:37.694
8 -	44.904	127.0	29.840	97.2	43.648	118.3	25.939	116.6	2:24.331	91.30	1.539	15:04:02.025
9 -	44.438	119.6	30.276	97.3	42.889	122.6	25.759	115.7	2:23.362	91.91	0.570	15:06:25.387
10 -	44.977	119.1	29.661	96.5	42.943	122.4	25.812	116.1	2:23.393	91.89	0.601	15:08:48.780
11 -	44.053	125.6	30.593	94.9	43.327	125.9	26.660	105.7	2:24.633	91.11	1.841	15:11:13.413
12 -	44.879	120.2	29.504	97.6	42.904	122.9	25.979	116.3	2:23.266	91.98	0.474	15:13:36.679
13 -	44.203	120.9	29.607	97.6	43.157	124.0	25.825	118.0	2:22.792 (1)	92.28		15:15:59.471

P14 81		Albert VELLA				Caterham 420R						
IDEAL LAP TIME : 2:22.801		BEST LAP TIME : 2:23.493				DIFFERENCE : 0.692						
LAP	SECTOR 1	SECTOR 2	SECTOR 3	SECTOR 4	LAP TIME	MPH	DIFF	TIME OF DAY				
1 -		128.5	30.935	96.8	43.845	125.6	26.364	117.6	2:31.503	86.97	8.010	14:47:14.264
2 -	44.577	128.8	31.161	95.5	43.042	126.6	25.898	120.4	2:24.678	91.08	1.185	14:49:38.942
3 -	45.012	127.8	30.454	98.6	43.647	123.8	25.946	116.1	2:25.059	90.84	1.566	14:52:04.001
4 -	44.489	125.2	29.707	97.9	43.175	123.1	26.122	115.7	2:23.493 (1)	91.83		14:54:27.494
5 -	44.796	125.2	30.034	97.6	42.829	124.5	26.049	117.8	2:23.708 (2)	91.69	0.215	14:56:51.202
6 -	44.908	125.4	29.585	97.6	42.933	122.4	26.369	116.3	2:23.795 (3)	91.64	0.302	14:59:14.997
7 -	44.745	123.8	30.154	97.2	43.213	122.6	26.241	115.9	2:24.353	91.28	0.860	15:01:39.350
8 -	44.947	123.5	30.236	97.2	43.898	122.0	26.358	116.3	2:25.439	90.60	1.946	15:04:04.789
9 -	45.273	120.6	30.353	97.3	43.415	123.3	26.097	118.0	2:25.138	90.79	1.645	15:06:29.927
10 -	44.792	122.2	30.195	97.1	43.215	123.5	26.272	117.4	2:24.474	91.21	0.981	15:08:54.401
11 -	44.811	120.9	30.061	96.6	43.496	122.0	26.270	115.7	2:24.638	91.10	1.145	15:11:19.039
12 -	46.161	124.2	31.204	97.2	43.269	125.4	26.351	118.2	2:26.985	89.65	3.492	15:13:46.024
13 -	45.222	117.9	30.318	95.8	43.757	121.7	26.386	115.1	2:25.683	90.45	2.190	15:16:11.707

Weather / Track : Cloudy / Dry

Silverstone GP

Circuit Length = 3.6604 miles

Start: 14:44 Flag 15:15 End: 15:17

Avon Tyres Caterham Seven 420-R Championship

RACE 1 - SECTOR ANALYSIS

SECTOR 1 = FL to I1, SECTOR 2 = I1 to I2 SECTOR 3 = I2 to I3, SECTOR 4 = I3 to FL, DIFF = Difference To Personal Best Lap, P = Crossed Finish Line in Pit Lane, D = Time Disallowed

P15 82		Stewart CALDER				Caterham 420R						
IDEAL LAP TIME : 2:22.834		BEST LAP TIME : 2:23.890				DIFFERENCE : 1.056						
LAP	SECTOR 1	SECTOR 2	SECTOR 3	SECTOR 4	LAP TIME	MPH	DIFF	TIME OF DAY				
1 -		128.8	30.751	98.5	43.631	124.2	26.054	118.0	2:30.481	87.57	6.591	14:47:13.242
2 -	45.388	126.8	30.156	97.8	43.981	123.8	25.694	118.0	2:25.219	90.74	1.329	14:49:38.461
3 -	45.298	120.4	30.465	97.6	43.836	120.9	26.274	116.8	2:25.873	90.33	1.983	14:52:04.334
4 -	44.778	125.2	29.966	96.9	43.347	122.9	25.799	116.3	2:23.890 (1)	91.58		14:54:28.224
5 -	44.390	127.5	30.069	97.1	43.478	121.1	26.155	115.7	2:24.092 (2)	91.45	0.202	14:56:52.316
6 -	45.560	120.9	30.125	96.8	43.431	120.9	26.051	115.3	2:25.167	90.77	1.277	14:59:17.483
7 -	45.542	119.1	29.713	97.8	43.145	120.6	26.412	115.5	2:24.812	90.99	0.922	15:01:42.295
8 -	45.080	119.6	30.010	96.8	43.275	121.1	25.880	116.1	2:24.245	91.35	0.355	15:04:06.540
9 -	45.240	120.6	29.920	97.2	43.037	122.2	25.977	117.0	2:24.174	91.40	0.284	15:06:30.714
10 -	44.911	122.0	30.001	96.6	43.287	122.0	25.962	117.4	2:24.161 (3)	91.41	0.271	15:08:54.875
11 -	44.743	123.3	30.667	98.5	43.216	125.9	26.151	117.4	2:24.777	91.02	0.887	15:11:19.652
12 -	45.524	120.0	30.281	96.6	43.570	120.2	26.126	115.3	2:25.501	90.56	1.611	15:13:45.153
13 -	46.789	118.3	30.536	96.9	43.409	122.4	26.230	116.8	2:26.964	89.66	3.074	15:16:12.117

P16 6		Ian SPARSHOTT				Caterham 420R						
IDEAL LAP TIME : 2:23.049		BEST LAP TIME : 2:23.473				DIFFERENCE : 0.424						
LAP	SECTOR 1	SECTOR 2	SECTOR 3	SECTOR 4	LAP TIME	MPH	DIFF	TIME OF DAY				
1 -		129.0	30.274	99.7	43.783	125.9	26.651	115.9	2:29.929	87.89	6.456	14:47:12.690
2 -	45.296	125.2	30.483	99.1	43.155	122.6	25.756	118.2	2:24.690	91.07	1.217	14:49:37.380
3 -	44.892	122.0	29.816	97.9	42.777	122.2	25.988	115.3	2:23.473 (1)	91.84		14:52:00.853
4 -	45.450	122.2	30.131	93.0	43.144	122.0	25.796	115.1	2:24.521	91.18	1.048	14:54:25.374
5 -	45.269	120.6	29.918	97.3	42.944	121.3	25.773	115.1	2:23.904 (3)	91.57	0.431	14:56:49.278
6 -	45.305	120.0	29.804	96.5	43.233	120.2	25.799	116.1	2:24.141	91.42	0.668	14:59:13.419
7 -	44.932	126.6	29.632	97.3	43.161	122.0	26.108	115.3	2:23.833 (2)	91.61	0.360	15:01:37.252
8 -	45.081	121.5	29.981	95.5	43.082	122.6	25.848	116.1	2:23.992	91.51	0.519	15:04:01.244
9 -	45.294	115.7	31.270	98.1	42.769	124.0	28.593	115.5	2:27.926	89.08	4.453	15:06:29.170
10 -	45.093	119.6	30.202	97.2	43.070	121.5	26.197	115.9	2:24.562	91.15	1.089	15:08:53.732
11 -	45.549	117.3	30.700	98.2	43.274	124.0	26.037	117.6	2:25.560	90.53	2.087	15:11:19.292
12 -	45.310	117.7	31.443	97.8	43.235	125.4	26.106	119.1	2:26.094	90.20	2.621	15:13:45.386
13 -	46.485	121.5	30.920	97.5	43.204	125.9	26.290	119.3	2:26.899	89.70	3.426	15:16:12.285

P17 23		Justin ARMSTRONG				Caterham 420R						
IDEAL LAP TIME : 2:23.048		BEST LAP TIME : 2:23.757				DIFFERENCE : 0.709						
LAP	SECTOR 1	SECTOR 2	SECTOR 3	SECTOR 4	LAP TIME	MPH	DIFF	TIME OF DAY				
1 -		127.3	30.498	95.1	44.237	122.4	29.289	118.0	2:33.776	85.69	10.019	14:47:16.537
2 -	44.781	126.8	30.623	97.6	43.446	121.5	26.596	118.2	2:25.446	90.60	1.689	14:49:41.983
3 -	44.681	124.0	30.014	97.2	43.382	120.0	26.354	117.4	2:24.431 (2)	91.23	0.674	14:52:06.414
4 -	44.846	127.3	30.028	97.9	43.928	125.4	26.374	115.1	2:25.176	90.77	1.419	14:54:31.590
5 -	45.241	120.0	29.811	98.1	42.889	123.1	25.816	118.2	2:23.757 (1)	91.66		14:56:55.347
6 -	45.497	124.5	29.681	97.5	43.431	120.2	26.700	116.8	2:25.309	90.68	1.552	14:59:20.656
7 -	45.140	118.3	30.361	97.6	43.258	120.6	26.632	118.0	2:25.391	90.63	1.634	15:01:46.047
8 -	45.456	119.6	30.131	96.1	43.077	120.6	25.938	115.5	2:24.602	91.13	0.845	15:04:10.649
9 -	45.292	117.7	30.074	97.3	42.887	121.3	34.159	114.9	2:32.412	86.46	8.655	15:06:43.061
10 -	45.397	119.1	29.891	97.8	43.127	122.2	26.130	116.8	2:24.545 (3)	91.16	0.788	15:09:07.606
11 -	45.341	119.4	30.258	96.9	43.167	120.6	26.129	115.3	2:24.895	90.94	1.138	15:11:32.501
12 -	45.612	118.1	30.409	96.6	43.321	121.1	25.999	116.1	2:25.341	90.66	1.584	15:13:57.842
13 -	44.664	123.8	29.904	97.3	43.752	119.8	26.237	114.5	2:24.557	91.15	0.800	15:16:22.399

P18 14		Luke BROWES				Caterham 420R						
IDEAL LAP TIME : 2:23.549		BEST LAP TIME : 2:24.259				DIFFERENCE : 0.710						
LAP	SECTOR 1	SECTOR 2	SECTOR 3	SECTOR 4	LAP TIME	MPH	DIFF	TIME OF DAY				
1 -		127.3	31.263	98.1	43.400	126.3	26.700	117.4	2:33.086	86.08	8.827	14:47:15.847
2 -	44.867	124.9	30.607	97.1	43.279	122.6	26.272	120.2	2:25.025	90.86	0.766	14:49:40.872
3 -	45.142	120.9	30.052	96.9	43.257	123.5	26.428	117.6	2:24.879	90.95	0.620	14:52:05.751
4 -	44.874	128.5	31.151	98.1	43.580	123.3	27.056	115.9	2:26.661	89.85	2.402	14:54:32.412
5 -	44.760	124.0	30.104	97.8	43.045	121.7	26.414	116.1	2:24.323 (2)	91.30	0.064	14:56:56.735
6 -	45.717	122.4	30.644	95.4	43.538	121.1	26.134	115.9	2:26.033	90.23	1.774	14:59:22.768

Silverstone GP

Circuit Length = 3.6604 miles

Start: 14:44 Flag 15:15 End: 15:17

Weather / Track : Cloudy / Dry

Avon Tyres Caterham Seven 420-R Championship

RACE 1 - SECTOR ANALYSIS

SECTOR 1 = FL to I1, SECTOR 2 = I1 to I2, SECTOR 3 = I2 to I3, SECTOR 4 = I3 to FL, DIFF = Difference To Personal Best Lap, P = Crossed Finish Line in Pit Lane, D = Time Disallowed

7 -	45.041	122.2	30.757	97.3	42.942	121.5	26.116	117.2	2:24.856	(3)	90.97	0.597	15:01:47.624
8 -	44.862	122.4	31.534	97.2	42.961	124.0	26.490	115.7	2:25.847		90.35	1.588	15:04:13.471
9 -	45.136	126.1	30.624	96.1	43.222	120.4	26.365	115.1	2:25.347		90.66	1.088	15:06:38.818
10 -	46.968	118.3	31.205	97.5	43.083	123.3	26.481	116.1	2:27.737		89.19	3.478	15:09:06.555
11 -	46.434	115.7	30.885	98.1	43.240	121.7	26.643	117.2	2:27.202		89.52	2.943	15:11:33.757
12 -	44.630	121.7	30.840	97.8	43.115	124.9	26.535	116.1	2:25.120		90.80	0.861	15:13:58.877
13 -	44.439	124.2	30.413	95.7	43.182	122.6	26.225	115.9	2:24.259	(1)	91.34		15:16:23.136

P19 44		John WHITEHOUSE				Caterham 420R							
IDEAL LAP TIME : 2:23.034		BEST LAP TIME : 2:24.331				DIFFERENCE : 1.297							
LAP	SECTOR 1	SECTOR 2		SECTOR 3		SECTOR 4		LAP TIME	MPH	DIFF	TIME OF DAY		
1 -		30.985	95.4	43.608	124.0	26.413	118.2	2:33.533	85.82	9.202	14:47:16.294		
2 -	44.591	123.8	32.271	87.6	43.568	126.3	26.129	120.2	2:26.559	89.91	2.228	14:49:42.853	
3 -	44.753	125.6	30.132	95.7	43.498	123.1	26.034	117.4	2:24.417	(3)	91.24	0.086	14:52:07.270
4 -	45.119	124.2	29.984	98.2	43.141	126.8	27.064	117.2	2:25.308		90.68	0.977	14:54:32.578
5 -	45.121	124.9	30.140	97.3	42.997	124.5	26.073	119.3	2:24.331	(1)	91.30		14:56:56.909
6 -	44.411	122.9	29.975	98.1	43.267	123.3	25.997	116.8	2:24.650		91.10	0.319	14:59:21.559
7 -	44.914	124.0	30.292	98.6	43.218	124.2	26.369	118.0	2:24.793		91.01	0.462	15:01:46.352
8 -	45.278	125.9	30.298	97.8	43.197	123.8	25.986	118.0	2:24.759		91.03	0.428	15:04:11.111
9 -	44.898	120.2	30.627	98.2	42.752	124.7	26.092	115.1	2:24.369	(2)	91.27	0.038	15:06:35.480
10 -	46.003	119.1	29.705	96.6	44.247	122.2	26.393	114.3	2:26.348		90.04	2.017	15:09:01.828
11 -	46.317	115.9	30.438	95.8	43.969	122.0	26.506	115.1	2:27.230		89.50	2.899	15:11:29.058
12 -	46.875	117.1	30.756	96.6	43.480	121.3	26.244	114.5	2:27.355		89.42	3.024	15:13:56.413
13 -	46.008	116.5	30.422	97.9	43.366	125.9	27.030	117.2	2:26.826		89.75	2.495	15:16:23.239

P20 68		Gary WEATHERILL				Caterham 420R							
IDEAL LAP TIME : 2:23.362		BEST LAP TIME : 2:24.355				DIFFERENCE : 0.993							
LAP	SECTOR 1	SECTOR 2		SECTOR 3		SECTOR 4		LAP TIME	MPH	DIFF	TIME OF DAY		
1 -		31.836	92.3	44.157	125.6	26.684	118.9	2:34.623	85.22	10.268	14:47:17.384		
2 -	44.850	130.8	31.131	96.1	44.507	123.8	26.034	120.2	2:26.522	89.93	2.167	14:49:43.906	
3 -	44.664	127.8	30.405	97.1	43.076	123.8	26.210	117.8	2:24.355	(1)	91.28		14:52:08.261
4 -	45.383	125.2	30.003	97.1	43.294	124.2	26.330	119.1	2:25.010		90.87	0.655	14:54:33.271
5 -	45.060	122.4	30.672	97.6	43.262	122.6	26.115	117.2	2:25.109		90.81	0.754	14:56:58.380
6 -	45.061	125.2	30.118	98.3	43.600	123.8	26.348	117.6	2:25.127		90.80	0.772	14:59:23.507
7 -	45.101	125.2	30.302	97.1	43.223	122.4	25.984	118.2	2:24.610	(3)	91.12	0.255	15:01:48.117
8 -	44.310	125.9	31.132	96.9	43.135	121.1	25.973	116.8	2:24.550	(2)	91.16	0.195	15:04:12.667
9 -	45.828	119.4	31.173	98.2	43.275	123.1	25.986	119.5	2:26.262		90.09	1.907	15:06:38.929
10 -	46.811	118.1	30.758	97.5	43.348	121.5	26.339	115.1	2:27.256		89.48	2.901	15:09:06.185
11 -	46.718	117.9	30.632	98.6	43.549	120.9	26.083	117.8	2:26.982		89.65	2.627	15:11:33.167
12 -	45.076	124.7	30.678	98.5	43.102	125.6	26.030	119.5	2:24.886		90.95	0.531	15:13:58.053
13 -	45.262	121.7	30.594	97.1	43.507	124.5	26.226	118.0	2:25.589		90.51	1.234	15:16:23.642

P21 99		Simon LEDGER				Caterham 420R							
IDEAL LAP TIME : 2:23.167		BEST LAP TIME : 2:24.236				DIFFERENCE : 1.069							
LAP	SECTOR 1	SECTOR 2		SECTOR 3		SECTOR 4		LAP TIME	MPH	DIFF	TIME OF DAY		
1 -		32.308	89.8	44.539	125.4	26.886	116.8	2:35.629	84.67	11.393	14:47:18.390		
2 -	45.171	125.2	30.670	95.8	44.121	125.2	26.343	118.7	2:26.305		90.07	2.069	14:49:44.695
3 -	44.319	128.5	30.792	97.1	43.446	118.1	26.899	118.4	2:25.456		90.59	1.220	14:52:10.151
4 -	44.999	124.9	30.007	97.9	43.473	123.3	26.180	117.0	2:24.659	(3)	91.09	0.423	14:54:34.810
5 -	44.745	124.5	29.823	98.8	43.536	124.0	26.132	118.4	2:24.236	(1)	91.36		14:56:59.046
6 -	44.585	130.0	30.284	98.1	43.414	124.9	26.289	118.9	2:24.572	(2)	91.15	0.336	14:59:23.618
7 -	44.956	128.3	30.643	97.8	43.169	126.1	26.140	119.1	2:24.908		90.93	0.672	15:01:48.526
8 -	44.826	124.2	31.016	98.6	43.587	123.1	26.119	118.9	2:25.548		90.53	1.312	15:04:14.074
9 -	44.741	122.0	31.649	96.0	43.021	125.6	26.012	118.4	2:25.423		90.61	1.187	15:06:39.497
10 -	46.292	125.2	30.313	97.2	44.861	105.8	26.280	117.0	2:27.746		89.19	3.510	15:09:07.243
11 -	46.018	121.5	31.019	98.2	43.382	125.6	26.219	117.0	2:26.638		89.86	2.402	15:11:33.881
12 -	45.205	123.3	30.425	98.2	43.099	127.0	26.437	116.3	2:25.166		90.77	0.930	15:13:59.047
13 -	44.702	125.4	31.142	92.9	43.013	126.3	27.250	115.1	2:26.107		90.19	1.871	15:16:25.154

Weather / Track : Cloudy / Dry

Silverstone GP

Circuit Length = 3.6604 miles

Start: 14:44 Flag 15:15 End: 15:17

Avon Tyres Caterham Seven 420-R Championship

RACE 1 - SECTOR ANALYSIS

SECTOR 1 = FL to I1, SECTOR 2 = I1 to I2 SECTOR 3 = I2 to I3, SECTOR 4 = I3 to FL, DIFF = Difference To Personal Best Lap, P = Crossed Finish Line in Pit Lane, D = Time Disallowed

P22 55		Steve RUSTON				Caterham 420R						
IDEAL LAP TIME : 2:23.791		BEST LAP TIME : 2:24.679				DIFFERENCE : 0.888						
LAP	SECTOR 1	SECTOR 2		SECTOR 3		SECTOR 4		LAP TIME	MPH	DIFF	TIME OF DAY	
1 -		132.8	32.109	95.7	43.535	125.9	26.338	117.4	2:32.471	86.42	7.792	14:47:15.232
2 -	45.235	122.4	29.816	99.2	43.575	122.4	26.053	116.8	2:24.679 (1)	91.08		14:49:39.911
3 -	44.530	125.9	30.149	97.9	44.131	123.5	26.602	114.9	2:25.412 (3)	90.62	0.733	14:52:05.323
4 -	45.161	122.0	30.306	96.1	44.295	121.3	32.222	114.1	2:31.984	86.70	7.305	14:54:37.307
5 -	45.672	117.7	29.973	97.1	43.529	120.2	26.232	114.5	2:25.406 (2)	90.62	0.727	14:57:02.713
6 -	45.699	118.3	30.002	96.4	43.593	119.6	26.327	113.9	2:25.621	90.49	0.942	14:59:28.334
7 -	45.666	118.7	30.009	97.1	43.551	121.3	26.289	115.5	2:25.515	90.55	0.836	15:01:53.849
8 -	44.920	124.0	31.138	90.0	43.729	119.6	26.330	114.5	2:26.117	90.18	1.438	15:04:19.966
9 -	45.764	118.1	30.958	98.6	43.967	119.1	26.566	117.8	2:27.255	89.48	2.576	15:06:47.221
10 -	46.060	117.7	30.915	96.4	43.807	119.8	26.370	114.1	2:27.152	89.55	2.473	15:09:14.373
11 -	46.252	114.9	30.720	95.5	44.166	124.2	26.358	114.7	2:27.496	89.34	2.817	15:11:41.869
12 -	45.984	116.3	30.353	96.9	43.392	120.9	26.222	114.5	2:25.951	90.28	1.272	15:14:07.820
13 -	46.134	118.5	30.379	97.1	43.467	121.1	26.398	114.9	2:26.378	90.02	1.699	15:16:34.198

P23 47		Mark BENNETT				Caterham 420R						
IDEAL LAP TIME : 2:24.198		BEST LAP TIME : 2:24.465				DIFFERENCE : 0.267						
LAP	SECTOR 1	SECTOR 2		SECTOR 3		SECTOR 4		LAP TIME	MPH	DIFF	TIME OF DAY	
1 -		127.3	31.434	92.4	44.324	125.2	26.390	120.6	2:34.694	85.18	10.229	14:47:17.455
2 -	44.691	125.9	31.123	89.1	44.295	121.3	26.093	118.0	2:26.202	90.13	1.737	14:49:43.657
3 -	44.853	125.4	30.810	94.1	43.844	121.5	26.566	116.3	2:26.073	90.21	1.608	14:52:09.730
4 -	45.510	123.1	30.140	97.3	43.746	124.2	26.284	116.1	2:25.680 (2)	90.45	1.215	14:54:35.410
5 -	44.570	126.1	29.929	96.2	43.819	121.1	26.147	116.6	2:24.465 (1)	91.21		14:56:59.875
6 -	45.599	120.9	30.164	96.1	43.772	119.8	26.307	114.3	2:25.842 (3)	90.35	1.377	14:59:25.717
7 -	45.697	118.9	30.528	94.7	44.636	119.4	26.329	114.7	2:27.190	89.52	2.725	15:01:52.907
8 -	45.896	118.5	30.994	86.3	44.397	122.4	26.497	117.0	2:27.784	89.16	3.319	15:04:20.691
9 -	45.073	123.5	30.749	94.5	44.157	121.7	26.453	115.9	2:26.432	89.99	1.967	15:06:47.123
10 -	46.068	120.9	30.866	95.1	44.210	122.2	26.395	117.6	2:27.539	89.31	3.074	15:09:14.662
11 -	45.866	117.9	30.650	92.9	44.204	119.6	26.543	114.5	2:27.263	89.48	2.798	15:11:41.925
12 -	45.852	120.6	30.673	95.4	43.692	122.6	26.274	116.3	2:26.491	89.95	2.026	15:14:08.416
13 -	45.454	116.9	30.827	97.5	43.606	123.1	26.262	117.6	2:26.149	90.16	1.684	15:16:34.565

P24 66		Damian MILKINS				Caterham 420R						
IDEAL LAP TIME : 2:23.490		BEST LAP TIME : 2:24.336				DIFFERENCE : 0.846						
LAP	SECTOR 1	SECTOR 2		SECTOR 3		SECTOR 4		LAP TIME	MPH	DIFF	TIME OF DAY	
1 -		128.0	31.125	98.1	43.400	125.4	27.041	119.5	2:32.582	86.36	8.246	14:47:15.343
2 -	45.580	125.4	31.485	98.3	43.011	124.2	26.060	118.2	2:26.136	90.17	1.800	14:49:41.479
3 -	45.057	124.0	29.687	99.7	43.825	122.0	25.893	119.5	2:24.462 (2)	91.21	0.126	14:52:05.941
4 -	44.983	128.0	29.951	98.5	43.432	120.9	25.970	115.3	2:24.336 (1)	91.29		14:54:30.277
5 -	45.478	118.3	30.181	98.2	43.192	120.0	25.974	115.1	2:24.825 (3)	90.99	0.489	14:56:55.102
6 -	45.702	118.7	30.219	98.5	42.927	120.2	26.381	115.3	2:25.229	90.73	0.893	14:59:20.331
7 -	45.455	121.1	30.606	99.1	43.068	124.9	26.435	114.3	2:25.564	90.52	1.228	15:01:45.895
8 -	45.657	118.3	54.526	91.3	44.325	118.9	26.214	115.1	2:50.722	77.18	26.386	15:04:36.617
9 -	46.165	116.7	31.479	97.8	43.695	120.9	26.063	115.9	2:27.402	89.40	3.066	15:07:04.019
10 -	45.741	118.1	30.157	97.5	43.537	121.7	26.134	115.3	2:25.569	90.52	1.233	15:09:29.588
11 -	45.549	116.9	30.092	97.9	43.364	120.0	26.104	116.6	2:25.109	90.81	0.773	15:11:54.697
12 -	45.628	117.1	30.039	97.8	43.527	122.2	26.124	116.6	2:25.318	90.68	0.982	15:14:20.015
13 -	45.718	116.7	30.212	95.0	43.756	121.3	26.271	116.3	2:25.957	90.28	1.621	15:16:45.972

P25 93		Andres SINCLAIR				Caterham 420R						
IDEAL LAP TIME : 2:22.386		BEST LAP TIME : 2:23.110				DIFFERENCE : 0.724						
LAP	SECTOR 1	SECTOR 2		SECTOR 3		SECTOR 4		LAP TIME	MPH	DIFF	TIME OF DAY	
1 -		130.3	30.154	99.7	43.263	123.3	IN PIT		2:51.134 P	77.00	28.024	14:47:33.895
2 -	OUTLAP	117.9	30.423	98.8	43.167	122.4	25.783	117.0	3:14.348	67.80	51.238	14:50:48.243
3 -	45.003	118.9	30.159	99.7	42.377	122.9	26.845	115.7	2:24.384	91.26	1.274	14:53:12.627
4 -	44.851	119.1	30.042	98.8	42.681	123.1	25.714	117.0	2:23.288 (2)	91.96	0.178	14:55:35.915
5 -	44.969	119.6	30.016	98.6	42.791	123.5	25.948	116.3	2:23.724	91.68	0.614	14:57:59.639
6 -	44.938	119.4	30.098	99.1	42.673	123.5	25.586	116.8	2:23.295 (3)	91.96	0.185	15:00:22.934

Silverstone GP

Circuit Length = 3.6604 miles

Start: 14:44 Flag 15:15 End: 15:17

Weather / Track : Cloudy / Dry

Avon Tyres Caterham Seven 420-R Championship

RACE 1 - SECTOR ANALYSIS

SECTOR 1 = FL to I1, SECTOR 2 = I1 to I2, SECTOR 3 = I2 to I3, SECTOR 4 = I3 to FL, DIFF = Difference To Personal Best Lap, P = Crossed Finish Line in Pit Lane, D = Time Disallowed

7 -	45.005	118.3	29.859	99.4	42.821	123.1	25.744	117.4	2:23.429	91.87	0.319	15:02:46.363
8 -	45.113	117.5	30.617	98.9	42.630	123.8	25.724	117.4	2:24.084	91.45	0.974	15:05:10.447
9 -	44.725	120.2	29.954	99.4	42.666	124.5	25.765	117.4	2:23.110 (1)	92.08		15:07:33.557
10 -	45.121	118.5	29.853	99.1	42.772	124.0	25.789	117.2	2:23.535	91.80	0.425	15:09:57.092
11 -	45.061	118.1	29.698	98.9	42.621	123.3	26.401	117.2	2:23.781	91.65	0.671	15:12:20.873
12 -	45.197	118.7	30.252	98.5	42.891	123.3	25.767	117.0	2:24.107	91.44	0.997	15:14:44.980
13 -	45.493	118.3	30.419	97.8	43.090	123.3	26.033	116.3	2:25.035	90.85	1.925	15:17:10.015

P26 22		Paul BROWES						Caterham 420R				
IDEAL LAP TIME : 2:23.469		BEST LAP TIME : 2:24.108			DIFFERENCE : 0.639							
LAP	SECTOR 1	SECTOR 2	SECTOR 3	SECTOR 4	LAP TIME	MPH	DIFF	TIME OF DAY				
1 -		129.3	31.517	93.7	45.377	121.1	26.504	116.6	2:34.356	85.37	10.248	14:47:17.117
2 -	45.043	124.2	30.833	89.1	43.638	121.3	26.141	117.8	2:25.655	90.47	1.547	14:49:42.772
3 -	44.907	122.2	30.223	96.6	43.514	125.9	26.432	117.0	2:25.076 (3)	90.83	0.968	14:52:07.848
4 -	45.031	124.9	29.947	97.5	43.491	123.8	26.670	117.6	2:25.139	90.79	1.031	14:54:32.987
5 -	45.328	123.1	30.068	98.1	42.662	126.3	26.291	117.8	2:24.349 (2)	91.29	0.241	14:56:57.336
6 -	45.400	125.6	30.515	94.5	43.540	122.0	26.189	118.2	2:25.644	90.47	1.536	14:59:22.980
7 -	44.802	124.7	29.864	97.5	43.164	121.7	26.278	115.5	2:24.108 (1)	91.44		15:01:47.088
8 -	44.854	126.3	6:27.462	69.8	47.188	114.5	27.233	114.5	8:26.737	26.00	6:02.629	15:10:13.825
9 -	46.635	112.4	31.769	95.8	44.477	120.0	26.544	115.5	2:29.425	88.19	5.317	15:12:43.250
10 -	46.222	115.5	30.685	95.3	44.081	120.9	26.903	116.3	2:27.891	89.10	3.783	15:15:11.141
11 -	46.925	115.7	31.057	94.3	44.195	120.9	26.628	114.7	2:28.805	88.55	4.697	15:17:39.946

P27 46		Stephen NUTTALL						Caterham 420R				
IDEAL LAP TIME : 2:27.406		BEST LAP TIME : 2:28.845			DIFFERENCE : 1.439							
LAP	SECTOR 1	SECTOR 2	SECTOR 3	SECTOR 4	LAP TIME	MPH	DIFF	TIME OF DAY				
1 -		117.5	30.524	96.2	43.674	123.1	27.623	106.4	2:28.845 (1)	88.53		14:47:11.606
2 -	46.708	118.9	31.419	94.5	44.533	118.5	26.500	115.3	2:29.160 (2)	88.34	0.314	14:49:40.766
3 -	48.078	86.1	43.557	59.4	1:03.097	68.6	IN PIT		3:25.617 P	64.08	56.771	14:53:06.383

Avon Tyres Caterham Seven 420-R Championship

RACE 1 - LAP CHART

LAP 1 @ 14:47:08.197			LAP 2 @ 14:49:30.974			LAP 3 @ 14:51:54.909			LAP 4 @ 14:54:17.942			LAP 5 @ 14:56:41.732		
NO	BEHIND	LAP TIME	NO	BEHIND	LAP TIME	NO	BEHIND	LAP TIME	NO	BEHIND	LAP TIME	NO	BEHIND	LAP TIME
78		2:25.436	32		2:21.607	3		2:23.237	32		2:22.225	90		2:23.104
3	0.913	2:26.349	78	0.491	2:23.268	78	0.335	2:23.779	90	0.686	2:22.357	32	0.113	2:23.903
32	1.170	2:26.606	3	0.698	2:22.562	35	0.614	2:23.512	35	0.757	2:23.176	3	0.396	2:23.224
35	1.440	2:26.876	35	1.037	2:22.374	32	0.808	2:24.743	3	0.962	2:23.995	78	0.451	2:22.889
27	2.141	2:27.577	90	1.949	2:21.797	90	1.362	2:23.348	78	1.352	2:24.050	35	0.952	2:23.985
9	2.251	2:27.687	9	2.441	2:22.967	9	2.502	2:23.996	11	2.044	2:22.494	11	1.419	2:23.165
90	2.929	2:28.365	27	2.920	2:23.556	11	2.583	2:23.244	9	2.250	2:22.781	27	1.570	2:22.474
4	3.145	2:28.581	11	3.274	2:22.631	27	2.725	2:23.740	27	2.886	2:23.194	9	1.900	2:23.440
58	3.292	2:28.728	4	4.154	2:23.786	4	3.361	2:23.142	4	3.399	2:23.071	5	2.035	2:22.388
46	3.409	2:28.845	58	4.357	2:23.842	58	3.860	2:23.438	5	3.437	2:22.428	64	2.584	2:22.353
11	3.420	2:28.856	5	5.112	2:22.530	5	4.042	2:22.865	58	3.947	2:23.120	4	2.972	2:23.363
6	4.493	2:29.929	64	5.702	2:23.631	64	4.469	2:22.702	64	4.021	2:22.585	58	3.324	2:23.167
64	4.848	2:30.284	6	6.406	2:24.690	6	5.944	2:23.473	6	7.432	2:24.521	6	7.546	2:23.904
82	5.045	2:30.481	82	7.487	2:25.219	10	7.736	2:23.769	81	9.552	2:23.493	10	8.751	2:22.953
5	5.359	2:30.795	10	7.902	2:24.261	81	9.092	2:25.059	10	9.588	2:24.885	81	9.470	2:23.708
81	6.067	2:31.503	81	7.968	2:24.678	82	9.425	2:25.873	82	10.282	2:23.890	82	10.584	2:24.092
10	6.418	2:31.854	55	8.937	2:24.679	55	10.414	2:25.412	66	12.335	2:24.336	66	13.370	2:24.825
55	7.035	2:32.471	46	9.792	2:29.160	14	10.842	2:24.879	23	13.648	2:25.176	23	13.615	2:23.757
66	7.146	2:32.582	14	9.898	2:25.025	66	11.032	2:24.462	14	14.470	2:26.661	14	15.003	2:24.323
14	7.650	2:33.086	66	10.505	2:26.136	23	11.505	2:24.431	44	14.636	2:25.308	44	15.177	2:24.331
44	8.097	2:33.533	23	11.009	2:25.446	44	12.361	2:24.417	22	15.045	2:25.139	22	15.604	2:24.349
23	8.340	2:33.776	22	11.798	2:25.655	22	12.939	2:25.076	68	15.329	2:25.010	68	16.648	2:25.109
22	8.920	2:34.356	44	11.879	2:26.559	68	13.352	2:24.355	99	16.868	2:24.659	99	17.314	2:24.236
68	9.187	2:34.623	47	12.683	2:26.202	47	14.821	2:26.073	47	17.468	2:25.680	47	18.143	2:24.465
47	9.258	2:34.694	68	12.932	2:26.522	99	15.242	2:25.456	55	19.365	2:31.984	55	20.981	2:25.406
99	10.193	2:35.629	99	13.721	2:26.305	46	1:11.474	3:25.617 P	93	1:17.973	2:23.288	93	1:17.907	2:23.724
93	25.698	2:51.134 P	93	1:17.269	3:14.348	93	1:17.718	2:24.384						

Weather / Track : Cloudy / Dry

Silverstone GP

Circuit Length = 3.6604 miles

Start: 14:44 Flag 15:15 End: 15:17

Avon Tyres Caterham Seven 420-R Championship

RACE 1 - LAP CHART

LAP 6 @ 14:59:05.526			LAP 7 @ 15:01:28.338			LAP 8 @ 15:03:51.726			LAP 9 @ 15:06:15.842			LAP 10 @ 15:08:39.530		
NO	BEHIND	LAP TIME	NO	BEHIND	LAP TIME	NO	BEHIND	LAP TIME	NO	BEHIND	LAP TIME	NO	BEHIND	LAP TIME
90		2:23.794	32		2:22.604	32		2:23.388	78		2:23.876	32		2:23.254
32	0.208	2:23.889	90	0.722	2:23.534	78	0.240	2:22.576	32	0.434	2:24.550	3	0.227	2:23.352
3	0.399	2:23.797	78	1.052	2:23.076	90	0.493	2:23.159	3	0.563	2:24.091	78	0.521	2:24.209
78	0.788	2:24.131	3	1.739	2:24.152	3	0.588	2:22.237	90	1.245	2:24.868	90	0.869	2:23.312
35	1.860	2:24.702	5	3.425	2:24.090	9	4.234	2:23.589	9	4.404	2:24.286	9	6.496	2:25.780
9	2.096	2:23.990	35	3.571	2:24.523	5	4.393	2:24.356	5	5.277	2:25.000	5	6.971	2:25.382
5	2.147	2:23.906	9	4.033	2:24.749	35	4.404	2:24.221	4	5.737	2:25.171	35	7.029	2:24.856
64	2.326	2:23.536	4	4.380	2:24.267	4	4.682	2:23.690	35	5.861	2:25.573	11	7.219	2:24.633
27	2.829	2:25.053	64	4.591	2:25.077	58	4.730	2:22.803	11	6.274	2:24.979	4	7.231	2:25.182
4	2.925	2:23.747	27	5.088	2:25.071	27	5.248	2:23.548	58	6.343	2:25.729	58	7.423	2:24.768
58	3.053	2:23.523	58	5.315	2:25.074	11	5.411	2:22.135	64	6.575	2:25.114	64	7.611	2:24.724
11	6.703	2:29.078	11	6.664	2:22.773	64	5.577	2:24.374	27	7.208	2:26.076	27	8.183	2:24.663
6	7.893	2:24.141	6	8.914	2:23.833	6	9.518	2:23.992	10	9.545	2:23.362	10	9.250	2:23.393
10	8.176	2:23.219	10	9.356	2:23.992	10	10.299	2:24.331	6	13.328	2:27.926	6	14.202	2:24.562
81	9.471	2:23.795	81	11.012	2:24.353	81	13.063	2:25.439	81	14.085	2:25.138	81	14.871	2:24.474
82	11.957	2:25.167	82	13.957	2:24.812	82	14.814	2:24.245	82	14.872	2:24.174	82	15.345	2:24.161
66	14.805	2:25.229	66	17.557	2:25.564	23	18.923	2:24.602	44	19.638	2:24.369	44	22.298	2:26.348
23	15.130	2:25.309	23	17.709	2:25.391	44	19.385	2:24.759	14	22.976	2:25.347	68	26.655	2:27.256
44	16.033	2:24.650	44	18.014	2:24.793	68	20.941	2:24.550	68	23.087	2:26.262	14	27.025	2:27.737
14	17.242	2:26.033	22	18.750	2:24.108	14	21.745	2:25.847	99	23.655	2:25.423	99	27.713	2:27.746
22	17.454	2:25.644	14	19.286	2:24.856	99	22.348	2:25.548	23	27.219	2:32.412	23	28.076	2:24.545
68	17.981	2:25.127	68	19.779	2:24.610	55	28.240	2:26.117	47	31.281	2:26.432	55	34.843	2:27.152
99	18.092	2:24.572	99	20.188	2:24.908	47	28.965	2:27.784	55	31.379	2:27.255	47	35.132	2:27.539
47	20.191	2:25.842	47	24.569	2:27.190	66	44.891	2:50.722	66	48.177	2:27.402	66	50.058	2:25.569
55	22.808	2:25.621	55	25.511	2:25.515	93	1:18.721	2:24.084	93	1:17.715	2:23.110	93	1:17.562	2:23.535
93	1:17.408	2:23.295	93	1:18.025	2:23.429							22	2 Laps	8:26.737

Weather / Track : Cloudy / Dry

Avon Tyres Caterham Seven 420-R Championship

RACE 1 - LAP CHART

LAP 11 @ 15:11:03.814			LAP 12 @ 15:13:28.167			LAP 13 @ 15:15:53.263		
NO	BEHIND	LAP TIME	NO	BEHIND	LAP TIME	NO	BEHIND	LAP TIME
78		2:23.763	78		2:24.353	3		2:24.881
3	0.272	2:24.329	32	0.136	2:24.161	78	0.110	2:25.206
32	0.328	2:24.612	3	0.215	2:24.296	32	0.228	2:25.188
90	1.003	2:24.418	90	0.416	2:23.766	90	0.645	2:25.325
35	5.679	2:22.934	35	4.320	2:22.994	5	3.352	2:23.691
5	6.010	2:23.323	5	4.757	2:23.100	64	3.737	2:22.854
9	6.918	2:24.706	9	5.530	2:22.965	35	3.976	2:24.752
11	7.501	2:24.566	64	5.979	2:22.301	9	4.101	2:23.667
27	7.718	2:23.819	11	6.511	2:23.363	4	4.529	2:22.666
64	8.031	2:24.704	27	6.733	2:23.368	11	5.033	2:23.618
4	8.496	2:25.549	4	6.959	2:22.816	58	5.085	2:23.013
58	8.559	2:25.420	58	7.168	2:22.962	27	5.636	2:23.999
10	9.599	2:24.633	10	8.512	2:23.266	10	6.208	2:22.792
81	15.225	2:24.638	82	16.986	2:25.501	81	18.444	2:25.683
6	15.478	2:25.560	6	17.219	2:26.094	82	18.854	2:26.964
82	15.838	2:24.777	81	17.857	2:26.985	6	19.022	2:26.899
44	25.244	2:27.230	44	28.246	2:27.355	23	29.136	2:24.557
23	28.687	2:24.895	23	29.675	2:25.341	14	29.873	2:24.259
68	29.353	2:26.982	68	29.886	2:24.886	44	29.976	2:26.826
14	29.943	2:27.202	14	30.710	2:25.120	68	30.379	2:25.589
99	30.067	2:26.638	99	30.880	2:25.166	99	31.891	2:26.107
55	38.055	2:27.496	55	39.653	2:25.951	55	40.935	2:26.378
47	38.111	2:27.263	47	40.249	2:26.491	47	41.302	2:26.149
66	50.883	2:25.109	66	51.848	2:25.318	66	52.709	2:25.957
93	1:17.059	2:23.781	93	1:16.813	2:24.107	93	1:16.752	2:25.035
22	2 Laps	2:29.425	22	2 Laps	2:27.891	22	2 Laps	2:28.805

Weather / Track : Cloudy / Dry

Avon Tyres Caterham Seven 420-R Championship

RACE 1 - POSITION CHART

No	Name	Lap													
		Pos	1	2	3	4	5	6	7	8	9	10	11	12	13
46	NUTTALL	1	78	32	3	32	90	90	32	32	78	32	78	78	3
32	WIGGINS	2	3	78	78	90	32	32	90	78	32	3	3	32	78
3	BYRNE	3	32	3	35	35	3	3	78	90	3	78	32	3	32
78	WINSTANLEY	4	35	35	32	3	78	78	3	3	90	90	90	90	90
27	SMITH	5	27	90	90	78	35	35	5	9	9	9	35	35	5
9	DYER	6	9	9	9	11	11	9	35	5	5	5	5	5	64
35	SALES	7	90	27	11	9	27	5	9	35	4	35	9	9	35
4	BARNES	8	4	11	27	27	9	64	4	4	35	11	11	64	9
15	DONKIN	9	58	4	4	4	5	27	64	58	11	4	27	11	4
93	SINCLAIR	10	46	58	58	5	64	4	27	27	58	58	64	27	11
90	BROWN	11	11	5	5	58	4	58	58	11	64	64	4	4	58
11	NORRIS	12	6	64	64	64	58	11	11	64	27	27	58	58	27
58	AINSCOUGH	13	64	6	6	6	6	6	6	6	10	10	10	10	10
6	SPARSHOTT	14	82	82	10	81	10	10	10	10	6	6	81	82	81
23	ARMSTRONG	15	5	10	81	10	81	81	81	81	81	81	6	6	82
60	THACKER	16	81	81	82	82	82	82	82	82	82	82	82	81	6
64	EDEN	17	10	55	55	66	66	66	66	23	44	44	44	44	23
81	VELLA	18	55	46	14	23	23	23	23	44	14	68	23	23	14
10	FOX	19	66	14	66	14	14	44	44	68	68	14	68	68	44
82	CALDER	20	14	66	23	44	44	14	22	14	99	99	14	14	68
66	MILKINS	21	44	23	44	22	22	22	14	99	23	23	99	99	99
55	RUSTON	22	23	22	22	68	68	68	68	55	47	55	55	55	55
99	LEDGER	23	22	44	68	99	99	99	99	47	55	47	47	47	47
14	BROWES	24	68	47	47	47	47	47	47	66	66	66	66	66	66
68	WEATHERILL	25	47	68	99	55	55	55	55	93	93	93	93	93	93
22	BROWES	26	99	99	46	93	93	93	93	22	22	22	22		
47	BENNETT	27	93	93	93										
5	STEVENS	28													
44	WHITEHOUSE	29													

Weather / Track : Cloudy / Dry

Results can be found at www.tsl-timing.com

Silverstone GP
 Circuit Length = 3.6604 miles
 Start: 14:44 Flag 15:15 End: 15:17

Printed - 15:20 Saturday, 10 June 2017

Avon Tyres Caterham Seven 420-R Championship

RACE 1 - BEST SPEEDS

POS	INTERMEDIATE 1			INTERMEDIATE 2			INTERMEDIATE 3			FINISH LINE		
	NO	NAME	MPH	NO	NAME	MPH	NO	NAME	MPH	NO	NAME	MPH
1	55	RUSTON	132.8	32	WIGGINS	100.7	64	EDEN	129.5	32	WIGGINS	122.6
2	4	BARNES	132.6	78	WINSTANLEY	100.3	90	BROWN	129.0	78	WINSTANLEY	122.0
3	64	EDEN	132.3	3	BYRNE	100.1	58	AINSCOUGH	129.0	58	AINSCOUGH	122.0
4	11	NORRIS	132.3	35	SALES	100.1	5	STEVENS	128.5	64	EDEN	121.7
5	15	DONKIN	132.3	64	EDEN	100.0	11	NORRIS	128.3	3	BYRNE	121.1
6	90	BROWN	132.1	90	BROWN	99.8	78	WINSTANLEY	128.0	5	STEVENS	121.1
7	58	AINSCOUGH	131.5	58	AINSCOUGH	99.7	32	WIGGINS	127.8	4	BARNES	120.8
8	68	WEATHERILL	131.0	6	SPARSHOTT	99.7	3	BYRNE	127.3	47	BENNETT	120.6
9	5	STEVENS	130.8	66	MILKINS	99.7	60	THACKER	127.3	35	SALES	120.4
10	78	WINSTANLEY	130.5	93	SINCLAIR	99.7	9	DYER	127.0	81	VELLA	120.4
11	93	SINCLAIR	130.3	5	STEVENS	99.5	10	FOX	127.0	9	DYER	120.2
12	9	DYER	130.0	27	SMITH	99.2	99	LEDGER	127.0	14	BROWES	120.2
13	44	WHITEHOUSE	130.0	55	RUSTON	99.2	35	SALES	126.8	44	WHITEHOUSE	120.2
14	99	LEDGER	130.0	9	DYER	99.1	44	WHITEHOUSE	126.8	68	WEATHERILL	120.2
15	10	FOX	129.8	11	NORRIS	99.1	81	VELLA	126.6	90	BROWN	120.0
16	22	BROWES	129.3	99	LEDGER	98.8	4	BARNES	126.3	11	NORRIS	119.7
17	6	SPARSHOTT	129.0	81	VELLA	98.6	27	SMITH	126.3	66	MILKINS	119.5
18	27	SMITH	128.8	44	WHITEHOUSE	98.6	14	BROWES	126.3	6	SPARSHOTT	119.3
19	81	VELLA	128.8	68	WEATHERILL	98.6	22	BROWES	126.3	27	SMITH	119.1
20	82	CALDER	128.8	82	CALDER	98.5	15	DONKIN	126.3	99	LEDGER	119.1
21	14	BROWES	128.5	4	BARNES	98.3	82	CALDER	125.9	10	FOX	118.4
22	32	WIGGINS	128.0	10	FOX	98.1	6	SPARSHOTT	125.9	23	ARMSTRONG	118.2
23	66	MILKINS	128.0	23	ARMSTRONG	98.1	55	RUSTON	125.9	22	BROWES	118.2
24	35	SALES	127.8	14	BROWES	98.1	68	WEATHERILL	125.6	82	CALDER	118.0
25	23	ARMSTRONG	127.3	22	BROWES	98.1	23	ARMSTRONG	125.4	55	RUSTON	117.8
26	47	BENNETT	127.3	15	DONKIN	97.6	66	MILKINS	125.4	93	SINCLAIR	117.4
27	60	THACKER	127.3	47	BENNETT	97.5	47	BENNETT	125.2	46	NUTTALL	115.3
28	3	BYRNE	127.0	60	THACKER	96.4	93	SINCLAIR	124.5			
29	46	NUTTALL	118.9	46	NUTTALL	96.2	46	NUTTALL	123.1			

Weather / Track : Cloudy / Dry

Results can be found at www.tsl-timing.com

Silverstone GP

Circuit Length = 3.6604 miles

Start: 14:44 Flag 15:15 End: 15:17

Printed - 15:19 Saturday, 10 June 2017

Avon Tyres Caterham Seven 420-R Championship

RACE 1 - BEST SECTORS

SECTOR 1			SECTOR 2			SECTOR 3			SECTOR 4			IDEAL / BEST COMPARISON						
POS	NO	NAME	TIME	NO	NAME	TIME	NO	NAME	TIME	NO	NAME	TIME	POS	NO	NAME	IDEAL	BEST	DIFF
1	64	EDEN	43.631	11	NORRIS	29.357	5	STEVENS	42.259	78	WINSTAN	25.416	1	90	BROWN	2:20.937	2:21.797	0.860
2	4	BARNES	43.640	90	BROWN	29.395	9	DYER	42.282	35	SALES	25.449	2	11	NORRIS	2:21.086	2:22.135	1.049
3	90	BROWN	43.680	3	BYRNE	29.454	90	BROWN	42.337	9	DYER	25.467	3	5	STEVENS	2:21.229	2:22.388	1.159
4	35	SALES	43.694	35	SALES	29.493	64	EDEN	42.343	90	BROWN	25.525	4	35	SALES	2:21.291	2:22.374	1.083
5	11	NORRIS	43.722	10	FOX	29.504	93	SINCLAI	42.377	5	STEVENS	25.549	5	32	WIGGINS	2:21.343	2:21.607	0.264
6	32	WIGGINS	43.823	5	STEVENS	29.578	32	WIGGINS	42.389	32	WIGGINS	25.552	6	64	EDEN	2:21.386	2:22.301	0.915
7	5	STEVENS	43.843	32	WIGGINS	29.579	27	SMITH	42.410	3	BYRNE	25.556	7	3	BYRNE	2:21.555	2:22.237	0.682
8	27	SMITH	43.857	81	VELLA	29.585	11	NORRIS	42.421	11	NORRIS	25.586	8	27	SMITH	2:21.576	2:22.474	0.898
9	78	WINSTAN	43.873	6	SPARSHO	29.632	58	AINSCOU	42.506	93	SINCLAI	25.586	9	9	DYER	2:21.667	2:22.781	1.114
10	3	BYRNE	43.890	27	SMITH	29.636	4	BARNES	42.640	10	FOX	25.614	10	78	WINSTANLEY	2:21.678	2:22.576	0.898
11	58	AINSCOU	43.916	23	ARMSTRO	29.681	3	BYRNE	42.655	58	AINSCOU	25.670	11	4	BARNES	2:21.803	2:22.666	0.863
12	10	FOX	43.997	66	MILKINS	29.687	35	SALES	42.655	27	SMITH	25.673	12	10	FOX	2:21.837	2:22.792	0.955
13	9	DYER	44.152	93	SINCLAI	29.698	22	BROWES	42.662	82	CALDER	25.694	13	58	AINSCOUGH	2:22.014	2:22.803	0.789
14	68	WEATHER	44.310	4	BARNES	29.700	78	WINSTAN	42.680	64	EDEN	25.704	14	93	SINCLAIR	2:22.386	2:23.110	0.724
15	99	LEDGER	44.319	44	WHITEHO	29.705	10	FOX	42.722	6	SPARSHO	25.756	15	81	VELLA	2:22.801	2:23.493	0.692
16	82	CALDER	44.390	64	EDEN	29.708	44	WHITEHO	42.752	23	ARMSTRO	25.816	16	82	CALDER	2:22.834	2:23.890	1.056
17	14	BROWES	44.439	78	WINSTAN	29.709	6	SPARSHO	42.769	4	BARNES	25.823	17	44	WHITEHOUSE	2:23.034	2:24.331	1.297
18	81	VELLA	44.489	82	CALDER	29.713	81	VELLA	42.829	66	MILKINS	25.893	18	23	ARMSTRONG	2:23.048	2:23.757	0.709
19	55	RUSTON	44.530	9	DYER	29.766	23	ARMSTRO	42.887	81	VELLA	25.898	19	6	SPARSHOTT	2:23.049	2:23.473	0.424
20	47	BENNETT	44.570	55	RUSTON	29.816	66	MILKINS	42.927	68	WEATHER	25.973	20	99	LEDGER	2:23.167	2:24.236	1.069
21	44	WHITEHO	44.591	99	LEDGER	29.823	14	BROWES	42.942	44	WHITEHO	25.986	21	68	WEATHERILL	2:23.362	2:24.355	0.993
22	23	ARMSTRO	44.664	22	BROWES	29.864	99	LEDGER	43.013	99	LEDGER	26.012	22	22	BROWES	2:23.469	2:24.108	0.639
23	93	SINCLAI	44.725	58	AINSCOU	29.922	82	CALDER	43.037	55	RUSTON	26.053	23	66	MILKINS	2:23.490	2:24.336	0.846
24	22	BROWES	44.802	47	BENNETT	29.929	68	WEATHER	43.076	47	BENNETT	26.093	24	14	BROWES	2:23.549	2:24.259	0.710
25	6	SPARSHO	44.892	68	WEATHER	30.003	15	DONKIN	43.186	14	BROWES	26.116	25	55	RUSTON	2:23.791	2:24.679	0.888
26	66	MILKINS	44.983	14	BROWES	30.052	55	RUSTON	43.392	22	BROWES	26.141	26	47	BENNETT	2:24.198	2:24.465	0.267
27	46	NUTTALL	46.708	15	DONKIN	30.394	47	BENNETT	43.606	46	NUTTALL	26.500	27	46	NUTTALL	2:27.406	2:28.845	1.439
28				46	NUTTALL	30.524	46	NUTTALL	43.674									
29				60	THACKER	30.589	60	THACKER	43.674									

PERFECT LAP 2:20.663

Weather / Track : Cloudy / Dry

Silverstone GP


Circuit Length = 3.6604 miles

Start: 14:44 Flag 15:15 End: 15:17

Results can be found at www.tsl-timing.com

Printed - 15:18 Saturday, 10 June 2017

Avon Tyres Caterham Seven 420-R Championship
RACE 2 - GRID (30 minutes)

ROW 15		29	60	Paul THACKER			
ROW 14	28	15	Paul DONKIN	27	46	Stephen NUTTALL	
ROW 13		26	22	Paul BROWES	25	93	Andres SINCLAIR
ROW 12	24	66	Damian MILKINS	23	47	Mark BENNETT	
ROW 11		22	55	Steve RUSTON	21	99	Simon LEDGER
ROW 10	20	68	Gary WEATHERILL	19	44	John WHITEHOUSE	
ROW 9		18	14	Luke BROWES	17	23	Justin ARMSTRONG
ROW 8	16	6	Ian SPARSHOTT	15	82	Stewart CALDER	
ROW 7		14	81	Albert VELLA	13	10	Wesley FOX
ROW 6	12	27	William SMITH	11	58	Richard AINSCOUGH	
ROW 5		10	11	Elliott NORRIS	9	4	Anthony BARNES
ROW 4	8	9	Matt DYER	7	35	Jack SALES	
ROW 3		6	64	Tom EDEN	5	5	Luke STEVENS
ROW 2	4	90	Jack BROWN	3	32	Lee WIGGINS	
ROW 1		2	78	Danny WINSTANLEY	1	3	John BYRNE
Pole							
							

Silverstone GP
 Circuit Length = 3.6604 miles

These results are provisional until the conclusion of any judicial and technical matters.

Clerk Of Course :		Timekeeper :	
-------------------	--	--------------	--

Results can be found at www.tsl-timing.com

Printed - 15:22 Saturday, 10 June 2017



Avon Tyres Caterham Seven 420-R Championship

RACE 2 - CLASSIFICATION

POS	NO	NAME	ENTRY	LAPS	TIME	GAP	DIFF	MPH	BEST	ON
1	32	Lee WIGGINS	Caterham 420R	13	31:05.247			91.84	2:22.373	12
2	78	Danny WINSTANLEY	Caterham 420R	13	31:05.276	0.029	0.029	91.84	2:22.950	12
3	90	Jack BROWN	Caterham 420R	13	31:06.330	1.083	1.054	91.79	2:22.498	12
4	46	Stephen NUTTALL	Caterham 420R	13	31:10.653	5.406	4.323	91.57	2:21.166	2
5	35	Jack SALES	Caterham 420R	13	31:10.894	5.647	0.241	91.56	2:21.755	3
6	5	Luke STEVENS	Caterham 420R	13	31:11.511	6.264	0.617	91.53	2:22.812	13
7	93	Andres SINCLAIR	Caterham 420R	13	31:12.063	6.816	0.552	91.50	2:22.073	3
8	60	Paul THACKER	Caterham 420R	13	31:12.221	6.974	0.158	91.50	2:22.026	9
9	3	John BYRNE	Caterham 420R	13	31:12.538	7.291	0.317	91.48	2:22.371	12
10	4	Anthony BARNES	Caterham 420R	13	31:12.750	7.503	0.212	91.47	2:22.211	4
11	58	Richard AINSCOUGH	Caterham 420R	13	31:13.681	8.434	0.931	91.43	2:22.354	5
12	27	William SMITH	Caterham 420R	13	31:14.319	9.072	0.638	91.39	2:22.746	3
13	82	Stewart CALDER	Caterham 420R	13	31:18.884	13.637	4.565	91.17	2:22.498	9
14	11	Elliott NORRIS	Caterham 420R	13	31:19.954	14.707	1.070	91.12	2:22.238	2
15	66	Damian MILKINS	Caterham 420R	13	31:28.416	23.169	8.462	90.71	2:22.842	5
16	81	Albert VELLA	Caterham 420R	13	31:28.709	23.462	0.293	90.70	2:22.886	5
17	6	Ian SPARSHOTT	Caterham 420R	13	31:30.974	25.727	2.265	90.59	2:23.015	5
18	22	Paul BROWES	Caterham 420R	13	31:31.200	25.953	0.226	90.58	2:23.297	12
19	99	Simon LEDGER	Caterham 420R	13	31:31.484	26.237	0.284	90.56	2:22.974	8
20	68	Gary WEATHERILL	Caterham 420R	13	31:31.930	26.683	0.446	90.54	2:23.178	12
21	9	Matt DYER	Caterham 420R	13	31:34.006	28.759	2.076	90.44	2:22.402	3
22	14	Luke BROWES	Caterham 420R	13	31:34.882	29.635	0.876	90.40	2:22.749	9
23	44*	John WHITEHOUSE	Caterham 420R	13	31:45.193	39.946	10.311	89.91	2:23.369	7
24	55	Steve RUSTON	Caterham 420R	13	31:48.333	43.086	3.140	89.77	2:24.654	6
25	47*	Mark BENNETT	Caterham 420R	13	31:55.985	50.738	7.652	89.41	2:24.253	3

NOT CLASSIFIED

DNF	64	Tom EDEN	Caterham 420R	9	21:33.494	4 Laps	4 Laps	91.68	2:22.546	2
DNF	10	Wesley FOX	Caterham 420R	9	21:57.353	4 Laps	23.859	90.02	2:22.504	5
DNF	15	Paul DONKIN	Caterham 420R	9	22:25.175	4 Laps	27.822	88.16	2:22.378	5
DNF	23	Justin ARMSTRONG	Caterham 420R	1	2:45.789	12 Laps	8 Laps	79.48		

FASTEST LAP

46	Stephen NUTTALL	Caterham 420R	2	2:21.166	93.34 mph	150.23 kph
----	-----------------	---------------	---	----------	-----------	------------

Cars 44 & 47 - 10 second penalty - out of position at the start

Silverstone GP

Circuit Length = 3.6604 miles

Start: 10:27 Flag 10:58 End: 11:00

Weather / Track : Cloudy / Dry

These results are provisional until the conclusion of any judicial and technical matters.

Clerk Of Course :	Timekeeper :
-------------------	--------------

Results can be found at www.tsl-timing.com

Printed - 11:01 Sunday, 11 June 2017



Avon Tyres Caterham Seven 420-R Championship

RACE 2 - SECTOR ANALYSIS

SECTOR 1 = FL to I1, SECTOR 2 = I1 to I2 SECTOR 3 = I2 to I3, SECTOR 4 = I3 to FL, DIFF = Difference To Personal Best Lap, P = Crossed Finish Line in Pit Lane, D = Time Disallowed

P1 32		Lee WIGGINS				Caterham 420R						
IDEAL LAP TIME : 2:21.212		BEST LAP TIME : 2:22.373				DIFFERENCE : 1.161						
LAP	SECTOR 1	SECTOR 2	SECTOR 3	SECTOR 4	LAP TIME	MPH	DIFF	TIME OF DAY				
1 -		128.5	30.156	100.9	42.635	128.3	26.053	121.3	2:24.781	91.01	2.408	10:30:13.565
2 -	44.067	122.4	30.156	100.9	43.176	125.9	25.972	120.0	2:23.371	91.91	0.998	10:32:36.936
3 -	43.501	127.5	30.072	96.8	43.692	126.3	25.715	119.7	2:22.980 (3)	92.16	0.607	10:34:59.916
4 -	44.235	122.4	30.020	100.3	42.785	120.9	25.832	115.5	2:22.872 (2)	92.23	0.499	10:37:22.788
5 -	44.695	128.0	29.538	98.5	43.328	126.3	25.841	116.6	2:23.402	91.89	1.029	10:39:46.190
6 -	44.584	121.7	30.537	100.3	42.492	124.5	26.037	119.7	2:23.650	91.73	1.277	10:42:09.840
7 -	44.611	122.2	30.265	98.1	42.985	120.6	25.884	116.6	2:23.745	91.67	1.372	10:44:33.585
8 -	44.530	121.5	30.543	100.9	42.458	128.3	25.745	119.7	2:23.276	91.97	0.903	10:46:56.861
9 -	44.680	124.9	30.217	97.3	42.748	123.1	25.930	116.3	2:23.575	91.78	1.202	10:49:20.436
10 -	44.586	124.0	29.940	100.6	42.830	124.5	26.275	115.7	2:23.631	91.74	1.258	10:51:44.067
11 -	45.689	120.4	29.914	98.9	42.590	123.8	26.211	118.2	2:24.404	91.25	2.031	10:54:08.471
12 -	43.882	120.6	29.668	97.2	42.772	119.1	26.051	115.5	2:22.373 (1)	92.55		10:56:30.844
13 -	44.553	120.2	29.921	98.6	42.717	125.2	25.996	115.9	2:23.187	92.03	0.814	10:58:54.031

P2 78		Danny WINSTANLEY				Caterham 420R						
IDEAL LAP TIME : 2:22.239		BEST LAP TIME : 2:22.950				DIFFERENCE : 0.711						
LAP	SECTOR 1	SECTOR 2	SECTOR 3	SECTOR 4	LAP TIME	MPH	DIFF	TIME OF DAY				
1 -		121.7	29.753	98.6	42.890	122.4	25.913	117.2	2:24.396	91.26	1.446	10:30:13.180
2 -	44.315	123.3	30.001	98.2	42.999	121.3	25.704	116.6	2:23.019 (3)	92.14	0.069	10:32:36.199
3 -	44.279	121.7	30.135	100.3	43.251	120.6	25.769	115.7	2:23.434	91.87	0.484	10:34:59.633
4 -	44.482	127.3	29.948	98.1	43.317	122.0	25.859	122.0	2:23.606	91.76	0.656	10:37:23.239
5 -	44.220	121.1	29.805	100.7	43.129	120.2	25.857	119.5	2:23.011 (2)	92.14	0.061	10:39:46.250
6 -	44.442	122.9	29.871	98.6	43.029	120.0	26.093	115.5	2:23.435	91.87	0.485	10:42:09.685
7 -	44.862	120.6	30.658	99.7	42.581	127.3	25.873	120.2	2:23.974	91.52	1.024	10:44:33.659
8 -	44.442	123.8	29.960	98.1	43.046	120.2	25.919	121.1	2:23.367	91.91	0.417	10:46:57.026
9 -	44.445	123.1	30.042	98.6	43.072	119.4	25.860	118.0	2:23.419	91.88	0.469	10:49:20.445
10 -	44.487	122.9	29.734	98.9	43.182	119.6	26.442	119.5	2:23.845	91.61	0.895	10:51:44.290
11 -	45.336	121.5	29.746	98.6	42.689	120.4	25.876	116.8	2:23.647	91.73	0.697	10:54:07.937
12 -	44.456	119.8	29.901	99.5	42.599	126.1	25.994	118.7	2:22.950 (1)	92.18		10:56:30.887
13 -	44.403	121.5	29.767	98.5	42.958	119.4	26.045	120.4	2:23.173	92.04	0.223	10:58:54.060

P3 90		Jack BROWN				Caterham 420R						
IDEAL LAP TIME : 2:21.060		BEST LAP TIME : 2:22.498				DIFFERENCE : 1.438						
LAP	SECTOR 1	SECTOR 2	SECTOR 3	SECTOR 4	LAP TIME	MPH	DIFF	TIME OF DAY				
1 -		128.8	30.526	100.0	42.580	127.5	25.823	122.4	2:24.907	90.93	2.409	10:30:13.691
2 -	44.161	123.5	30.136	100.3	43.099	123.5	25.909	121.7	2:23.305	91.95	0.807	10:32:36.996
3 -	43.516	127.3	30.289	99.7	43.609	126.8	26.208	118.2	2:23.622	91.75	1.124	10:35:00.618
4 -	43.933	127.5	30.225	99.7	42.968	125.2	25.936	118.0	2:23.062	92.11	0.564	10:37:23.680
5 -	44.025	124.0	30.238	99.7	43.149	124.7	25.800	119.5	2:23.212	92.01	0.714	10:39:46.892
6 -	43.965	129.5	30.119	98.6	42.915	121.1	26.203	119.3	2:23.202	92.02	0.704	10:42:10.094
7 -	44.512	123.8	31.431	95.7	43.214	129.0	26.113	120.0	2:25.270	90.71	2.772	10:44:35.364
8 -	43.175	126.6	30.785	98.6	42.504	124.7	26.044	118.4	2:22.508 (2)	92.47	0.010	10:46:57.872
9 -	44.123	126.3	31.023	98.6	43.058	124.5	25.893	118.4	2:24.097	91.45	1.599	10:49:21.969
10 -	43.374	128.3	31.580	95.3	43.467	120.9	26.226	116.3	2:24.647	91.10	2.149	10:51:46.616
11 -	45.126	120.9	29.663	97.2	42.655	120.0	26.002	116.1	2:23.446	91.86	0.948	10:54:10.062
12 -	44.125	121.5	29.581	96.5	42.723	120.0	26.069	117.0	2:22.498 (1)	92.47		10:56:32.560
13 -	44.087	123.3	29.608	96.1	42.830	121.7	26.029	117.8	2:22.554 (3)	92.44	0.056	10:58:55.114

P4 46		Stephen NUTTALL				Caterham 420R						
IDEAL LAP TIME : 2:20.866		BEST LAP TIME : 2:21.166				DIFFERENCE : 0.300						
LAP	SECTOR 1	SECTOR 2	SECTOR 3	SECTOR 4	LAP TIME	MPH	DIFF	TIME OF DAY				
1 -		132.6	31.211	93.3	43.902	119.4	25.828	119.7	2:31.413	87.03	10.247	10:30:20.197
2 -	43.445	132.6	29.590	98.6	42.374	128.3	25.757	120.8	2:21.166 (1)	93.34		10:32:41.363
3 -	43.310	131.0	29.856	98.2	43.163	124.7	26.167	119.5	2:22.496	92.47	1.330	10:35:03.859
4 -	43.707	132.1	30.340	98.8	42.699	126.8	25.646	122.2	2:22.392 (3)	92.54	1.226	10:37:26.251
5 -	43.510	128.5	30.002	97.8	42.927	127.3	26.310	120.6	2:22.749	92.31	1.583	10:39:49.000
6 -	43.977	127.8	29.857	98.9	42.885	125.6	25.592	118.4	2:22.311 (2)	92.59	1.145	10:42:11.311

Silverstone GP

Circuit Length = 3.6604 miles

Start: 10:27 Flag 10:58 End: 11:00

Weather / Track : Cloudy / Dry

Avon Tyres Caterham Seven 420-R Championship

RACE 2 - SECTOR ANALYSIS

SECTOR 1 = FL to I1, SECTOR 2 = I1 to I2, SECTOR 3 = I2 to I3, SECTOR 4 = I3 to FL, DIFF = Difference To Personal Best Lap, P = Crossed Finish Line in Pit Lane, D = Time Disallowed

7 -	43.963	126.8	31.258	98.8	42.909	129.8	26.476	119.1	2:24.606	91.12	3.440	10:44:35.917
8 -	43.726	129.3	30.837	95.4	43.315	127.3	25.708	121.1	2:23.586	91.77	2.420	10:46:59.503
9 -	43.511	131.8	30.651	98.6	43.229	124.2	25.688	120.6	2:23.079	92.10	1.913	10:49:22.582
10 -	43.335	132.1	31.635	95.4	43.671	125.4	26.411	119.7	2:25.052	90.84	3.886	10:51:47.634
11 -	45.825	128.0	30.653	97.6	43.018	125.6	26.503	118.2	2:25.999	90.25	4.833	10:54:13.633
12 -	43.850	129.5	30.416	99.5	43.430	122.4	25.629	115.3	2:23.325	91.94	2.159	10:56:36.958
13 -	44.156	120.9	29.729	96.1	42.819	120.9	25.775	115.9	2:22.479	92.48	1.313	10:58:59.437

P5		35		Jack SALES				Caterham 420R				
IDEAL LAP TIME : 2:20.544		BEST LAP TIME : 2:21.755				DIFFERENCE : 1.211						
LAP	SECTOR 1	SECTOR 2		SECTOR 3		SECTOR 4		LAP TIME	MPH	DIFF	TIME OF DAY	
1 -		132.1	31.286	91.9	43.921	124.0	26.108	120.2	2:28.164	88.94	6.409	10:30:16.948
2 -	44.369	129.5	30.275	98.8	42.685	123.5	25.613	117.0	2:22.942	92.18	1.187	10:32:39.890
3 -	43.708	125.9	29.166	98.9	42.834	121.1	26.047	116.6	2:21.755 (1)	92.96		10:35:01.645
4 -	43.650	130.0	30.659	97.6	42.866	129.3	25.814	120.0	2:22.989	92.15	1.234	10:37:24.634
5 -	43.822	128.3	30.653	98.8	43.146	129.8	26.557	118.9	2:24.178	91.39	2.423	10:39:48.812
6 -	44.278	122.6	30.847	98.9	42.758	122.4	26.097	118.9	2:23.980	91.52	2.225	10:42:12.792
7 -	43.397	132.1	30.686	99.1	43.138	125.9	26.163	117.0	2:23.384	91.90	1.629	10:44:36.176
8 -	43.449	132.1	30.566	96.9	42.873	126.1	25.668	119.5	2:22.556 (3)	92.43	0.801	10:46:58.732
9 -	44.009	129.5	30.785	98.3	43.383	128.0	25.998	119.3	2:24.175	91.40	2.420	10:49:22.907
10 -	43.216	132.3	31.400	91.6	44.252	125.6	26.231	116.6	2:25.099	90.81	3.344	10:51:48.006
11 -	45.182	123.1	30.348	99.1	43.242	121.5	26.196	118.2	2:24.968	90.90	3.213	10:54:12.974
12 -	44.214	123.5	31.014	99.4	43.232	121.3	26.174	116.3	2:24.634	91.11	2.879	10:56:37.608
13 -	44.004	123.1	29.782	98.8	42.549	123.8	25.735	117.8	2:22.070 (2)	92.75	0.315	10:58:59.678

P6		5		Luke STEVENS				Caterham 420R				
IDEAL LAP TIME : 2:21.690		BEST LAP TIME : 2:22.812				DIFFERENCE : 1.122						
LAP	SECTOR 1	SECTOR 2		SECTOR 3		SECTOR 4		LAP TIME	MPH	DIFF	TIME OF DAY	
1 -		126.3	30.421	98.6	42.898	124.0	25.819	116.6	2:25.648	90.47	2.836	10:30:14.432
2 -	44.255	124.0	29.752	98.9	43.138	117.9	26.003	118.0	2:23.148 (3)	92.05	0.336	10:32:37.580
3 -	43.453	132.8	30.660	96.6	43.225	123.3	25.857	119.7	2:23.195	92.02	0.383	10:35:00.775
4 -	43.932	130.5	30.518	98.1	43.007	124.5	25.831	117.0	2:23.288	91.96	0.476	10:37:24.063
5 -	43.783	130.3	30.426	99.1	43.393	124.2	25.718	116.6	2:23.320	91.94	0.508	10:39:47.383
6 -	43.784	132.3	30.694	98.5	42.993	123.5	25.822	117.0	2:23.293	91.96	0.481	10:42:10.676
7 -	44.003	129.8	31.201	96.1	43.277	124.2	26.215	115.9	2:24.696	91.07	1.884	10:44:35.372
8 -	43.468	127.8	30.808	98.9	42.767	124.0	26.030	119.5	2:23.073 (2)	92.10	0.261	10:46:58.445
9 -	43.741	131.5	30.478	96.0	43.473	121.7	25.931	119.5	2:23.623	91.75	0.811	10:49:22.068
10 -	43.612	128.8	31.424	96.8	43.741	120.4	26.688	117.0	2:25.465	90.59	2.653	10:51:47.533
11 -	45.641	120.4	30.583	98.2	43.081	125.6	26.009	115.7	2:25.314	90.68	2.502	10:54:12.847
12 -	44.350	121.3	30.282	96.4	43.929	118.1	26.075	115.9	2:24.636	91.11	1.824	10:56:37.483
13 -	44.144	121.7	30.004	97.8	42.827	123.8	25.837	115.9	2:22.812 (1)	92.27		10:59:00.295

P7		93		Andres SINCLAIR				Caterham 420R				
IDEAL LAP TIME : 2:21.307		BEST LAP TIME : 2:22.073				DIFFERENCE : 0.766						
LAP	SECTOR 1	SECTOR 2		SECTOR 3		SECTOR 4		LAP TIME	MPH	DIFF	TIME OF DAY	
1 -		129.0	30.766	98.3	43.786	125.4	25.895	117.4	2:30.764	87.40	8.691	10:30:19.548
2 -	43.963	127.0	30.367	98.5	42.762	126.1	25.793	117.2	2:22.885	92.22	0.812	10:32:42.433
3 -	44.026	127.0	29.588	96.9	42.821	125.9	25.638	119.7	2:22.073 (1)	92.75		10:35:04.506
4 -	43.673	131.5	30.392	99.7	42.668	129.8	25.699	120.6	2:22.432 (2)	92.51	0.359	10:37:26.938
5 -	43.701	130.8	29.803	99.1	42.921	128.5	26.096	121.7	2:22.521 (3)	92.46	0.448	10:39:49.459
6 -	44.329	132.6	30.454	99.2	42.888	125.9	25.901	120.2	2:23.572	91.78	1.499	10:42:13.031
7 -	43.610	130.8	30.622	97.6	43.094	128.3	25.986	120.8	2:23.312	91.95	1.239	10:44:36.343
8 -	43.807	130.5	30.419	97.9	43.428	131.0	25.933	121.1	2:23.587	91.77	1.514	10:46:59.930
9 -	46.014	125.6	29.531	98.9	42.528	127.5	25.967	121.7	2:24.040	91.48	1.967	10:49:23.970
10 -	43.678	131.8	30.213	98.1	44.416	128.0	26.203	118.9	2:24.510	91.18	2.437	10:51:48.480
11 -	44.667	125.6	30.054	95.3	43.139	120.9	26.127	115.5	2:23.987	91.52	1.914	10:54:12.467
12 -	44.632	123.8	30.546	100.1	44.078	126.6	26.169	119.7	2:25.425	90.61	3.352	10:56:37.892
13 -	43.885	130.3	30.070	99.1	43.208	125.2	25.792	118.4	2:22.955	92.18	0.882	10:59:00.847

Weather / Track : Cloudy / Dry

Silverstone GP

Circuit Length = 3.6604 miles

Start: 10:27 Flag 10:58 End: 11:00

Avon Tyres Caterham Seven 420-R Championship

RACE 2 - SECTOR ANALYSIS

SECTOR 1 = FL to I1, SECTOR 2 = I1 to I2 SECTOR 3 = I2 to I3, SECTOR 4 = I3 to FL, DIFF = Difference To Personal Best Lap, P = Crossed Finish Line in Pit Lane, D = Time Disallowed

P8 60		Paul THACKER				Caterham 420R						
IDEAL LAP TIME : 2:21.258		BEST LAP TIME : 2:22.026				DIFFERENCE : 0.768						
LAP	SECTOR 1	SECTOR 2		SECTOR 3		SECTOR 4		LAP TIME	MPH	DIFF	TIME OF DAY	
1 -		128.5	31.427	96.9	44.209	124.9	26.377	118.7	2:34.251	85.43	12.225	10:30:23.035
2 -	44.300	130.3	30.709	89.1	43.197	124.0	25.840	122.2	2:24.046	91.48	2.020	10:32:47.081
3 -	44.514	130.8	30.434	98.5	42.967	123.5	25.645	119.1	2:23.560	91.79	1.534	10:35:10.641
4 -	44.895	122.2	30.078	98.2	42.863	122.4	25.876	115.7	2:23.712	91.69	1.686	10:37:34.353
5 -	44.196	126.6	29.508	99.5	42.866	122.4	25.859	115.3	2:22.429 (3)	92.52	0.403	10:39:56.782
6 -	44.242	123.5	29.740	98.6	42.587	123.3	25.903	116.6	2:22.472	92.49	0.446	10:42:19.254
7 -	44.325	124.7	29.660	98.8	42.458	122.9	26.115	115.9	2:22.558	92.43	0.532	10:44:41.812
8 -	44.555	123.3	29.658	97.5	43.239	122.9	25.783	116.8	2:23.235	92.00	1.209	10:47:05.047
9 -	44.016	124.5	29.635	98.8	42.399	124.0	25.976	117.6	2:22.026 (1)	92.78		10:49:27.073
10 -	44.949	123.1	30.132	96.5	42.849	123.1	26.135	114.3	2:24.065	91.47	2.039	10:51:51.138
11 -	44.189	128.5	30.385	98.1	42.816	125.2	25.985	121.3	2:23.375	91.91	1.349	10:54:14.513
12 -	44.235	130.5	30.914	99.4	43.391	124.9	25.788	120.2	2:24.328	91.30	2.302	10:56:38.841
13 -	43.706	130.5	29.644	99.4	43.075	123.1	25.739	121.3	2:22.164 (2)	92.69	0.138	10:59:01.005

P9 3		John BYRNE				Caterham 420R						
IDEAL LAP TIME : 2:21.525		BEST LAP TIME : 2:22.371				DIFFERENCE : 0.846						
LAP	SECTOR 1	SECTOR 2		SECTOR 3		SECTOR 4		LAP TIME	MPH	DIFF	TIME OF DAY	
1 -		123.3	30.164	98.8	42.656	126.3	25.937	120.6	2:24.536	91.17	2.165	10:30:13.320
2 -	44.427	130.3	29.915	99.7	43.128	124.0	25.724	118.7	2:23.194	92.02	0.823	10:32:36.514
3 -	44.022	122.4	30.583	100.3	43.058	123.1	25.824	121.3	2:23.487	91.83	1.116	10:35:00.001
4 -	44.233	119.4	30.096	100.3	43.039	124.2	25.736	118.2	2:23.104	92.08	0.733	10:37:23.105
5 -	44.578	126.8	29.905	100.3	42.936	127.3	25.995	119.5	2:23.414	91.88	1.043	10:39:46.519
6 -	44.297	127.8	30.665	100.7	42.761	125.4	25.963	120.8	2:23.686	91.71	1.315	10:42:10.205
7 -	44.278	122.9	30.898	100.3	42.951	122.4	25.826	117.8	2:23.953	91.54	1.582	10:44:34.158
8 -	44.047	121.1	30.242	99.5	42.638	122.9	25.768	115.5	2:22.695 (2)	92.34	0.324	10:46:56.853
9 -	44.653	122.9	30.606	99.4	42.978	121.7	25.685	119.3	2:23.922	91.56	1.551	10:49:20.775
10 -	44.271	126.3	31.015	99.7	42.600	122.0	25.757	118.4	2:23.643	91.73	1.272	10:51:44.418
11 -	53.405	128.8	29.755	99.4	42.801	121.5	25.770	117.4	2:31.731	86.84	9.360	10:54:16.149
12 -	43.486	130.5	30.189	98.1	42.960	126.6	25.736	120.8	2:22.371 (1)	92.55		10:56:38.520
13 -	43.961	130.3	30.249	100.1	42.599	125.4	25.993	120.0	2:22.802 (3)	92.28	0.431	10:59:01.322

P10 4		Anthony BARNES				Caterham 420R						
IDEAL LAP TIME : 2:21.200		BEST LAP TIME : 2:22.211				DIFFERENCE : 1.011						
LAP	SECTOR 1	SECTOR 2		SECTOR 3		SECTOR 4		LAP TIME	MPH	DIFF	TIME OF DAY	
1 -		128.8	30.671	93.5	43.854	124.0	25.902	115.3	2:27.837	89.13	5.626	10:30:16.621
2 -	44.680	122.4	30.070	97.3	42.890	124.0	26.008	118.2	2:23.648	91.73	1.437	10:32:40.269
3 -	43.577	131.0	29.890	98.1	43.414	123.3	25.764	116.3	2:22.645 (2)	92.38	0.434	10:35:02.914
4 -	44.588	124.2	29.574	97.2	42.507	124.9	25.542	120.2	2:22.211 (1)	92.66		10:37:25.125
5 -	43.745	129.5	30.697	97.3	43.020	126.8	26.421	120.2	2:23.883	91.58	1.672	10:39:49.008
6 -	44.075	131.5	30.262	97.9	43.150	124.2	26.054	120.4	2:23.541	91.80	1.330	10:42:12.549
7 -	43.596	127.8	30.632	98.5	43.331	126.8	26.107	118.9	2:23.666	91.72	1.455	10:44:36.215
8 -	44.282	130.3	30.234	97.6	43.229	126.6	25.956	118.2	2:23.701	91.70	1.490	10:46:59.916
9 -	44.149	126.1	30.284	95.8	43.574	125.4	26.006	119.7	2:24.013	91.50	1.802	10:49:23.929
10 -	43.611	128.0	30.541	96.5	44.104	122.0	26.304	115.1	2:24.560	91.15	2.349	10:51:48.489
11 -	45.701	125.2	30.678	96.8	43.066	123.3	26.009	116.1	2:25.454	90.59	3.243	10:54:13.943
12 -	44.883	124.7	30.653	98.5	43.186	123.3	25.796	119.1	2:24.518	91.18	2.307	10:56:38.461
13 -	43.995	128.0	30.579	98.8	42.623	125.4	25.876	120.0	2:23.073 (3)	92.10	0.862	10:59:01.534

P11 58		Richard AINSCOUGH				Caterham 420R						
IDEAL LAP TIME : 2:21.590		BEST LAP TIME : 2:22.354				DIFFERENCE : 0.764						
LAP	SECTOR 1	SECTOR 2		SECTOR 3		SECTOR 4		LAP TIME	MPH	DIFF	TIME OF DAY	
1 -		132.1	30.564	98.9	43.875	126.1	26.153	119.7	2:28.946	88.47	6.592	10:30:17.730
2 -	44.161	129.5	30.396	99.5	42.918	126.8	26.141	118.4	2:23.616	91.75	1.262	10:32:41.346
3 -	43.589	130.3	29.743	99.8	43.373	125.6	25.891	117.6	2:22.596 (2)	92.41	0.242	10:35:03.942
4 -	44.046	132.6	30.109	99.5	42.685	128.3	26.634	118.2	2:23.474	91.84	1.120	10:37:27.416
5 -	43.274	130.3	30.165	98.6	42.705	129.5	26.210	120.4	2:22.354 (1)	92.57		10:39:49.770
6 -	44.257	132.1	30.391	99.1	42.949	128.3	26.230	118.4	2:23.827	91.62	1.473	10:42:13.597

Silverstone GP

Circuit Length = 3.6604 miles

Start: 10:27 Flag 10:58 End: 11:00

Weather / Track : Cloudy / Dry

Avon Tyres Caterham Seven 420-R Championship

RACE 2 - SECTOR ANALYSIS

SECTOR 1 = FL to I1, SECTOR 2 = I1 to I2 SECTOR 3 = I2 to I3, SECTOR 4 = I3 to FL, DIFF = Difference To Personal Best Lap, P = Crossed Finish Line in Pit Lane, D = Time Disallowed

7 -	43.550	127.5	30.272	98.6	43.394	129.0	26.070	120.4	2:23.286	91.96	0.932	10:44:36.883
8 -	43.885	128.5	30.125	99.5	43.820	126.3	25.888	119.7	2:23.718	91.69	1.364	10:47:00.601
9 -	43.701	129.8	30.192	96.9	43.542	123.3	26.323	119.5	2:23.758	91.66	1.404	10:49:24.359
10 -	43.617	129.8	30.217	97.2	44.123	124.0	26.574	117.0	2:24.531	91.17	2.177	10:51:48.890
11 -	45.298	128.3	30.779	99.1	43.350	122.4	26.038	118.0	2:25.465	90.59	3.111	10:54:14.355
12 -	44.627	130.8	31.087	96.9	43.123	123.5	26.031	118.9	2:24.868	90.96	2.514	10:56:39.223
13 -	43.869	127.8	30.310	97.8	43.019	122.4	26.044	117.0	2:23.242	(3) 91.99	0.888	10:59:02.465

P12 27		William SMITH				Caterham 420R						
IDEAL LAP TIME : 2:21.745		BEST LAP TIME : 2:22.746				DIFFERENCE : 1.001						
LAP	SECTOR 1	SECTOR 2		SECTOR 3		SECTOR 4		LAP TIME	MPH	DIFF	TIME OF DAY	
1 -		131.5	30.455	97.5	43.907	127.0	26.029	118.2	2:28.689	88.62	5.943	10:30:17.473
2 -	44.348	130.5	30.050	98.5	42.747	125.4	25.813	119.7	2:22.958	(2) 92.17	0.212	10:32:40.431
3 -	43.530	132.8	30.136	98.5	43.217	125.4	25.863	120.0	2:22.746	(1) 92.31		10:35:03.177
4 -	44.285	126.6	29.901	98.5	42.858	123.5	25.952	117.2	2:22.996	(3) 92.15	0.250	10:37:26.173
5 -	43.797	130.8	30.311	98.1	42.785	126.6	26.123	119.1	2:23.016	92.14	0.270	10:39:49.189
6 -	44.241	130.0	30.067	97.9	43.081	125.4	25.841	116.8	2:23.230	92.00	0.484	10:42:12.419
7 -	43.284	130.0	30.686	96.2	44.244	126.8	26.071	118.2	2:24.285	91.33	1.539	10:44:36.704
8 -	44.453	128.8	30.099	96.2	43.137	127.8	26.033	117.6	2:23.722	91.68	0.976	10:47:00.426
9 -	43.606	128.5	30.224	93.5	43.327	124.2	25.846	117.8	2:23.003	92.15	0.257	10:49:23.429
10 -	43.458	126.8	30.513	93.5	43.417	125.2	26.522	114.5	2:23.910	91.56	1.164	10:51:47.339
11 -	47.287	127.8	30.811	96.9	43.022	125.2	26.621	116.8	2:27.741	89.19	4.995	10:54:15.080
12 -	44.204	130.3	31.004	97.3	43.080	126.8	26.284	117.4	2:24.572	91.15	1.826	10:56:39.652
13 -	43.828	129.0	30.143	97.1	42.846	125.9	26.634	115.1	2:23.451	91.86	0.705	10:59:03.103

P13 82		Stewart CALDER				Caterham 420R						
IDEAL LAP TIME : 2:22.034		BEST LAP TIME : 2:22.498				DIFFERENCE : 0.464						
LAP	SECTOR 1	SECTOR 2		SECTOR 3		SECTOR 4		LAP TIME	MPH	DIFF	TIME OF DAY	
1 -		131.8	31.446	95.3	44.895	122.0	25.983	120.4	2:31.540	86.95	9.042	10:30:20.324
2 -	44.278	129.8	30.160	97.9	43.088	125.6	25.714	119.3	2:23.240	(3) 91.99	0.742	10:32:43.564
3 -	44.283	124.7	29.542	97.9	43.444	121.3	25.936	116.1	2:23.205	(2) 92.02	0.707	10:35:06.769
4 -	44.474	124.0	30.091	97.2	42.944	122.9	25.866	115.7	2:23.375	91.91	0.877	10:37:30.144
5 -	44.771	122.4	29.801	96.6	43.061	122.6	25.889	115.5	2:23.522	91.81	1.024	10:39:53.666
6 -	44.444	122.6	30.139	96.9	43.325	122.2	26.037	114.9	2:23.945	91.54	1.447	10:42:17.611
7 -	44.812	121.7	30.058	96.6	43.822	123.8	25.755	119.5	2:24.447	91.22	1.949	10:44:42.058
8 -	44.360	125.9	30.215	98.2	42.943	124.0	25.815	119.3	2:23.333	91.93	0.835	10:47:05.391
9 -	43.854	130.0	29.931	98.3	43.018	122.9	25.695	118.0	2:22.498	(1) 92.47		10:49:27.889
10 -	45.004	124.5	29.663	98.1	43.827	122.0	26.404	115.1	2:24.898	90.94	2.400	10:51:52.787
11 -	44.983	123.3	30.463	98.2	43.274	121.1	26.250	115.9	2:24.970	90.90	2.472	10:54:17.757
12 -	45.173	122.0	30.035	96.8	44.282	119.6	26.202	114.9	2:25.692	90.44	3.194	10:56:43.449
13 -	44.905	121.5	29.862	94.6	43.233	120.6	26.219	115.3	2:24.219	91.37	1.721	10:59:07.668

P14 11		Elliott NORRIS				Caterham 420R						
IDEAL LAP TIME : 2:20.980		BEST LAP TIME : 2:22.238				DIFFERENCE : 1.258						
LAP	SECTOR 1	SECTOR 2		SECTOR 3		SECTOR 4		LAP TIME	MPH	DIFF	TIME OF DAY	
1 -		128.5	30.419	96.1	43.625	121.5	26.146	119.1	2:28.028	89.02	5.790	10:30:16.812
2 -	44.430	127.8	29.196	98.1	42.874	123.1	25.738	116.6	2:22.238	(1) 92.64		10:32:39.050
3 -	43.658	125.9	29.292	99.1	43.469	125.6	26.013	118.7	2:22.432	(2) 92.51	0.194	10:35:01.482
4 -	43.711	129.0	30.601	95.8	42.979	127.5	26.235	119.1	2:23.526	91.81	1.288	10:37:25.008
5 -	43.428	130.0	30.293	98.8	43.219	127.5	26.721	117.0	2:23.661	91.72	1.423	10:39:48.669
6 -	43.734	126.6	29.985	98.6	42.868	126.6	26.033	118.0	2:22.620	(3) 92.39	0.382	10:42:11.289
7 -	44.055	131.5	30.837	95.8	43.774	126.3	25.919	118.0	2:24.585	91.14	2.347	10:44:35.874
8 -	43.496	128.5	31.030	94.6	43.237	125.2	25.688	118.2	2:23.451	91.86	1.213	10:46:59.325
9 -	43.660	130.0	30.987	96.8	43.564	123.1	26.237	119.3	2:24.448	91.22	2.210	10:49:23.773
10 -	43.492	129.5	30.483	96.5	43.941	124.5	26.308	112.9	2:24.224	91.37	1.986	10:51:47.997
11 -	45.683	130.3	30.689	98.2	43.010	124.9	26.556	114.7	2:25.938	90.29	3.700	10:54:13.935
12 -	44.820	125.4	30.528	98.1	42.668	126.8	26.319	118.0	2:24.335	91.30	2.097	10:56:38.270
13 -	51.851	122.4	29.717	97.5	42.954	120.6	25.946	115.5	2:30.468	87.57	8.230	10:59:08.738

Weather / Track : Cloudy / Dry

Silverstone GP

Circuit Length = 3.6604 miles

Start: 10:27 Flag 10:58 End: 11:00

Avon Tyres Caterham Seven 420-R Championship

RACE 2 - SECTOR ANALYSIS

SECTOR 1 = FL to I1, SECTOR 2 = I1 to I2 SECTOR 3 = I2 to I3, SECTOR 4 = I3 to FL, DIFF = Difference To Personal Best Lap, P = Crossed Finish Line in Pit Lane, D = Time Disallowed

P15 66		Damian MILKINS				Caterham 420R						
IDEAL LAP TIME : 2:22.444		BEST LAP TIME : 2:22.842				DIFFERENCE : 0.398						
LAP	SECTOR 1	SECTOR 2		SECTOR 3		SECTOR 4		LAP TIME	MPH	DIFF	TIME OF DAY	
1 -		125.4	31.021	91.0	44.335	125.2	26.332	119.5	2:32.904	86.18	10.062	10:30:21.688
2 -	44.292	130.8	30.762	98.1	43.797	125.6	26.242	118.4	2:25.093	90.82	2.251	10:32:46.781
3 -	44.417	129.5	29.913	97.9	43.246	119.1	26.121	117.2	2:23.697 (3)	91.70	0.855	10:35:10.478
4 -	45.015	121.7	30.435	99.8	43.151	123.3	25.848	117.4	2:24.449	91.22	1.607	10:37:34.927
5 -	43.933	129.3	29.841	97.1	43.090	125.2	25.978	115.1	2:22.842 (1)	92.25		10:39:57.769
6 -	45.585	122.0	30.247	98.9	43.394	123.5	26.260	117.0	2:25.486	90.57	2.644	10:42:23.255
7 -	44.497	122.2	29.970	97.8	43.116	121.5	26.048	114.9	2:23.631 (2)	91.74	0.789	10:44:46.886
8 -	45.035	119.8	29.828	97.2	43.161	120.4	26.107	115.7	2:24.131	91.42	1.289	10:47:11.017
9 -	44.798	117.9	31.078	97.9	42.835	125.6	26.329	118.7	2:25.040	90.85	2.198	10:49:36.057
10 -	44.793	122.0	30.700	98.2	43.144	123.3	26.366	119.3	2:25.003	90.87	2.161	10:52:01.060
11 -	45.473	124.5	30.437	98.9	43.706	118.5	26.607	117.2	2:26.223	90.12	3.381	10:54:27.283
12 -	44.704	125.9	30.186	98.3	44.259	124.5	26.402	114.3	2:25.551	90.53	2.709	10:56:52.834
13 -	45.082	119.1	29.884	97.6	43.075	120.6	26.325	115.7	2:24.366	91.28	1.524	10:59:17.200

P16 81		Albert VELLA				Caterham 420R						
IDEAL LAP TIME : 2:22.268		BEST LAP TIME : 2:22.886				DIFFERENCE : 0.618						
LAP	SECTOR 1	SECTOR 2		SECTOR 3		SECTOR 4		LAP TIME	MPH	DIFF	TIME OF DAY	
1 -		128.0	32.233	94.6	43.918	118.1	26.965	120.2	2:32.759	86.26	9.873	10:30:21.543
2 -	44.178	130.3	30.578	97.3	43.922	123.5	26.257	119.3	2:24.935	90.92	2.049	10:32:46.478
3 -	44.684	125.2	30.249	97.9	42.952	123.8	26.068	116.3	2:23.953 (3)	91.54	1.067	10:35:10.431
4 -	45.228	123.1	30.687	97.9	43.185	125.6	25.827	118.9	2:24.927	90.92	2.041	10:37:35.358
5 -	43.822	131.3	30.272	97.9	42.890	127.3	25.902	118.9	2:22.886 (1)	92.22		10:39:58.244
6 -	44.977	127.0	30.096	93.8	43.357	121.7	26.350	115.7	2:24.780	91.01	1.894	10:42:23.024
7 -	44.751	121.1	30.428	98.3	43.092	124.7	26.146	119.5	2:24.417	91.24	1.531	10:44:47.441
8 -	44.652	124.5	30.256	98.3	43.412	122.6	26.280	118.9	2:24.600	91.13	1.714	10:47:12.041
9 -	43.738	127.3	30.644	97.9	43.216	121.3	26.231	116.6	2:23.829 (2)	91.62	0.943	10:49:35.870
10 -	44.851	123.8	30.439	96.6	43.280	120.0	26.545	115.9	2:25.115	90.80	2.229	10:52:00.985
11 -	45.544	120.4	30.193	97.2	43.793	119.8	26.369	115.9	2:25.899	90.32	3.013	10:54:26.884
12 -	44.835	121.7	30.300	96.0	44.301	119.1	26.637	119.3	2:26.073	90.21	3.187	10:56:52.957
13 -	45.629	124.9	29.813	98.8	42.940	124.2	26.154	119.3	2:24.536	91.17	1.650	10:59:17.493

P17 6		Ian SPARSHOTT				Caterham 420R						
IDEAL LAP TIME : 2:22.517		BEST LAP TIME : 2:23.015				DIFFERENCE : 0.498						
LAP	SECTOR 1	SECTOR 2		SECTOR 3		SECTOR 4		LAP TIME	MPH	DIFF	TIME OF DAY	
1 -		128.0	31.729	92.9	43.908	121.7	26.526	119.3	2:32.547	86.38	9.532	10:30:21.331
2 -	44.258	128.3	30.403	93.3	44.149	124.5	26.119	115.3	2:24.929	90.92	1.914	10:32:46.260
3 -	45.298	130.5	30.907	99.1	43.366	120.2	26.555	116.6	2:26.126	90.18	3.111	10:35:12.386
4 -	44.484	125.6	29.952	98.9	43.108	125.6	26.018	117.8	2:23.562 (3)	91.79	0.547	10:37:35.948
5 -	43.984	125.6	30.118	98.8	43.148	127.5	25.765	118.2	2:23.015 (1)	92.14		10:39:58.963
6 -	44.796	128.3	31.186	97.9	43.736	124.5	26.042	114.7	2:25.760	90.40	2.745	10:42:24.723
7 -	44.756	128.0	29.836	98.9	43.273	124.9	25.907	117.8	2:23.772	91.65	0.757	10:44:48.495
8 -	44.624	128.3	30.511	99.2	43.729	123.3	25.987	117.4	2:24.851	90.97	1.836	10:47:13.346
9 -	43.838	130.0	29.806	99.2	43.416	122.0	26.195	117.6	2:23.255 (2)	91.98	0.240	10:49:36.601
10 -	44.443	128.3	30.688	98.8	43.206	124.7	26.919	114.9	2:25.256	90.72	2.241	10:52:01.857
11 -	45.809	122.9	31.440	93.2	43.694	119.4	26.350	116.8	2:27.293	89.46	4.278	10:54:29.150
12 -	44.463	124.0	29.816	96.4	43.171	125.4	26.821	117.4	2:24.271	91.34	1.256	10:56:53.421
13 -	45.637	125.2	30.748	97.6	43.249	121.7	26.703	115.3	2:26.337	90.05	3.322	10:59:19.758

P18 22		Paul BROWES				Caterham 420R						
IDEAL LAP TIME : 2:23.126		BEST LAP TIME : 2:23.297				DIFFERENCE : 0.171						
LAP	SECTOR 1	SECTOR 2		SECTOR 3		SECTOR 4		LAP TIME	MPH	DIFF	TIME OF DAY	
1 -		131.3	31.467	94.1	44.106	124.7	26.438	120.0	2:33.491	85.85	10.194	10:30:22.275
2 -	44.534	127.8	31.102	81.5	45.164	122.6	26.211	115.7	2:27.011	89.63	3.714	10:32:49.286
3 -	44.398	125.6	29.899	96.9	43.132	125.4	26.403	119.3	2:23.832 (2)	91.61	0.535	10:35:13.118
4 -	44.371	129.0	31.424	97.1	44.652	121.5	26.053	115.3	2:26.500	89.95	3.203	10:37:39.618
5 -	44.759	124.0	31.105	96.4	43.342	126.8	26.174	118.7	2:25.380	90.64	2.083	10:40:04.998
6 -	44.474	122.6	30.501	95.3	43.450	122.2	26.047	114.5	2:24.472	91.21	1.175	10:42:29.470

Silverstone GP

Circuit Length = 3.6604 miles

Start: 10:27 Flag 10:58 End: 11:00

Weather / Track : Cloudy / Dry

Avon Tyres Caterham Seven 420-R Championship

RACE 2 - SECTOR ANALYSIS

SECTOR 1 = FL to I1, SECTOR 2 = I1 to I2 SECTOR 3 = I2 to I3, SECTOR 4 = I3 to FL, DIFF = Difference To Personal Best Lap, P = Crossed Finish Line in Pit Lane, D = Time Disallowed

7 -	44.864	126.3	29.975	97.5	43.050	121.3	26.103	115.7	2:23.992	91.51	0.695	10:44:53.462
8 -	44.622	123.5	29.815	97.5	43.476	120.9	26.034	114.9	2:23.947 (3)	91.54	0.650	10:47:17.409
9 -	44.688	123.3	30.433	97.1	43.220	120.9	26.195	116.6	2:24.536	91.17	1.239	10:49:41.945
10 -	44.898	120.0	31.235	97.2	42.989	122.6	26.152	114.7	2:25.274	90.70	1.977	10:52:07.219
11 -	44.684	124.5	30.420	97.3	43.514	119.8	26.208	115.7	2:24.826	90.99	1.529	10:54:32.045
12 -	44.398	123.5	29.743	97.9	42.978	122.4	26.178	117.0	2:23.297 (1)	91.96		10:56:55.342
13 -	45.056	122.9	29.774	99.4	43.489	121.3	26.323	118.4	2:24.642	91.10	1.345	10:59:19.984

P19 99		Simon LEDGER				Caterham 420R						
IDEAL LAP TIME : 2:22.021		BEST LAP TIME : 2:22.974				DIFFERENCE : 0.953						
LAP	SECTOR 1	SECTOR 2		SECTOR 3		SECTOR 4		LAP TIME	MPH	DIFF	TIME OF DAY	
1 -		126.3	31.556	92.3	44.017	121.3	26.341	120.8	2:33.119	86.06	10.145	10:30:21.903
2 -	44.838	129.0	30.982	84.0	44.345	124.7	26.046	118.2	2:26.211	90.12	3.237	10:32:48.114
3 -	44.162	130.8	30.856	98.9	43.412	123.3	26.239	120.4	2:24.669	91.08	1.695	10:35:12.783
4 -	44.307	122.6	31.253	98.5	42.681	126.1	26.243	119.1	2:24.484	91.20	1.510	10:37:37.267
5 -	45.238	126.6	30.172	97.6	43.383	122.9	25.825	116.3	2:24.618	91.12	1.644	10:40:01.885
6 -	44.421	123.8	31.304	71.0	44.268	123.8	26.018	115.9	2:26.011	90.25	3.037	10:42:27.896
7 -	44.596	122.9	29.730	98.3	42.969	123.3	26.057	115.9	2:23.352 (3)	91.92	0.378	10:44:51.248
8 -	44.642	123.8	29.775	97.2	42.835	124.2	25.722	118.9	2:22.974 (1)	92.16		10:47:14.222
9 -	43.888	127.8	30.015	97.5	42.794	127.5	26.432	121.7	2:23.129 (2)	92.06	0.155	10:49:37.351
10 -	44.940	130.3	30.374	98.6	43.362	122.9	26.415	117.0	2:25.091	90.82	2.117	10:52:02.442
11 -	46.621	127.8	31.319	96.9	43.206	124.7	26.167	120.6	2:27.313	89.45	4.339	10:54:29.755
12 -	44.768	131.3	30.402	97.9	43.744	124.2	26.362	117.0	2:25.276	90.70	2.302	10:56:55.031
13 -	45.771	128.0	29.812	99.2	43.350	123.5	26.304	119.5	2:25.237	90.73	2.263	10:59:20.268

P20 68		Gary WEATHERILL				Caterham 420R						
IDEAL LAP TIME : 2:21.646		BEST LAP TIME : 2:23.178				DIFFERENCE : 1.532						
LAP	SECTOR 1	SECTOR 2		SECTOR 3		SECTOR 4		LAP TIME	MPH	DIFF	TIME OF DAY	
1 -		123.5	31.913	95.4	44.466	124.2	26.328	118.7	2:33.936	85.60	10.758	10:30:22.720
2 -	44.702	127.8	30.951	93.7	45.285	124.2	26.177	118.7	2:27.115	89.57	3.937	10:32:49.835
3 -	44.245	129.0	30.693	97.3	43.676	123.3	25.799	118.2	2:24.413	91.25	1.235	10:35:14.248
4 -	43.546	131.5	31.361	97.3	44.477	120.2	26.455	120.4	2:25.839	90.35	2.661	10:37:40.087
5 -	44.575	128.0	30.448	96.2	43.550	122.0	26.183	115.1	2:24.756	91.03	1.578	10:40:04.843
6 -	44.565	125.2	30.879	96.9	43.394	125.9	25.907	119.3	2:24.745	91.04	1.567	10:42:29.588
7 -	44.814	123.5	30.429	98.6	43.271	123.5	25.999	117.4	2:24.513	91.18	1.335	10:44:54.101
8 -	44.432	127.3	30.055	98.3	43.314	123.8	25.955	118.2	2:23.756 (2)	91.66	0.578	10:47:17.857
9 -	44.448	128.3	30.473	99.1	43.092	124.9	26.130	120.2	2:24.143 (3)	91.42	0.965	10:49:42.000
10 -	44.766	124.5	30.505	97.3	43.086	120.4	26.159	115.3	2:24.516	91.18	1.338	10:52:06.516
11 -	45.462	121.5	30.827	95.8	43.228	124.5	26.354	119.1	2:25.871	90.33	2.693	10:54:32.387
12 -	44.635	127.0	29.576	98.9	42.725	124.5	26.242	119.3	2:23.178 (1)	92.03		10:56:55.565
13 -	45.322	127.0	29.954	99.1	43.361	124.0	26.512	118.9	2:25.149	90.78	1.971	10:59:20.714

P21 9		Matt DYER				Caterham 420R						
IDEAL LAP TIME : 2:20.788		BEST LAP TIME : 2:22.402				DIFFERENCE : 1.614						
LAP	SECTOR 1	SECTOR 2		SECTOR 3		SECTOR 4		LAP TIME	MPH	DIFF	TIME OF DAY	
1 -		131.0	30.785	89.3	44.145	123.1	25.483	118.7	2:29.473	88.16	7.071	10:30:18.257
2 -	43.835	131.5	30.050	98.6	42.818	122.4	25.731	120.0	2:22.434 (2)	92.51	0.032	10:32:40.691
3 -	43.387	128.8	29.826	98.9	43.231	120.2	25.958	119.5	2:22.402 (1)	92.53		10:35:03.093
4 -	44.480	127.8	30.137	99.1	42.514	127.5	25.646	117.6	2:22.777 (3)	92.29	0.375	10:37:25.870
5 -	43.029	131.3	30.356	99.5	43.361	124.7	26.278	117.8	2:23.024	92.13	0.622	10:39:48.894
6 -	44.173	128.3	30.710	98.2	42.741	125.6	25.536	117.2	2:23.160	92.04	0.758	10:42:12.054
7 -	43.419	128.5	30.823	95.5	43.034	126.1	25.716	118.0	2:22.992	92.15	0.590	10:44:35.046
8 -	43.702	129.3	31.046	99.5	42.630	127.0	25.835	119.1	2:23.213	92.01	0.811	10:46:58.259
9 -	43.746	128.3	30.598	96.6	42.990	123.3	25.576	118.4	2:22.910	92.21	0.508	10:49:21.169
10 -	44.115	129.3	30.333	98.1	43.040	121.7	26.217	117.4	2:23.705	91.70	1.303	10:51:44.874
11 -	1:10.384	120.4	30.000	91.8	43.506	120.2	26.026	115.3	2:49.916	77.55	27.514	10:54:34.790
12 -	44.311	123.3	29.762	96.9	43.023	120.6	26.514	115.7	2:23.610	91.76	1.208	10:56:58.400
13 -	45.204	122.2	30.074	98.6	43.151	121.1	25.961	115.1	2:24.390	91.26	1.988	10:59:22.790

Weather / Track : Cloudy / Dry

Silverstone GP

Circuit Length = 3.6604 miles

Start: 10:27 Flag 10:58 End: 11:00

Avon Tyres Caterham Seven 420-R Championship

RACE 2 - SECTOR ANALYSIS

SECTOR 1 = FL to I1, SECTOR 2 = I1 to I2 SECTOR 3 = I2 to I3, SECTOR 4 = I3 to FL, DIFF = Difference To Personal Best Lap, P = Crossed Finish Line in Pit Lane, D = Time Disallowed

P22 14		Luke BROWES				Caterham 420R						
IDEAL LAP TIME : 2:22.469		BEST LAP TIME : 2:22.749				DIFFERENCE : 0.280						
LAP	SECTOR 1	SECTOR 2		SECTOR 3		SECTOR 4		LAP TIME	MPH	DIFF	TIME OF DAY	
1 -		130.0	31.764	96.5	44.134	119.6	26.763	117.2	2:32.345	86.49	9.596	10:30:21.129
2 -	44.019	128.0	30.678	91.9	43.817	120.9	26.551	114.9	2:25.065	90.84	2.316	10:32:46.194
3 -	45.085	121.7	30.626	97.1	43.775	122.0	26.634	116.3	2:26.120	90.18	3.371	10:35:12.314
4 -	44.521	124.2	31.095	98.1	42.973	123.3	26.190	116.6	2:24.779	91.02	2.030	10:37:37.093
5 -	45.471	122.9	30.574	97.3	43.187	124.7	26.014	117.0	2:25.246	90.72	2.497	10:40:02.339
6 -	43.973	125.6	31.537	69.3	44.419	124.7	25.887	117.8	2:25.816	90.37	3.067	10:42:28.155
7 -	44.956	123.5	30.101	97.2	43.086	121.5	25.897	115.5	2:24.040 (3)	91.48	1.291	10:44:52.195
8 -	44.409	124.2	29.850	97.3	42.861	122.2	25.954	116.1	2:23.074 (2)	92.10	0.325	10:47:15.269
9 -	44.144	124.7	29.796	97.9	42.813	120.9	25.996	118.2	2:22.749 (1)	92.31		10:49:38.018
10 -	44.081	129.0	30.176	98.2	43.585	122.0	26.452	118.0	2:24.294	91.32	1.545	10:52:02.312
11 -	46.219	124.0	31.363	96.4	43.273	119.8	26.404	118.9	2:27.259	89.48	4.510	10:54:29.571
12 -	44.725	128.3	30.215	96.1	43.294	119.8	29.959	99.1	2:28.193	88.92	5.444	10:56:57.764
13 -	45.938	119.6	30.278	97.6	43.143	125.9	26.543	114.9	2:25.902	90.31	3.153	10:59:23.666

P23 44		John WHITEHOUSE				Caterham 420R						
IDEAL LAP TIME : 2:22.950		BEST LAP TIME : 2:23.369				DIFFERENCE : 0.419						
LAP	SECTOR 1	SECTOR 2		SECTOR 3		SECTOR 4		LAP TIME	MPH	DIFF	TIME OF DAY	
1 -		129.8	31.420	93.9	44.001	125.2	26.752	118.7	2:30.998	87.27	7.629	10:30:19.782
2 -	44.504	128.5	30.182	97.9	42.805	126.3	26.242	116.8	2:23.733 (2)	91.68	0.364	10:32:43.515
3 -	44.725	128.5	30.137	97.8	43.204	122.9	26.344	117.4	2:24.410	91.25	1.041	10:35:07.925
4 -	44.736	125.2	30.063	98.3	43.190	122.9	26.279	115.7	2:24.268 (3)	91.34	0.899	10:37:32.193
5 -	45.180	122.4	30.282	96.8	43.568	126.6	26.535	114.9	2:25.565	90.52	2.196	10:39:57.758
6 -	45.470	123.5	31.379	97.8	43.600	124.5	26.448	116.3	2:26.897	89.70	3.528	10:42:24.655
7 -	44.328	127.0	29.776	98.5	43.130	127.0	26.135	118.4	2:23.369 (1)	91.91		10:44:48.024
8 -	44.620	128.8	30.764	96.4	43.085	124.9	26.150	117.6	2:24.619	91.12	1.250	10:47:12.643
9 -	44.234	127.3	30.538	97.9	43.180	125.9	26.625	118.2	2:24.577	91.14	1.208	10:49:37.220
10 -	44.605	126.1	30.209	97.9	43.363	124.7	26.535	117.0	2:24.712	91.06	1.343	10:52:01.932
11 -	45.699	124.9	31.966	96.2	43.364	124.0	26.385	118.2	2:27.414	89.39	4.045	10:54:29.346
12 -	44.583	129.3	30.791	96.4	43.944	121.1	26.756	110.7	2:26.074	90.21	2.705	10:56:55.420
13 -	45.516	130.0	32.547	96.5	43.558	120.9	26.936	115.7	2:28.557	88.70	5.188	10:59:23.977

P24 55		Steve RUSTON				Caterham 420R						
IDEAL LAP TIME : 2:24.056		BEST LAP TIME : 2:24.654				DIFFERENCE : 0.598						
LAP	SECTOR 1	SECTOR 2		SECTOR 3		SECTOR 4		LAP TIME	MPH	DIFF	TIME OF DAY	
1 -		112.4	30.781	96.1	43.626	119.6	26.658	113.7	2:41.362	81.66	16.708	10:30:30.146
2 -	45.384	120.0	30.688	96.8	43.656	119.8	26.553	114.7	2:26.281	90.08	1.627	10:32:56.427
3 -	45.037	120.4	30.055	96.5	43.318	120.0	26.457	114.1	2:24.867	90.96	0.213	10:35:21.294
4 -	45.027	120.4	30.216	97.1	43.462	120.0	25.980	114.7	2:24.685 (2)	91.07	0.031	10:37:45.979
5 -	45.324	119.8	30.081	97.3	43.338	120.0	26.105	113.9	2:24.848	90.97	0.194	10:40:10.827
6 -	44.956	119.8	30.118	96.9	43.384	119.8	26.196	114.1	2:24.654 (1)	91.09		10:42:35.481
7 -	45.461	120.0	29.804	97.5	43.323	120.2	26.159	114.9	2:24.747	91.04	0.093	10:45:00.228
8 -	45.119	120.0	29.956	97.5	43.409	119.6	26.207	115.1	2:24.691 (3)	91.07	0.037	10:47:24.919
9 -	45.379	121.5	29.963	97.6	43.316	119.8	27.152	114.3	2:25.810	90.37	1.156	10:49:50.729
10 -	47.027	118.9	30.271	96.2	43.706	118.9	26.717	114.1	2:27.721	89.20	3.067	10:52:18.450
11 -	46.085	120.2	30.082	96.8	43.999	119.6	26.518	115.1	2:26.684	89.83	2.030	10:54:45.134
12 -	45.278	121.3	30.558	96.1	43.833	118.7	26.576	114.9	2:26.245	90.10	1.591	10:57:11.379
13 -	44.960	121.3	30.160	97.1	43.747	120.2	26.871	114.7	2:25.738	90.42	1.084	10:59:37.117

P25 47		Mark BENNETT				Caterham 420R						
IDEAL LAP TIME : 2:23.425		BEST LAP TIME : 2:24.253				DIFFERENCE : 0.828						
LAP	SECTOR 1	SECTOR 2		SECTOR 3		SECTOR 4		LAP TIME	MPH	DIFF	TIME OF DAY	
1 -		128.0	31.466	96.5	44.233	128.8	26.603	119.7	2:34.256	85.42	10.003	10:30:23.040
2 -	44.854	130.5	30.727	95.5	44.811	124.5	26.171	119.1	2:26.563	89.91	2.310	10:32:49.603
3 -	44.330	130.3	30.333	97.9	43.440	123.3	26.150	117.4	2:24.253 (1)	91.35		10:35:13.856
4 -	43.768	132.1	31.094	97.6	44.762	119.6	26.504	119.3	2:26.128	90.17	1.875	10:37:39.984
5 -	44.554	130.5	31.130	96.1	43.432	126.8	26.357	118.0	2:25.473	90.58	1.220	10:40:05.457
6 -	44.322	127.8	30.645	96.4	43.499	127.0	26.458	115.9	2:24.924 (3)	90.92	0.671	10:42:30.381

Silverstone GP
 Circuit Length = 3.6604 miles
 Start: 10:27 Flag 10:58 End: 11:00

Weather / Track : Cloudy / Dry

Avon Tyres Caterham Seven 420-R Championship

RACE 2 - SECTOR ANALYSIS

SECTOR 1 = FL to I1, SECTOR 2 = I1 to I2 SECTOR 3 = I2 to I3, SECTOR 4 = I3 to FL, DIFF = Difference To Personal Best Lap, P = Crossed Finish Line in Pit Lane, D = Time Disallowed

7 -	44.629	126.6	30.204	97.8	43.440	123.8	26.402	115.5	2:24.675 (2)	91.08	0.422	10:44:55.056
8 -	45.159	122.6	30.218	96.2	43.972	119.6	26.465	114.5	2:25.814	90.37	1.561	10:47:20.870
9 -	45.232	121.7	30.075	96.8	43.829	119.6	27.235	112.2	2:26.371	90.03	2.118	10:49:47.241
10 -	45.371	120.2	30.420	92.6	44.057	119.6	26.874	115.1	2:26.722	89.81	2.469	10:52:13.963
11 -	46.434	120.6	30.994	88.1	44.018	120.6	26.830	115.3	2:28.276	88.87	4.023	10:54:42.239
12 -	45.793	121.3	30.169	96.0	43.777	119.1	26.832	114.9	2:26.571	89.90	2.318	10:57:08.810
13 -	45.288	121.1	30.161	95.1	43.809	120.9	26.701	114.5	2:25.959	90.28	1.706	10:59:34.769

P26 64		Tom EDEN				Caterham 420R						
IDEAL LAP TIME : 2:21.389		BEST LAP TIME : 2:22.546				DIFFERENCE : 1.157						
LAP	SECTOR 1	SECTOR 2		SECTOR 3		SECTOR 4		LAP TIME	MPH	DIFF	TIME OF DAY	
1 -		132.1	30.416	99.5	43.042	127.5	25.779	120.0	2:25.867	90.34	3.321	10:30:14.651
2 -	44.452	127.8	29.621	100.4	42.740	128.0	25.733	120.8	2:22.546 (1)	92.44		10:32:37.197
3 -	43.706	130.0	30.712	98.1	43.400	127.8	26.082	118.9	2:23.900	91.57	1.354	10:35:01.097
4 -	43.721	127.0	30.776	96.8	43.036	124.2	25.833	118.7	2:23.366	91.91	0.820	10:37:24.463
5 -	43.443	131.3	30.973	100.1	43.152	130.3	25.763	118.2	2:23.331	91.93	0.785	10:39:47.794
6 -	43.295	130.8	31.018	99.2	42.946	126.6	25.864	119.5	2:23.123 (2)	92.07	0.577	10:42:10.917
7 -	43.914	123.8	30.806	97.8	43.122	123.8	25.910	117.8	2:23.752	91.67	1.206	10:44:34.669
8 -	43.523	117.1	30.734	99.4	42.864	124.0	26.119	121.1	2:23.240 (3)	91.99	0.694	10:46:57.909
9 -	44.399	128.3	30.540	95.0	43.658	124.7	25.772	120.2	2:24.369	91.27	1.823	10:49:22.278

P27 10		Wesley FOX				Caterham 420R						
IDEAL LAP TIME : 2:21.758		BEST LAP TIME : 2:22.504				DIFFERENCE : 0.746						
LAP	SECTOR 1	SECTOR 2		SECTOR 3		SECTOR 4		LAP TIME	MPH	DIFF	TIME OF DAY	
1 -		128.0	30.527	97.9	43.998	126.3	25.948	120.8	2:28.327	88.84	5.823	10:30:17.111
2 -	44.330	131.8	30.568	97.2	42.932	124.5	26.048	119.5	2:23.878	91.59	1.374	10:32:40.989
3 -	43.293	132.1	30.071	97.8	43.226	126.3	25.929	119.1	2:22.519 (2)	92.46	0.015	10:35:03.508
4 -	44.340	132.3	30.444	98.9	42.745	127.3	25.751	118.2	2:23.280 (3)	91.97	0.776	10:37:26.788
5 -	43.320	132.8	29.969	98.6	43.061	125.4	26.154	120.8	2:22.504 (1)	92.47		10:39:49.292
6 -	44.584	131.3	30.228	98.8	43.070	124.2	26.107	118.7	2:23.989	91.51	1.485	10:42:13.281
7 -	43.425	129.5	30.411	96.6	53.866	114.9	26.079	117.4	2:33.781	85.69	11.277	10:44:47.062
8 -	44.997	125.9	29.974	96.4	43.340	120.9	26.217	116.6	2:24.528	91.17	2.024	10:47:11.590
9 -	44.215	120.2	30.181	98.2	43.136	119.8	37.015	88.3	2:34.547	85.26	12.043	10:49:46.137

P28 15		Paul DONKIN				Caterham 420R						
IDEAL LAP TIME : 2:22.081		BEST LAP TIME : 2:22.378				DIFFERENCE : 0.297						
LAP	SECTOR 1	SECTOR 2		SECTOR 3		SECTOR 4		LAP TIME	MPH	DIFF	TIME OF DAY	
1 -		131.5	31.030	93.0	44.299	121.7	26.333	117.8	2:32.967	86.14	10.589	10:30:21.751
2 -	44.273	130.5	30.976	94.9	43.680	124.7	26.325	119.5	2:25.254	90.72	2.876	10:32:47.005
3 -	45.190	128.8	30.647	98.1	43.449	123.8	26.293	118.9	2:25.579	90.51	3.201	10:35:12.584
4 -	44.365	125.6	30.288	98.1	43.083	125.6	25.773	120.2	2:23.509 (3)	91.82	1.131	10:37:36.093
5 -	43.820	128.5	29.718	99.1	43.208	126.1	25.632	119.1	2:22.378 (1)	92.55		10:39:58.471
6 -	45.330	130.8	30.977	97.9	43.443	119.1	26.281	114.9	2:26.031	90.23	3.653	10:42:24.502
7 -	43.872	125.4	29.969	98.9	43.209	126.8	26.099	119.7	2:23.149 (2)	92.05	0.771	10:44:47.651
8 -	44.580	129.0	30.620	98.2	43.044	127.0	26.329	118.4	2:24.573	91.14	2.195	10:47:12.224
9 -	43.687	131.5	29.830	96.1	43.447	114.7		IN PIT	3:01.735 P	72.51	39.357	10:50:13.959

P29 23		Justin ARMSTRONG				Caterham 420R						
IDEAL LAP TIME :		BEST LAP TIME :				DIFFERENCE :						
LAP	SECTOR 1	SECTOR 2		SECTOR 3		SECTOR 4		LAP TIME	MPH	DIFF	TIME OF DAY	
1 -		127.3	31.463	93.2	49.578	68.6		IN PIT	2:45.789 P	79.48		10:30:34.573

Avon Tyres Caterham Seven 420-R Championship

RACE 2 - LAP CHART

LAP 1 @ 10:30:13.180			LAP 2 @ 10:32:36.199			LAP 3 @ 10:34:59.633			LAP 4 @ 10:37:22.788			LAP 5 @ 10:39:46.190		
NO	BEHIND	LAP TIME	NO	BEHIND	LAP TIME	NO	BEHIND	LAP TIME	NO	BEHIND	LAP TIME	NO	BEHIND	LAP TIME
78		2:24.396	78		2:23.019	78		2:23.434	32		2:22.872	32		2:23.402
3	0.140	2:24.536	3	0.315	2:23.194	32	0.283	2:22.980	3	0.317	2:23.104	78	0.060	2:23.011
32	0.385	2:24.781	32	0.737	2:23.371	3	0.368	2:23.487	78	0.451	2:23.606	3	0.329	2:23.414
90	0.511	2:24.907	90	0.797	2:23.305	90	0.985	2:23.622	90	0.892	2:23.062	90	0.702	2:23.212
5	1.252	2:25.648	64	0.998	2:22.546	5	1.142	2:23.195	5	1.275	2:23.288	5	1.193	2:23.320
64	1.471	2:25.867	5	1.381	2:23.148	64	1.464	2:23.900	64	1.675	2:23.366	64	1.604	2:23.331
4	3.441	2:27.837	11	2.851	2:22.238	11	1.849	2:22.432	35	1.846	2:22.989	11	2.479	2:23.661
11	3.632	2:28.028	35	3.691	2:22.942	35	2.012	2:21.755	11	2.220	2:23.526	35	2.622	2:24.178
35	3.768	2:28.164	4	4.070	2:23.648	4	3.281	2:22.645	4	2.337	2:22.211	9	2.704	2:23.024
10	3.931	2:28.327	27	4.232	2:22.958	9	3.460	2:22.402	9	3.082	2:22.777	46	2.810	2:22.749
27	4.293	2:28.689	9	4.492	2:22.434	27	3.544	2:22.746	27	3.385	2:22.996	4	2.818	2:23.883
58	4.550	2:28.946	10	4.790	2:23.878	10	3.875	2:22.519	46	3.463	2:22.392	27	2.999	2:23.016
9	5.077	2:29.473	58	5.147	2:23.616	46	4.226	2:22.496	10	4.000	2:23.280	10	3.102	2:22.504
93	6.368	2:30.764	46	5.164	2:21.166	58	4.309	2:22.596	93	4.150	2:22.432	93	3.269	2:22.521
44	6.602	2:30.998	93	6.234	2:22.885	93	4.873	2:22.073	58	4.628	2:23.474	58	3.580	2:22.354
46	7.017	2:31.413	44	7.316	2:23.733	82	7.136	2:23.205	82	7.356	2:23.375	82	7.476	2:23.522
82	7.144	2:31.540	82	7.365	2:23.240	44	8.292	2:24.410	44	9.405	2:24.268	60	10.592	2:22.429
14	7.949	2:32.345	14	9.995	2:25.065	81	10.798	2:23.953	60	11.565	2:23.712	44	11.568	2:25.565
6	8.151	2:32.547	6	10.061	2:24.929	66	10.845	2:23.697	66	12.139	2:24.449	66	11.579	2:22.842
81	8.363	2:32.759	81	10.279	2:24.935	60	11.008	2:23.560	81	12.570	2:24.927	81	12.054	2:22.886
66	8.508	2:32.904	66	10.582	2:25.093	14	12.681	2:26.120	6	13.160	2:23.562	15	12.281	2:22.378
15	8.571	2:32.967	15	10.806	2:25.254	6	12.753	2:26.126	15	13.305	2:23.509	6	12.773	2:23.015
99	8.723	2:33.119	60	10.882	2:24.046	15	12.951	2:25.579	14	14.305	2:24.779	99	15.695	2:24.618
22	9.095	2:33.491	99	11.915	2:26.211	99	13.150	2:24.669	99	14.479	2:24.484	14	16.149	2:25.246
68	9.540	2:33.936	22	13.087	2:27.011	22	13.485	2:23.832	22	16.830	2:26.500	68	18.653	2:24.756
60	9.855	2:34.251	47	13.404	2:26.563	47	14.223	2:24.253	47	17.196	2:26.128	22	18.808	2:25.380
47	9.860	2:34.256	68	13.636	2:27.115	68	14.615	2:24.413	68	17.299	2:25.839	47	19.267	2:25.473
55	16.966	2:41.362	55	20.228	2:26.281	55	21.661	2:24.867	55	23.191	2:24.685	55	24.637	2:24.848
23	21.393	2:45.789 P												

Weather / Track : Cloudy / Dry

Silverstone GP

Circuit Length = 3.6604 miles

Start: 10:27 Flag 10:58 End: 11:00

Avon Tyres Caterham Seven 420-R Championship

RACE 2 - LAP CHART

LAP 6 @ 10:42:09.685			LAP 7 @ 10:44:33.585			LAP 8 @ 10:46:56.853			LAP 9 @ 10:49:20.436			LAP 10 @ 10:51:44.067		
NO	BEHIND	LAP TIME	NO	BEHIND	LAP TIME	NO	BEHIND	LAP TIME	NO	BEHIND	LAP TIME	NO	BEHIND	LAP TIME
78		2:23.435	32		2:23.745	3		2:22.695	32		2:23.575	32		2:23.631
32	0.155	2:23.650	78	0.074	2:23.974	32	0.008	2:23.276	78	0.009	2:23.419	78	0.223	2:23.845
90	0.409	2:23.202	3	0.573	2:23.953	78	0.173	2:23.367	3	0.339	2:23.922	3	0.351	2:23.643
3	0.520	2:23.686	64	1.084	2:23.752	90	1.019	2:22.508	9	0.733	2:22.910	9	0.807	2:23.705
5	0.991	2:23.293	9	1.461	2:22.992	64	1.056	2:23.240	90	1.533	2:24.097	90	2.549	2:24.647
64	1.232	2:23.123	90	1.779	2:25.270	9	1.406	2:23.213	5	1.632	2:23.623	27	3.272	2:23.910
11	1.604	2:22.620	5	1.787	2:24.696	5	1.592	2:23.073	64	1.842	2:24.369	5	3.466	2:25.465
46	1.626	2:22.311	11	2.289	2:24.585	35	1.879	2:22.556	46	2.146	2:23.079	46	3.567	2:25.052
9	2.369	2:23.160	46	2.332	2:24.606	11	2.472	2:23.451	35	2.471	2:24.175	11	3.930	2:24.224
27	2.734	2:23.230	35	2.591	2:23.384	46	2.650	2:23.586	27	2.993	2:23.003	35	3.939	2:25.099
4	2.864	2:23.541	4	2.630	2:23.666	4	3.063	2:23.701	11	3.337	2:24.448	93	4.413	2:24.510
35	3.107	2:23.980	93	2.758	2:23.312	93	3.077	2:23.587	4	3.493	2:24.013	4	4.422	2:24.560
93	3.346	2:23.572	27	3.119	2:24.285	27	3.573	2:23.722	93	3.534	2:24.040	58	4.823	2:24.531
10	3.596	2:23.989	58	3.298	2:23.286	58	3.748	2:23.718	58	3.923	2:23.758	60	7.071	2:24.065
58	3.912	2:23.827	60	8.227	2:22.558	60	8.194	2:23.235	60	6.637	2:22.026	82	8.720	2:24.898
82	7.926	2:23.945	82	8.473	2:24.447	82	8.538	2:23.333	82	7.453	2:22.498	81	16.918	2:25.115
60	9.569	2:22.472	66	13.301	2:23.631	66	14.164	2:24.131	81	15.434	2:23.829	66	16.993	2:25.003
81	13.339	2:24.780	10	13.477	2:33.781	10	14.737	2:24.528	66	15.621	2:25.040	6	17.790	2:25.256
66	13.570	2:25.486	81	13.856	2:24.417	81	15.188	2:24.600	6	16.165	2:23.255	44	17.865	2:24.712
15	14.817	2:26.031	15	14.066	2:23.149	15	15.371	2:24.573	44	16.784	2:24.577	14	18.245	2:24.294
44	14.970	2:26.897	44	14.439	2:23.369	44	15.790	2:24.619	99	16.915	2:23.129	99	18.375	2:25.091
6	15.038	2:25.760	6	14.910	2:23.772	6	16.493	2:24.851	14	17.582	2:22.749	68	22.449	2:24.516
99	18.211	2:26.011	99	17.663	2:23.352	99	17.369	2:22.974	22	21.509	2:24.536	22	23.152	2:25.274
14	18.470	2:25.816	14	18.610	2:24.040	14	18.416	2:23.074	68	21.564	2:24.143	47	29.896	2:26.722
22	19.785	2:24.472	22	19.877	2:23.992	22	20.556	2:23.947	10	25.701	2:34.547	55	34.383	2:27.721
68	19.903	2:24.745	68	20.516	2:24.513	68	21.004	2:23.756	47	26.805	2:26.371			
47	20.696	2:24.924	47	21.471	2:24.675	47	24.017	2:25.814	55	30.293	2:25.810			
55	25.796	2:24.654	55	26.643	2:24.747	55	28.066	2:24.691	15	53.523	3:01.735 P			

Weather / Track : Cloudy / Dry

Silverstone GP

Circuit Length = 3.6604 miles

Start: 10:27 Flag 10:58 End: 11:00

Avon Tyres Caterham Seven 420-R Championship

RACE 2 - LAP CHART

LAP 11 @ 10:54:07.937			LAP 12 @ 10:56:30.844			LAP 13 @ 10:58:54.031		
NO	BEHIND	LAP TIME	NO	BEHIND	LAP TIME	NO	BEHIND	LAP TIME
78		2:23.647	32		2:22.373	32		2:23.187
32	0.534	2:24.404	78	0.043	2:22.950	78	0.029	2:23.173
90	2.125	2:23.446	90	1.716	2:22.498	90	1.083	2:22.554
93	4.530	2:23.987	46	6.114	2:23.325	46	5.406	2:22.479
5	4.910	2:25.314	5	6.639	2:24.636	35	5.647	2:22.070
35	5.037	2:24.968	35	6.764	2:24.634	5	6.264	2:22.812
46	5.696	2:25.999	93	7.048	2:25.425	93	6.816	2:22.955
11	5.998	2:25.938	11	7.426	2:24.335	60	6.974	2:22.164
4	6.006	2:25.454	4	7.617	2:24.518	3	7.291	2:22.802
58	6.418	2:25.465	3	7.676	2:22.371	4	7.503	2:23.073
60	6.576	2:23.375	60	7.997	2:24.328	58	8.434	2:23.242
27	7.143	2:27.741	58	8.379	2:24.868	27	9.072	2:23.451
3	8.212	2:31.731	27	8.808	2:24.572	82	13.637	2:24.219
82	9.820	2:24.970	82	12.605	2:25.692	11	14.707	2:30.468
81	18.947	2:25.899	66	21.990	2:25.551	66	23.169	2:24.366
66	19.346	2:26.223	81	22.113	2:26.073	81	23.462	2:24.536
6	21.213	2:27.293	6	22.577	2:24.271	6	25.727	2:26.337
44	21.409	2:27.414	99	24.187	2:25.276	22	25.953	2:24.642
14	21.634	2:27.259	22	24.498	2:23.297	99	26.237	2:25.237
99	21.818	2:27.313	44	24.576	2:26.074	68	26.683	2:25.149
22	24.108	2:24.826	68	24.721	2:23.178	9	28.759	2:24.390
68	24.450	2:25.871	14	26.920	2:28.193	14	29.635	2:25.902
9	26.853	2:49.916	9	27.556	2:23.610	44	29.946	2:28.557
47	34.302	2:28.276	47	37.966	2:26.571	47	40.738	2:25.959
55	37.197	2:26.684	55	40.535	2:26.245	55	43.086	2:25.738

Weather / Track : Cloudy / Dry

Results can be found at www.tsl-timing.com

Page 3 of 3

Silverstone GP
 Circuit Length = 3.6604 miles
 Start: 10:27 Flag 10:58 End: 11:00

Printed - 11:02 Sunday, 11 June 2017

Avon Tyres Caterham Seven 420-R Championship

RACE 2 - POSITION CHART

No	Name	Lap													
		Pos	1	2	3	4	5	6	7	8	9	10	11	12	13
3	BYRNE	1	78	78	78	32	32	78	32	3	32	32	78	32	32
78	WINSTANLEY	2	3	3	32	3	78	32	78	32	78	78	32	78	78
32	WIGGINS	3	32	32	3	78	3	90	3	78	3	3	90	90	
90	BROWN	4	90	90	90	90	90	3	64	90	9	9	93	46	46
5	STEVENS	5	5	64	5	5	5	5	9	64	90	90	5	5	35
64	EDEN	6	64	5	64	64	64	64	90	9	5	27	35	35	5
35	SALES	7	4	11	11	35	11	11	5	5	64	5	46	93	93
9	DYER	8	11	35	35	11	35	46	11	35	46	46	11	11	60
4	BARNES	9	35	4	4	4	9	9	46	11	35	11	4	4	3
11	NORRIS	10	10	27	9	9	46	27	35	46	27	35	58	3	4
58	AINSCOUGH	11	27	9	27	27	4	4	4	4	11	93	60	60	58
27	SMITH	12	58	10	10	46	27	35	93	93	4	4	27	58	27
10	FOX	13	9	58	46	10	10	93	27	27	93	58	3	27	82
81	VELLA	14	93	46	58	93	93	10	58	58	58	60	82	82	11
82	CALDER	15	44	93	93	58	58	58	60	60	60	82	81	66	66
6	SPARSHOTT	16	46	44	82	82	82	82	82	82	82	81	66	81	81
23	ARMSTRONG	17	82	82	44	44	60	60	66	66	81	66	6	6	6
14	BROWES	18	14	14	81	60	44	81	10	10	66	6	44	99	22
44	WHITEHOUSE	19	6	6	66	66	66	66	81	81	6	44	14	22	99
68	WEATHERILL	20	81	81	60	81	81	15	15	15	44	14	99	44	68
99	LEDGER	21	66	66	14	6	15	44	44	44	99	99	22	68	9
55	RUSTON	22	15	15	6	15	6	6	6	6	14	68	68	14	14
47	BENNETT	23	99	60	15	14	99	99	99	99	22	22	9	9	44
66	MILKINS	24	22	99	99	99	14	14	14	14	68	47	47	47	47
93	SINCLAIR	25	68	22	22	22	68	22	22	22	10	55	55	55	55
22	BROWES	26	60	47	47	47	22	68	68	68	47				
46	NUTTALL	27	47	68	68	68	47	47	47	47	55				
15	DONKIN	28	55	55	55	55	55	55	55	55	15				
60	THACKER	29	23												

Weather / Track : Cloudy / Dry

Results can be found at www.tsl-timing.com

Silverstone GP
 Circuit Length = 3.6604 miles
 Start: 10:27 Flag 10:58 End: 11:00

Printed - 11:03 Sunday, 11 June 2017

Avon Tyres Caterham Seven 420-R Championship

RACE 2 - BEST SPEEDS

POS	INTERMEDIATE 1		INTERMEDIATE 2		INTERMEDIATE 3		FINISH LINE		MPH			
	NO	NAME	MPH	NO	NAME	MPH	NO	NAME				
1	5	STEVENS	132.8	32	WIGGINS	100.9	93	SINCLAIR	131.0	90	BROWN	122.4
2	27	SMITH	132.8	78	WINSTANLEY	100.7	64	EDEN	130.3	46	NUTTALL	122.2
3	10	FOX	132.8	3	BYRNE	100.7	46	NUTTALL	129.8	60	THACKER	122.2
4	46	NUTTALL	132.6	64	EDEN	100.4	35	SALES	129.8	78	WINSTANLEY	122.0
5	93	SINCLAIR	132.6	90	BROWN	100.3	58	AINSCOUGH	129.5	93	SINCLAIR	121.7
6	58	AINSCOUGH	132.6	93	SINCLAIR	100.1	90	BROWN	129.0	99	LEDGER	121.7
7	64	EDEN	132.6	58	AINSCOUGH	99.8	47	BENNETT	128.8	32	WIGGINS	121.3
8	35	SALES	132.3	66	MILKINS	99.8	32	WIGGINS	128.3	3	BYRNE	121.3
9	47	BENNETT	132.1	46	NUTTALL	99.5	27	SMITH	127.8	64	EDEN	121.1
10	82	CALDER	131.8	60	THACKER	99.5	11	NORRIS	127.5	10	FOX	120.8
11	4	BARNES	131.5	9	DYER	99.5	6	SPARSHOTT	127.5	4	BARNES	120.4
12	11	NORRIS	131.5	35	SALES	99.4	99	LEDGER	127.5	58	AINSCOUGH	120.4
13	68	WEATHERILL	131.5	22	BROWES	99.4	9	DYER	127.5	82	CALDER	120.4
14	9	DYER	131.5	6	SPARSHOTT	99.2	78	WINSTANLEY	127.3	68	WEATHERILL	120.4
15	15	DONKIN	131.5	99	LEDGER	99.2	3	BYRNE	127.3	35	SALES	120.2
16	81	VELLA	131.3	5	STEVENS	99.1	81	VELLA	127.3	81	VELLA	120.2
17	22	BROWES	131.3	11	NORRIS	99.1	10	FOX	127.3	15	DONKIN	120.2
18	99	LEDGER	131.3	68	WEATHERILL	99.1	44	WHITEHOUSE	127.0	27	SMITH	120.0
19	60	THACKER	130.8	15	DONKIN	99.1	15	DONKIN	127.0	22	BROWES	120.0
20	66	MILKINS	130.8	10	FOX	98.9	4	BARNES	126.8	9	DYER	120.0
21	3	BYRNE	130.5	4	BARNES	98.8	22	BROWES	126.8	5	STEVENS	119.7
22	6	SPARSHOTT	130.5	81	VELLA	98.8	68	WEATHERILL	125.9	47	BENNETT	119.7
23	14	BROWES	130.0	27	SMITH	98.5	14	BROWES	125.9	66	MILKINS	119.5
24	44	WHITEHOUSE	130.0	44	WHITEHOUSE	98.5	5	STEVENS	125.6	11	NORRIS	119.3
25	90	BROWN	129.5	82	CALDER	98.3	82	CALDER	125.6	6	SPARSHOTT	119.3
26	32	WIGGINS	128.5	14	BROWES	98.2	66	MILKINS	125.6	14	BROWES	118.9
27	78	WINSTANLEY	127.3	47	BENNETT	97.9	60	THACKER	125.2	44	WHITEHOUSE	118.7
28	23	ARMSTRONG	127.3	55	RUSTON	97.6	55	RUSTON	120.2	55	RUSTON	115.1
29	55	RUSTON	121.5	23	ARMSTRONG	93.2	23	ARMSTRONG	68.6			

Weather / Track : Cloudy / Dry

Results can be found at www.tsl-timing.com

Silverstone GP
Circuit Length = 3.6604 miles
Start: 10:27 Flag 10:58 End: 11:00

Printed - 11:02 Sunday, 11 June 2017

