



ALACO Motorsport Logistics Caterham Seven 270R Championship

Thruxton Circuit

1st / 2nd September 2018



Results Provided by Timing Solutions Ltd
www.tsl-timing.com

ALACO Motorsport Logistics Caterham Seven 270R Championship

QUALIFYING - RACE 5 - CLASSIFICATION

POS	NO	NAME	ENTRY	TIME	ON	LAPS	GAP	DIFF	MPH
1	92	Jamie FALVEY	Caterham 270R	1:27.441	6	7			96.99
2	88	Pete WALTERS	Caterham 270R	1:28.560	1	12	1.119	1.119	95.77
3	25	Jay MCCORMACK	Caterham 270R	1:28.587	3	12	1.146	0.027	95.74
4	23	Matt TOPHAM	Caterham 270R	1:28.651	10	12	1.210	0.064	95.67
5	9	Caroline EVERETT	Caterham 270R	1:28.909	6	12	1.468	0.258	95.39
6	45	Chris BATES	Caterham 270R	1:28.963	8	12	1.522	0.054	95.33
7	57	Nilesh PARMAR	Caterham 270R	1:29.184	5	12	1.743	0.221	95.10
8	19	Douglas CHRISTIE	Caterham 270R	1:29.401	4	12	1.960	0.217	94.87
9	26*	Paul VERNON	Caterham 270R	1:29.418	3	12	1.977	0.017	94.85
10	71	John SHIVERAL	Caterham 270R	1:29.426	8	12	1.985	0.008	94.84
11	66	Kieran MCALEER	Caterham 270R	1:29.429	9	11	1.988	0.003	94.84
12	8	Geoff PRICE	Caterham 270R	1:29.588	3	12	2.147	0.159	94.67
13	22	Gary SMITH	Caterham 270R	1:29.757	12	12	2.316	0.169	94.49
14	18	Dave BULLOCK	Caterham 270R	1:29.891	9	12	2.450	0.134	94.35
15	11	Mark ROBERTS	Caterham 270R	1:30.135	9	11	2.694	0.244	94.09
16	29	Tim CHILD	Caterham 270R	1:30.443	12	12	3.002	0.308	93.77
17	42	Ian FORTESCUE	Caterham 270R	1:30.548	12	12	3.107	0.105	93.66
18	3	James ELVERY	Caterham 270R	1:31.057	6	11	3.616	0.509	93.14
19	68	Chris WELCH	Caterham 270R	1:31.240	8	12	3.799	0.183	92.95
20	33	Surhid CHATTERJEE	Caterham 270R	1:32.802	12	12	5.361	1.562	91.39
21	27	Russell TREENTER	Caterham 270R	1:33.134	12	12	5.693	0.332	91.06

Car 26 – Transponder stopped working, please check fitting

Thruxton
 Circuit Length = 2.3560 miles
 Start: 11:01 Flag 11:21 End: 11:23

Weather / Track : Bright / Dry
 These results are provisional until the conclusion of any judicial and technical matters.

Clerk Of Course :	Timekeeper :
-------------------	--------------

Results can be found at www.tsl-timing.com

Printed - 11:25 Saturday, 01 September 2018



ALACO Motorsport Logistics Caterham Seven 270R Championship

QUALIFYING - RACE 5 - LAP ANALYSIS

DIFF = Difference To Personal Best Lap

P1 92 Jamie FALVEY				
LAP	LAP TIME	DIFF	MPH	TIME OF DAY
1 -	1:28.814	1.373	95.49	11:05:16.478
2 -	1:27.630 (3)	0.189	96.78	11:06:44.108
3 -	1:31.142	3.701	93.05	11:08:15.250
4 -	1:27.511 (2)	0.070	96.92	11:09:42.761
5 -	1:34.626	7.185	89.63	11:11:17.387
6 -	1:27.441 (1)		96.99	11:12:44.828
7 -	2:11.558 P	44.117	64.47	11:14:56.386

P2 88 Pete WALTERS				
LAP	LAP TIME	DIFF	MPH	TIME OF DAY
1 -	1:28.560 (1)		95.77	11:05:08.086
2 -	1:29.731	1.171	94.52	11:06:37.817
3 -	1:30.083	1.523	94.15	11:08:07.900
4 -	1:29.347 (2)	0.787	94.92	11:09:37.247
5 -	1:30.518	1.958	93.70	11:11:07.765
6 -	1:29.647 (3)	1.087	94.61	11:12:37.412
7 -	1:30.847	2.287	93.36	11:14:08.259
8 -	1:29.795	1.235	94.45	11:15:38.054
9 -	1:33.077	4.517	91.12	11:17:11.131
10 -	1:32.829	4.269	91.36	11:18:43.960
11 -	1:36.174	7.614	88.19	11:20:20.134
12 -	1:37.137	8.577	87.31	11:21:57.271

P3 25 Jay MCCORMACK				
LAP	LAP TIME	DIFF	MPH	TIME OF DAY
1 -	1:29.301	0.714	94.97	11:05:07.144
2 -	1:29.039 (3)	0.452	95.25	11:06:36.183
3 -	1:28.587 (1)		95.74	11:08:04.770
4 -	1:31.317	2.730	92.88	11:09:36.087
5 -	1:29.142	0.555	95.14	11:11:05.229
6 -	1:33.743	5.156	90.47	11:12:38.972
7 -	1:28.616 (2)	0.029	95.71	11:14:07.588
8 -	1:31.330	2.743	92.86	11:15:38.918
9 -	4:34.656 D	6.069	89.60	11:17:13.574
10 -	1:29.203	0.616	95.08	11:18:42.777
11 -	1:40.565	11.978	84.33	11:20:23.342
12 -	1:38.721	10.134	85.91	11:22:02.063

P4 23 Matt TOPHAM				
LAP	LAP TIME	DIFF	MPH	TIME OF DAY
1 -	1:30.131	1.480	94.10	11:05:03.632
2 -	1:29.515	0.864	94.75	11:06:33.147
3 -	1:31.520	2.869	92.67	11:08:04.667
4 -	1:29.462	0.811	94.80	11:09:34.129
5 -	1:33.126	4.475	91.07	11:11:07.255
6 -	1:29.302 (3)	0.651	94.97	11:12:36.557
7 -	1:32.600	3.949	91.59	11:14:09.157
8 -	1:28.768 (2)	0.117	95.54	11:15:37.925
9 -	1:34.526	5.875	89.72	11:17:12.451
10 -	1:28.651 (1)		95.67	11:18:41.102
11 -	1:37.702	9.051	86.81	11:20:18.804
12 -	1:34.352	5.701	89.89	11:21:53.156

P5 9 Caroline EVERETT				
LAP	LAP TIME	DIFF	MPH	TIME OF DAY
1 -	1:32.229	3.320	91.96	11:05:01.319
2 -	1:33.088	4.179	91.11	11:06:34.407
3 -	1:29.575 (2)	0.666	94.68	11:08:03.982

DIFF = Difference To Personal Best Lap

4 -	1:33.961	5.052	90.26	11:09:37.943
5 -	1:30.934	2.025	93.27	11:11:08.877
6 -	1:28.909 (1)		95.39	11:12:37.786
7 -	1:31.904	2.995	92.28	11:14:09.690
8 -	1:32.112	3.203	92.07	11:15:41.802
9 -	1:29.970 (3)	1.061	94.27	11:17:11.772
10 -	1:31.557	2.648	92.63	11:18:43.329
11 -	1:33.129	4.220	91.07	11:20:16.458
12 -	1:35.696	6.787	88.63	11:21:52.154

P6 45 Chris BATES				
LAP	LAP TIME	DIFF	MPH	TIME OF DAY
1 -	1:30.474	1.511	93.74	11:05:02.416
2 -	1:33.095	4.132	91.10	11:06:35.511
3 -	1:29.903	0.940	94.34	11:08:05.414
4 -	1:29.341 (2)	0.378	94.93	11:09:34.755
5 -	1:31.334	2.371	92.86	11:11:06.089
6 -	1:30.252	1.289	93.97	11:12:36.341
7 -	1:35.231	6.268	89.06	11:14:11.572
8 -	1:28.963 (1)		95.33	11:15:40.535
9 -	1:29.667 (3)	0.704	94.59	11:17:10.202
10 -	1:34.420	5.457	89.82	11:18:44.622
11 -	1:35.840	6.877	88.49	11:20:20.462
12 -	2:20.282 P	51.319	60.46	11:22:40.744

P7 57 Nilesh PARMAR				
LAP	LAP TIME	DIFF	MPH	TIME OF DAY
1 -	1:29.659 (2)	0.475	94.59	11:05:09.886
2 -	1:30.524	1.340	93.69	11:06:40.410
3 -	1:33.388	4.204	90.82	11:08:13.798
4 -	1:30.840	1.656	93.36	11:09:44.638
5 -	1:29.184 (1)		95.10	11:11:13.822
6 -	1:30.060	0.876	94.17	11:12:43.882
7 -	1:34.362	5.178	89.88	11:14:18.244
8 -	1:31.151	1.967	93.05	11:15:49.395
9 -	1:29.814 (3)	0.630	94.43	11:17:19.209
10 -	1:29.982	0.798	94.25	11:18:49.191
11 -	1:35.728	6.544	88.60	11:20:24.919
12 -	1:40.233	11.049	84.61	11:22:05.152

P8 19 Douglas CHRISTIE				
LAP	LAP TIME	DIFF	MPH	TIME OF DAY
1 -	1:29.994	0.593	94.24	11:05:08.553
2 -	1:31.269	1.868	92.92	11:06:39.822
3 -	1:32.829	3.428	91.36	11:08:12.651
4 -	1:29.401 (1)		94.87	11:09:42.052
5 -	1:30.371	0.970	93.85	11:11:12.423
6 -	1:29.978	0.577	94.26	11:12:42.401
7 -	1:29.824 (3)	0.423	94.42	11:14:12.225
8 -	1:33.860	4.459	90.36	11:15:46.085
9 -	1:29.521 (2)	0.120	94.74	11:17:15.606
10 -	1:32.980	3.579	91.21	11:18:48.586
11 -	1:32.999	3.598	91.20	11:20:21.585
12 -	1:39.007	9.606	85.66	11:22:00.592

P9 26 Paul VERNON				
LAP	LAP TIME	DIFF	MPH	TIME OF DAY
1 -	1:30.831	1.413	93.37	11:05:01.795
2 -	1:35.563	6.145	88.75	11:06:37.358
3 -	1:29.418 (1)		94.85	11:08:06.776
4 -	1:32.218	2.800	91.97	11:09:38.994

Thruxton

Circuit Length = 2.3560 miles

Start: 11:01 Flag 11:21 End: 11:23

Weather / Track : Bright / Dry

ALACO Motorsport Logistics Caterham Seven 270R Championship

QUALIFYING - RACE 5 - LAP ANALYSIS

DIFF = Difference To Personal Best Lap

5 -	1:30.086	0.668	94.15	11:11:09.080
6 -	1:32.768	3.350	91.42	11:12:41.848
7 -	1:29.852 (3)	0.434	94.39	11:14:11.700
8 -	1:33.294	3.876	90.91	11:15:44.994
9 -	1:29.485 (2)	0.067	94.78	11:17:14.479
10 -	1:32.223	2.805	91.96	11:18:46.702
11 -	1:30.751	1.333	93.46	11:20:17.453
12 -	1:32.215	2.797	91.97	11:21:49.668

P10 71 John SHIVERAL

LAP	LAP TIME	DIFF	MPH	TIME OF DAY
1 -	1:30.644	1.218	93.57	11:05:05.041
2 -	1:30.859	1.433	93.34	11:06:35.900
3 -	1:30.611	1.185	93.60	11:08:06.511
4 -	1:30.577 (3)	1.151	93.63	11:09:37.088
5 -	1:30.999	1.573	93.20	11:11:08.087
6 -	1:31.319	1.893	92.87	11:12:39.406
7 -	1:30.647	1.221	93.56	11:14:10.053
8 -	1:29.426 (1)		94.84	11:15:39.479
9 -	1:34.538	5.112	89.71	11:17:14.017
10 -	1:33.237	3.811	90.96	11:18:47.254
11 -	1:30.454 (2)	1.028	93.76	11:20:17.708
12 -	1:32.574	3.148	91.61	11:21:50.282

P11 66 Kieran MCALEER

LAP	LAP TIME	DIFF	MPH	TIME OF DAY
1 -	1:32.294	2.865	91.89	11:05:24.338
2 -	1:29.885 (2)	0.456	94.36	11:06:54.223
3 -	2:00.351	30.922	70.47	11:08:54.574
4 -	2:05.087	35.658	67.80	11:10:59.661
5 -	1:43.741	14.312	81.75	11:12:43.402
6 -	1:30.075 (3)	0.646	94.16	11:14:13.477
7 -	1:30.906	1.477	93.30	11:15:44.383
8 -	1:30.369	0.940	93.85	11:17:14.752
9 -	1:29.429 (1)		94.84	11:18:44.181
10 -	1:38.085	8.656	86.47	11:20:22.266
11 -	1:40.689	11.260	84.23	11:22:02.955

P12 8 Geoff PRICE

LAP	LAP TIME	DIFF	MPH	TIME OF DAY
1 -	1:30.444	0.856	93.77	11:05:11.856
2 -	1:29.918 (2)	0.330	94.32	11:06:41.774
3 -	1:29.588 (1)		94.67	11:08:11.362
4 -	1:32.581	2.993	91.61	11:09:43.943
5 -	1:31.349	1.761	92.84	11:11:15.292
6 -	1:30.394	0.806	93.82	11:12:45.686
7 -	1:35.008	5.420	89.27	11:14:20.694
8 -	1:30.171	0.583	94.06	11:15:50.865
9 -	1:29.953 (3)	0.365	94.28	11:17:20.818
10 -	1:30.039	0.451	94.19	11:18:50.857
11 -	1:31.553	1.965	92.64	11:20:22.410
12 -	1:33.430	3.842	90.78	11:21:55.840

P13 22 Gary SMITH

LAP	LAP TIME	DIFF	MPH	TIME OF DAY
1 -	1:30.920	1.163	93.28	11:05:22.279
2 -	1:30.245	0.488	93.98	11:06:52.524
3 -	1:32.909	3.152	91.28	11:08:25.433
4 -	1:30.231	0.474	93.99	11:09:55.664
5 -	1:30.588	0.831	93.62	11:11:26.252
6 -	1:31.007	1.250	93.19	11:12:57.259

DIFF = Difference To Personal Best Lap

7 -	1:30.063 (3)	0.306	94.17	11:14:27.322
8 -	1:29.827 (2)	0.070	94.42	11:15:57.149
9 -	1:30.707	0.950	93.50	11:17:27.856
10 -	1:31.156	1.399	93.04	11:18:59.012
11 -	1:37.274	7.517	87.19	11:20:36.286
12 -	1:29.757 (1)		94.49	11:22:06.043

P14 18 Dave BULLOCK

LAP	LAP TIME	DIFF	MPH	TIME OF DAY
1 -	1:31.945	2.054	92.24	11:05:05.968
2 -	1:31.705	1.814	92.48	11:06:37.673
3 -	1:32.271	2.380	91.92	11:08:09.944
4 -	1:30.398 (2)	0.507	93.82	11:09:40.342
5 -	1:30.429 (3)	0.538	93.79	11:11:10.771
6 -	1:32.544	2.653	91.64	11:12:43.315
7 -	1:31.857	1.966	92.33	11:14:15.172
8 -	1:31.605	1.714	92.58	11:15:46.777
9 -	1:29.891 (1)		94.35	11:17:16.668
10 -	1:30.967	1.076	93.23	11:18:47.635
11 -	1:31.264	1.373	92.93	11:20:18.899
12 -	1:38.663	8.772	85.96	11:21:57.562

P15 11 Mark ROBERTS

LAP	LAP TIME	DIFF	MPH	TIME OF DAY
1 -	1:31.470 (3)	1.335	92.72	11:05:13.829
2 -	2:12.447 P	42.312	64.03	11:07:26.276
3 -	1:46.967	16.832	79.29	11:09:13.243
4 -	2:02.548 P	32.413	69.21	11:11:15.791
5 -	1:37.231	7.096	87.23	11:12:53.022
6 -	1:32.505	2.370	91.68	11:14:25.527
7 -	1:32.320	2.185	91.87	11:15:57.847
8 -	1:30.417 (2)	0.282	93.80	11:17:28.264
9 -	1:30.135 (1)		94.09	11:18:58.399
10 -	1:32.170	2.035	92.02	11:20:30.569
11 -	1:33.796	3.661	90.42	11:22:04.365

P16 29 Tim CHILD

LAP	LAP TIME	DIFF	MPH	TIME OF DAY
1 -	1:31.946	1.503	92.24	11:05:07.551
2 -	1:30.835	0.392	93.37	11:06:38.386
3 -	1:30.685	0.242	93.52	11:08:09.071
4 -	1:30.841	0.398	93.36	11:09:39.912
5 -	1:30.490	0.047	93.72	11:11:10.402
6 -	1:30.469 (3)	0.026	93.75	11:12:40.871
7 -	1:31.123	0.680	93.07	11:14:11.994
8 -	1:32.065	1.622	92.12	11:15:44.059
9 -	1:31.289	0.846	92.90	11:17:15.348
10 -	1:30.466 (2)	0.023	93.75	11:18:45.814
11 -	1:32.099	1.656	92.09	11:20:17.913
12 -	1:30.443 (1)		93.77	11:21:48.356

P17 42 Ian FORTESCUE

LAP	LAP TIME	DIFF	MPH	TIME OF DAY
1 -	1:31.739	1.191	92.45	11:05:28.428
2 -	1:31.234	0.686	92.96	11:06:59.662
3 -	1:30.787 (3)	0.239	93.42	11:08:30.449
4 -	1:30.696 (2)	0.148	93.51	11:10:01.145
5 -	1:30.821	0.273	93.38	11:11:31.966
6 -	1:31.917	1.369	92.27	11:13:03.883
7 -	1:31.129	0.581	93.07	11:14:35.012
8 -	1:31.038	0.490	93.16	11:16:06.050

Weather / Track : Bright / Dry

Thruxton

Circuit Length = 2.3560 miles

Start: 11:01 Flag 11:21 End: 11:23

ALACO Motorsport Logistics Caterham Seven 270R Championship

QUALIFYING - RACE 5 - LAP ANALYSIS

DIFF = Difference To Personal Best Lap

9 -	1:31.347	0.799	92.85	11:17:37.397
10 -	1:30.981	0.433	93.22	11:19:08.378
11 -	1:31.214	0.666	92.98	11:20:39.592
12 -	1:30.548 (1)		93.66	11:22:10.140

DIFF = Difference To Personal Best Lap

11 -	1:33.204 (2)	0.070	91.00	11:21:15.319
12 -	1:33.134 (1)		91.06	11:22:48.453

P18	3 James ELVERY			
LAP	LAP TIME	DIFF	MPH	TIME OF DAY

1 -	1:31.522 (2)	0.465	92.67	11:05:06.998
2 -	1:32.620	1.563	91.57	11:06:39.618
3 -	1:54.830	23.773	73.86	11:08:34.448
4 -	1:43.640 P	12.583	81.83	11:10:18.088
5 -	1:37.945	6.888	86.59	11:11:56.033
6 -	1:31.057 (1)		93.14	11:13:27.090
7 -	1:32.013	0.956	92.17	11:14:59.103
8 -	1:32.237	1.180	91.95	11:16:31.340
9 -	1:31.701 (3)	0.644	92.49	11:18:03.041
10 -	2:13.480 P	42.423	63.54	11:20:16.521
11 -	1:37.507	6.450	86.98	11:21:54.028

P19	68 Chris WELCH			
LAP	LAP TIME	DIFF	MPH	TIME OF DAY

1 -	1:33.366	2.126	90.84	11:05:19.386
2 -	1:31.839	0.599	92.35	11:06:51.225
3 -	1:35.754	4.514	88.57	11:08:26.979
4 -	1:32.164	0.924	92.02	11:09:59.143
5 -	1:31.772	0.532	92.42	11:11:30.915
6 -	1:33.616	2.376	90.60	11:13:04.531
7 -	1:31.499 (3)	0.259	92.69	11:14:36.030
8 -	1:31.240 (1)		92.95	11:16:07.270
9 -	1:31.721	0.481	92.47	11:17:38.991
10 -	1:31.426 (2)	0.186	92.77	11:19:10.417
11 -	1:32.395	1.155	91.79	11:20:42.812
12 -	1:32.913	1.673	91.28	11:22:15.725

P20	33 Surhid CHATTERJEE			
LAP	LAP TIME	DIFF	MPH	TIME OF DAY

1 -	1:35.964	3.162	88.38	11:05:30.209
2 -	1:33.810	1.008	90.41	11:07:04.019
3 -	1:34.718	1.916	89.54	11:08:38.737
4 -	1:35.588	2.786	88.73	11:10:14.325
5 -	1:35.042	2.240	89.24	11:11:49.367
6 -	1:34.652	1.850	89.60	11:13:24.019
7 -	1:34.851	2.049	89.42	11:14:58.870
8 -	1:34.404	1.602	89.84	11:16:33.274
9 -	1:32.955 (2)	0.153	91.24	11:18:06.229
10 -	1:34.884	2.082	89.38	11:19:41.113
11 -	1:33.564 (3)	0.762	90.65	11:21:14.677
12 -	1:32.802 (1)		91.39	11:22:47.479

P21	27 Russell TRENTER			
LAP	LAP TIME	DIFF	MPH	TIME OF DAY

1 -	1:36.936	3.802	87.49	11:05:27.412
2 -	1:35.386	2.252	88.91	11:07:02.798
3 -	1:36.451	3.317	87.93	11:08:39.249
4 -	1:35.648	2.514	88.67	11:10:14.897
5 -	1:35.122	1.988	89.16	11:11:50.019
6 -	1:34.509	1.375	89.74	11:13:24.528
7 -	1:35.234	2.100	89.06	11:14:59.762
8 -	1:34.525	1.391	89.72	11:16:34.287
9 -	1:34.013	0.879	90.21	11:18:08.300
10 -	1:33.815 (3)	0.681	90.40	11:19:42.115

Weather / Track : Bright / Dry

Thruxton

Circuit Length = 2.3560 miles

Start: 11:01 Flag 11:21 End: 11:23

ALACO Motorsport Logistics Caterham Seven 270R Championship
RACE 5 - GRID (30 minutes)

ROW 11	21	1:33.134	27	Russell TREENTER						
ROW 10			19	1:31.240	68	Chris WELCH	20	1:32.802	33	Surhid CHATTERJEE
ROW 9	17	1:30.548	42	Ian FORTESCUE	18	1:31.057	3	James ELVERY		
ROW 8			15	1:30.135	11	Mark ROBERTS	16	1:30.443	29	Tim CHILD
ROW 7	13	1:29.757	22	Gary SMITH	14	1:29.891	18	Dave BULLOCK		
ROW 6			11	1:29.429	66	Kieran MCALEER	12	1:29.588	8	Geoff PRICE
ROW 5	9	1:29.418	26	Paul VERNON	10	1:29.426	71	John SHIVERAL		
ROW 4			7	1:29.184	57	Nilesh PARMAR	8	1:29.401	19	Douglas CHRISTIE
ROW 3	5	1:28.909	9	Caroline EVERETT	6	1:28.963	45	Chris BATES		
ROW 2			3	1:28.587	25	Jay MCCORMACK	4	1:28.651	23	Matt TOPHAM
ROW 1	1	1:27.441	92	Jamie FALVEY	2	1:28.560	88	Pete WALTERS		

Pole

Thruxton
Circuit Length = 2.3560 miles

These results are provisional until the conclusion of any judicial and technical matters.

Clerk Of Course :	Timekeeper :
-------------------	--------------

Results can be found at www.tsl-timing.com

Printed - 11:26 Saturday, 01 September 2018



ALACO Motorsport Logistics Caterham Seven 270R Championship

RACE 5 - CLASSIFICATION

POS	NO	NAME	ENTRY	LAPS	TIME	GAP	DIFF	MPH	BEST	ON
1	23	Matt TOPHAM	Caterham 270R	20	30:03.150			94.07	1:28.577	8
2	25	Jay MCCORMACK	Caterham 270R	20	30:03.696	0.546	0.546	94.04	1:28.509	8
3	92	Jamie FALVEY	Caterham 270R	20	30:04.262	1.112	0.566	94.01	1:28.637	7
4	45	Chris BATES	Caterham 270R	20	30:04.859	1.709	0.597	93.98	1:29.112	14
5	26	Paul VERNON	Caterham 270R	20	30:17.833	14.683	12.974	93.31	1:28.836	8
6	22	Gary SMITH	Caterham 270R	20	30:17.958	14.808	0.125	93.30	1:29.122	8
7	66	Kieran MCALEER	Caterham 270R	20	30:18.541	15.391	0.583	93.27	1:28.403	11
8	9	Caroline EVERETT	Caterham 270R	20	30:18.960	15.810	0.419	93.25	1:29.003	8
9	71	John SHIVERAL	Caterham 270R	20	30:20.297	17.147	1.337	93.18	1:29.661	8
10	57	Nilesh PARMAR	Caterham 270R	20	30:20.471	17.321	0.174	93.18	1:29.407	8
11	19	Douglas CHRISTIE	Caterham 270R	20	30:20.646	17.496	0.175	93.17	1:29.699	8
12	29	Tim CHILD	Caterham 270R	20	30:21.837	18.687	1.191	93.11	1:29.075	8
13	8	Geoff PRICE	Caterham 270R	20	30:22.160	19.010	0.323	93.09	1:29.308	8
14	42	Ian FORTESCUE	Caterham 270R	20	30:36.941	33.791	14.781	92.34	1:29.643	8
15	11	Mark ROBERTS	Caterham 270R	20	30:37.072	33.922	0.131	92.33	1:30.287	8
16	18	Dave BULLOCK	Caterham 270R	20	30:37.669	34.519	0.597	92.30	1:30.103	9
17	3	James ELVERY	Caterham 270R	20	31:01.339	58.189	23.670	91.13	1:29.840	8
18	68	Chris WELCH	Caterham 270R	20	31:01.559	58.409	0.220	91.12	1:31.592	8
19	33	Surhid CHATTERJEE	Caterham 270R	19	30:15.691	1 Lap	1 Lap	88.75	1:34.067	14
20	27	Russell TRENTER	Caterham 270R	19	30:39.401	1 Lap	23.710	87.61	1:34.429	3

NOT CLASSIFIED

DNF	88	Pete WALTERS	Caterham 270R	17	25:33.396	3 Laps	2 Laps	94.03	1:28.398	16
-----	----	--------------	---------------	----	-----------	--------	--------	-------	----------	----

FASTEST LAP

88	Pete WALTERS	Caterham 270R	16	1:28.398	95.94 mph	154.41 kph
----	--------------	---------------	----	----------	-----------	------------

Weather / Track : Bright / Dry
 These results are provisional until the conclusion of any judicial and technical matters.

Thruxton
 Circuit Length = 2.3560 miles
 Start: 16:16 Flag 16:46 End: 16:47

Clerk Of Course :	Timekeeper :
-------------------	--------------

Results can be found at www.tsl-timing.com

Printed - 16:48 Saturday, 01 September 2018



ALACO Motorsport Logistics Caterham Seven 270R Championship

RACE 5 - LAP CHART

LAP 1 @ 16:18:17.577			LAP 2 @ 16:19:48.212			LAP 3 @ 16:21:18.485			LAP 4 @ 16:22:48.761			LAP 5 @ 16:24:18.448		
NO	BEHIND	LAP TIME	NO	BEHIND	LAP TIME	NO	BEHIND	LAP TIME	NO	BEHIND	LAP TIME	NO	BEHIND	LAP TIME
25		1:35.347	45		1:30.312	25		1:29.678	25		1:30.276	92		1:29.269
45	0.323	1:35.670	92	0.105	1:30.196	92	0.127	1:30.295	23	0.292	1:29.426	23	0.430	1:29.825
92	0.544	1:35.891	25	0.595	1:31.230	45	0.735	1:31.008	92	0.418	1:30.567	25	0.637	1:30.324
88	0.569	1:35.916	88	1.389	1:31.455	23	1.142	1:29.562	88	0.678	1:29.633	45	1.330	1:30.032
9	0.982	1:36.329	23	1.853	1:31.299	88	1.321	1:30.205	45	0.985	1:30.526	88	1.463	1:30.472
23	1.189	1:36.536	19	2.347	1:31.593	19	2.157	1:30.083	19	1.920	1:30.039	19	2.157	1:29.924
22	1.359	1:36.706	9	2.549	1:32.202	9	2.324	1:30.048	9	2.231	1:30.183	9	2.453	1:29.909
19	1.389	1:36.736	26	2.739	1:31.551	71	2.942	1:30.176	71	2.707	1:30.041	71	2.836	1:29.816
57	1.702	1:37.049	71	3.039	1:31.478	26	3.143	1:30.677	57	3.047	1:29.730	57	3.243	1:29.883
26	1.823	1:37.170	57	3.253	1:32.186	57	3.593	1:30.613	26	3.542	1:30.675	26	3.423	1:29.568
71	2.196	1:37.543	8	3.652	1:30.960	29	4.519	1:30.776	29	6.131	1:31.888	66	7.685	1:30.975
66	2.460	1:37.807	29	4.016	1:32.016	8	5.142	1:31.763	66	6.397	1:31.050	8	8.250	1:30.856
29	2.635	1:37.982	42	4.535	1:30.960	66	5.623	1:30.336	8	7.081	1:32.215	22	8.393	1:30.732
8	3.327	1:38.674	11	4.877	1:31.616	42	5.803	1:31.541	42	7.227	1:31.700	29	8.545	1:32.101
11	3.896	1:39.243	66	5.560	1:33.735	11	5.946	1:31.342	22	7.348	1:31.469	42	9.029	1:31.489
42	4.210	1:39.557	18	5.935	1:32.034	22	6.155	1:29.891	11	7.838	1:32.168	11	9.483	1:31.332
18	4.536	1:39.883	3	6.075	1:31.906	18	7.865	1:32.203	18	8.802	1:31.213	18	9.724	1:30.609
3	4.804	1:40.151	22	6.537	1:35.813	3	8.859	1:33.057	3	9.795	1:31.212	3	10.989	1:30.881
68	5.127	1:40.474	68	6.940	1:32.448	68	9.520	1:32.853	68	11.339	1:32.095	68	13.532	1:31.880
27	6.168	1:41.515	27	10.184	1:34.651	27	14.340	1:34.429	27	19.929	1:35.865	33	28.248	1:37.813
33	7.002	1:42.349	33	10.706	1:34.339	33	16.148	1:35.715	33	20.122	1:34.250	27	28.580	1:38.338

Weather / Track : Bright / Dry

Thruxton

Circuit Length = 2.3560 miles

Start: 16:16 Flag 16:46 End: 16:47

ALACO Motorsport Logistics Caterham Seven 270R Championship

RACE 5 - LAP CHART

LAP 6 @ 16:25:48.136			LAP 7 @ 16:27:17.647			LAP 8 @ 16:28:46.792			LAP 9 @ 16:30:17.066			LAP 10 @ 16:31:46.529		
NO	BEHIND	LAP TIME	NO	BEHIND	LAP TIME	NO	BEHIND	LAP TIME	NO	BEHIND	LAP TIME	NO	BEHIND	LAP TIME
25		1:29.051	92		1:28.637	23		1:28.577	25		1:29.819	25		1:29.463
23	0.151	1:29.409	23	0.568	1:29.928	92	0.143	1:29.288	92	0.261	1:30.392	23	0.401	1:29.005
88	0.750	1:28.975	88	0.841	1:29.602	25	0.455	1:28.509	88	0.687	1:30.206	92	0.533	1:29.735
92	0.874	1:30.562	25	1.091	1:30.602	88	0.755	1:29.059	23	0.859	1:31.133	88	0.727	1:29.503
45	1.580	1:29.938	45	1.956	1:29.887	9	2.230	1:29.003	45	1.350	1:29.131	45	1.129	1:29.242
9	2.392	1:29.627	9	2.372	1:29.491	45	2.493	1:29.682	9	2.097	1:30.141	9	4.897	1:32.263
19	3.567	1:31.098	19	3.852	1:29.796	26	4.084	1:28.836	19	4.727	1:30.595	19	6.010	1:30.746
71	3.994	1:30.846	26	4.393	1:29.622	19	4.406	1:29.699	26	5.145	1:31.335	26	6.358	1:30.676
57	4.134	1:30.579	57	4.716	1:30.093	57	4.978	1:29.407	57	5.635	1:30.931	57	6.980	1:30.808
26	4.282	1:30.547	71	5.578	1:31.095	71	6.094	1:29.661	71	6.060	1:30.240	71	7.259	1:30.662
66	8.430	1:30.433	66	8.990	1:30.071	66	9.678	1:29.833	66	9.144	1:29.740	22	9.249	1:29.525
8	9.421	1:30.859	22	9.824	1:29.740	22	9.801	1:29.122	22	9.187	1:29.660	66	9.781	1:30.100
22	9.595	1:30.890	8	10.481	1:30.571	8	10.644	1:29.308	8	9.732	1:29.362	8	10.023	1:29.754
29	9.903	1:31.046	29	10.984	1:30.592	29	10.914	1:29.075	29	10.230	1:29.590	29	10.599	1:29.832
11	10.180	1:30.385	11	11.538	1:30.869	42	12.334	1:29.643	11	12.958	1:30.552	11	15.297	1:31.802
42	10.521	1:31.180	42	11.836	1:30.826	11	12.680	1:30.287	42	13.296	1:31.236	3	16.716	1:30.953
18	10.899	1:30.863	18	12.553	1:31.165	18	13.513	1:30.105	18	13.342	1:30.103	42	17.138	1:33.305
3	12.331	1:31.030	3	14.039	1:31.219	3	14.734	1:29.840	3	15.226	1:30.766	18	17.297	1:33.418
68	15.687	1:31.843	68	18.127	1:31.951	68	20.574	1:31.592	68	23.475	1:33.175	68	26.382	1:32.370
33	33.696	1:35.136	33	38.405	1:34.220	33	43.957	1:34.697	33	48.643	1:34.960	33	54.875	1:35.695
27	34.686	1:35.794	27	40.350	1:35.175	27	47.115	1:35.910	27	53.201	1:36.360	27	59.850	1:36.112

Weather / Track : Bright / Dry

Thruxton

Circuit Length = 2.3560 miles

Start: 16:16 Flag 16:46 End: 16:47

ALACO Motorsport Logistics Caterham Seven 270R Championship

RACE 5 - LAP CHART

LAP 11 @ 16:33:16.045			LAP 12 @ 16:34:45.870			LAP 13 @ 16:36:15.545			LAP 14 @ 16:37:44.581			LAP 15 @ 16:39:14.373		
NO	BEHIND	LAP TIME	NO	BEHIND	LAP TIME	NO	BEHIND	LAP TIME	NO	BEHIND	LAP TIME	NO	BEHIND	LAP TIME
25		1:29.516	25		1:29.825	25		1:29.675	92		1:28.859	92		1:29.792
92	0.225	1:29.208	23	0.218	1:29.497	92	0.177	1:29.415	23	0.644	1:29.001	23	0.547	1:29.695
23	0.546	1:29.661	92	0.437	1:30.037	23	0.679	1:30.136	25	0.905	1:29.941	25	0.620	1:29.507
88	0.790	1:29.579	88	0.882	1:29.917	45	1.135	1:29.617	45	1.211	1:29.112	45	1.289	1:29.870
45	1.625	1:30.012	45	1.193	1:29.393	88	1.849	1:30.642	88	1.725	1:28.912	88	1.793	1:29.860
26	6.254	1:29.412	19	7.641	1:30.756	66	9.331	1:29.805	26	11.102	1:30.014	66	12.532	1:30.480
19	6.710	1:30.216	9	8.206	1:30.193	22	9.868	1:31.165	22	11.386	1:30.554	22	12.881	1:31.287
57	7.315	1:29.851	26	8.234	1:31.805	19	10.084	1:32.118	66	11.844	1:31.549	26	13.179	1:31.869
9	7.838	1:32.457	22	8.378	1:29.145	26	10.124	1:31.565	71	12.911	1:31.279	71	14.201	1:31.082
71	8.012	1:30.269	57	8.984	1:31.494	9	10.385	1:31.854	19	13.172	1:32.124	9	14.440	1:30.771
66	8.668	1:28.403	66	9.201	1:30.358	71	10.668	1:30.963	9	13.461	1:32.112	19	14.489	1:31.109
22	9.058	1:29.325	71	9.380	1:31.193	57	11.123	1:31.814	57	13.867	1:31.780	57	14.820	1:30.745
8	10.253	1:29.746	8	10.667	1:30.239	8	11.181	1:30.189	8	14.154	1:32.009	29	16.674	1:32.027
29	11.372	1:30.289	29	12.297	1:30.750	29	13.299	1:30.677	29	14.439	1:30.176	8	16.959	1:32.597
11	17.452	1:31.671	11	19.672	1:32.045	42	22.750	1:31.827	42	24.609	1:30.895	11	26.320	1:31.378
3	18.859	1:31.659	42	20.598	1:31.266	11	23.317	1:33.320	11	24.734	1:30.453	42	26.728	1:31.911
42	19.157	1:31.535	18	22.781	1:33.188	18	23.871	1:30.765	18	25.397	1:30.562	18	27.331	1:31.726
18	19.418	1:31.637	3	27.406	1:38.372	3	29.138	1:31.407	3	40.230	1:40.128	3	42.403	1:31.965
68	29.971	1:33.105	68	33.229	1:33.083	68	36.320	1:32.766	68	40.619	1:33.335	68	42.937	1:32.110
33	59.800	1:34.441	33	1:05.515	1:35.540	33	1:10.360	1:34.520	33	1:15.391	1:34.067	33	1:21.060	1:35.461
27	1:06.485	1:36.151	27	1:12.462	1:35.802	27	1:19.501	1:36.714	27	1:27.485	1:37.020			

Weather / Track : Bright / Dry

Thruxton

Circuit Length = 2.3560 miles

Start: 16:16 Flag 16:46 End: 16:47

ALACO Motorsport Logistics Caterham Seven 270R Championship

RACE 5 - LAP CHART

LAP 16 @ 16:40:44.042			LAP 17 @ 16:42:14.323			LAP 18 @ 16:43:45.094			LAP 19 @ 16:45:15.277			LAP 20 @ 16:46:45.380		
NO	BEHIND	LAP TIME	NO	BEHIND	LAP TIME	NO	BEHIND	LAP TIME	NO	BEHIND	LAP TIME	NO	BEHIND	LAP TIME
23		1:29.122	25		1:29.213	25		1:30.771	25		1:30.183	23		1:29.280
92	0.158	1:29.827	45	0.448	1:29.449	23	1.395	1:31.242	23	0.823	1:29.611	25	0.546	1:30.649
88	0.522	1:28.398	23	0.924	1:31.205	45	1.557	1:31.880	92	0.850	1:29.245	92	1.112	1:30.365
25	1.068	1:30.117	92	1.132	1:31.255	92	1.788	1:31.427	45	1.457	1:30.083	45	1.709	1:30.355
45	1.280	1:29.660	88	1.303	1:31.062	33	1 Lap	1:37.505	33	1 Lap	1:34.650	33	1 Lap	1:34.770
27	1 Lap	1:38.128	27	1 Lap	1:37.056	26	14.583	1:31.921	22	14.718	1:30.204	26	14.683	1:29.118
26	13.574	1:30.064	26	13.433	1:30.140	22	14.697	1:31.869	26	15.668	1:31.268	22	14.808	1:30.193
22	13.712	1:30.500	22	13.599	1:30.168	66	15.270	1:31.992	66	16.014	1:30.927	66	15.391	1:29.480
66	14.036	1:31.173	66	14.049	1:30.294	9	15.644	1:31.758	9	16.373	1:30.912	9	15.810	1:29.540
71	14.479	1:29.947	71	14.335	1:30.137	71	16.643	1:33.079	71	16.494	1:30.034	71	17.147	1:30.756
9	14.852	1:30.081	9	14.657	1:30.086	19	16.858	1:32.132	57	16.700	1:29.966	57	17.321	1:30.724
19	15.131	1:30.311	19	15.497	1:30.647	57	16.917	1:31.592	19	16.996	1:30.321	19	17.496	1:30.603
57	16.112	1:30.961	57	16.096	1:30.265	29	18.476	1:30.089	8	18.960	1:30.112	29	18.687	1:29.682
8	18.254	1:30.964	8	19.038	1:31.065	8	19.031	1:30.764	29	19.108	1:30.815	8	19.010	1:30.153
29	18.446	1:31.441	29	19.158	1:30.993	27	1 Lap	1:40.205	27	1 Lap	1:36.299	42	33.791	1:31.264
42	29.678	1:32.619	42	30.496	1:31.099	42	30.661	1:30.936	11	31.438	1:30.766	11	33.922	1:32.587
11	30.033	1:33.382	11	30.763	1:31.011	11	30.855	1:30.863	42	32.630	1:32.152	18	34.519	1:31.641
18	30.352	1:32.690	18	31.711	1:31.640	18	31.581	1:30.641	18	32.981	1:31.583	27	1 Lap	1:37.877
3	45.191	1:32.457	3	47.824	1:32.914	68	51.627	1:34.028	3	54.306	1:32.494	3	58.189	1:33.986
68	45.782	1:32.514	68	48.370	1:32.869	3	51.995	1:34.942	68	54.874	1:33.430	68	58.409	1:33.638
33	1:26.954	1:35.563												

Weather / Track : Bright / Dry

ALACO Motorsport Logistics Caterham Seven 270R Championship

RACE 5 - LAP ANALYSIS

DIFF = Difference To Personal Best Lap

P1 23 Matt TOPHAM				
LAP	LAP TIME	DIFF	MPH	TIME OF DAY
1 -	1:36.536	7.959	87.85	16:18:18.766
2 -	1:31.299	2.722	92.89	16:19:50.065
3 -	1:29.562	0.985	94.70	16:21:19.627
4 -	1:29.426	0.849	94.84	16:22:49.053
5 -	1:29.825	1.248	94.42	16:24:18.878
6 -	1:29.409	0.832	94.86	16:25:48.287
7 -	1:29.928	1.351	94.31	16:27:18.215
8 -	1:28.577 (1)		95.75	16:28:46.792
9 -	1:31.133	2.556	93.06	16:30:17.925
10 -	1:29.005 (3)	0.428	95.29	16:31:46.930
11 -	1:29.661	1.084	94.59	16:33:16.591
12 -	1:29.497	0.920	94.76	16:34:46.088
13 -	1:30.136	1.559	94.09	16:36:16.224
14 -	1:29.001 (2)	0.424	95.29	16:37:45.225
15 -	1:29.695	1.118	94.56	16:39:14.920
16 -	1:29.122	0.545	95.16	16:40:44.042
17 -	1:31.205	2.628	92.99	16:42:15.247
18 -	1:31.242	2.665	92.95	16:43:46.489
19 -	1:29.611	1.034	94.64	16:45:16.100
20 -	1:29.280	0.703	95.00	16:46:45.380

P2 25 Jay MCCORMACK				
LAP	LAP TIME	DIFF	MPH	TIME OF DAY
1 -	1:35.347	6.838	88.95	16:18:17.577
2 -	1:31.230	2.721	92.96	16:19:48.807
3 -	1:29.678	1.169	94.57	16:21:18.485
4 -	1:30.276	1.767	93.95	16:22:48.761
5 -	1:30.324	1.815	93.90	16:24:19.085
6 -	1:29.051 (2)	0.542	95.24	16:25:48.136
7 -	1:30.602	2.093	93.61	16:27:18.738
8 -	1:28.509 (1)		95.82	16:28:47.247
9 -	1:29.819	1.310	94.43	16:30:17.066
10 -	1:29.463	0.954	94.80	16:31:46.529
11 -	1:29.516	1.007	94.74	16:33:16.045
12 -	1:29.825	1.316	94.42	16:34:45.870
13 -	1:29.675	1.166	94.58	16:36:15.545
14 -	1:29.941	1.432	94.30	16:37:45.486
15 -	1:29.507	0.998	94.75	16:39:14.993
16 -	1:30.117	1.608	94.11	16:40:45.110
17 -	1:29.213 (3)	0.704	95.07	16:42:14.323
18 -	1:30.771	2.262	93.43	16:43:45.094
19 -	1:30.183	1.674	94.04	16:45:15.277
20 -	1:30.649	2.140	93.56	16:46:45.926

P3 92 Jamie FALVEY				
LAP	LAP TIME	DIFF	MPH	TIME OF DAY
1 -	1:35.891	7.254	88.45	16:18:18.121
2 -	1:30.196	1.559	94.03	16:19:48.317
3 -	1:30.295	1.658	93.93	16:21:18.612
4 -	1:30.567	1.930	93.65	16:22:49.179
5 -	1:29.269	0.632	95.01	16:24:18.448
6 -	1:30.562	1.925	93.65	16:25:49.010
7 -	1:28.637 (1)		95.68	16:27:17.647
8 -	1:29.288	0.651	94.99	16:28:46.935
9 -	1:30.392	1.755	93.83	16:30:17.327
10 -	1:29.735	1.098	94.51	16:31:47.062
11 -	1:29.208 (3)	0.571	95.07	16:33:16.270
12 -	1:30.037	1.400	94.20	16:34:46.307
13 -	1:29.415	0.778	94.85	16:36:15.722
14 -	1:28.859 (2)	0.222	95.45	16:37:44.581

DIFF = Difference To Personal Best Lap

15 -	1:29.792	1.155	94.45	16:39:14.373
16 -	1:29.827	1.190	94.42	16:40:44.200
17 -	1:31.255	2.618	92.94	16:42:15.455
18 -	1:31.427	2.790	92.76	16:43:46.882
19 -	1:29.245	0.608	95.03	16:45:16.127
20 -	1:30.365	1.728	93.85	16:46:46.492

P4 45 Chris BATES				
LAP	LAP TIME	DIFF	MPH	TIME OF DAY
1 -	1:35.670	6.558	88.65	16:18:17.900
2 -	1:30.312	1.200	93.91	16:19:48.212
3 -	1:31.008	1.896	93.19	16:21:19.220
4 -	1:30.526	1.414	93.69	16:22:49.746
5 -	1:30.032	0.920	94.20	16:24:19.778
6 -	1:29.938	0.826	94.30	16:25:49.716
7 -	1:29.887	0.775	94.35	16:27:19.603
8 -	1:29.682	0.570	94.57	16:28:49.285
9 -	1:29.131 (2)	0.019	95.15	16:30:18.416
10 -	1:29.242 (3)	0.130	95.04	16:31:47.658
11 -	1:30.012	0.900	94.22	16:33:17.670
12 -	1:29.393	0.281	94.88	16:34:47.063
13 -	1:29.617	0.505	94.64	16:36:16.680
14 -	1:29.112 (1)		95.17	16:37:45.792
15 -	1:29.870	0.758	94.37	16:39:15.662
16 -	1:29.660	0.548	94.59	16:40:45.322
17 -	1:29.449	0.337	94.82	16:42:14.771
18 -	1:31.880	2.768	92.31	16:43:46.651
19 -	1:30.083	0.971	94.15	16:45:16.734
20 -	1:30.355	1.243	93.86	16:46:47.089

P5 26 Paul VERNON				
LAP	LAP TIME	DIFF	MPH	TIME OF DAY
1 -	1:37.170	8.334	87.28	16:18:19.400
2 -	1:31.551	2.715	92.64	16:19:50.951
3 -	1:30.677	1.841	93.53	16:21:21.628
4 -	1:30.675	1.839	93.53	16:22:52.303
5 -	1:29.568	0.732	94.69	16:24:21.871
6 -	1:30.547	1.711	93.67	16:25:52.418
7 -	1:29.622	0.786	94.63	16:27:22.040
8 -	1:28.836 (1)		95.47	16:28:50.876
9 -	1:31.335	2.499	92.86	16:30:22.211
10 -	1:30.676	1.840	93.53	16:31:52.887
11 -	1:29.412 (3)	0.576	94.85	16:33:22.299
12 -	1:31.805	2.969	92.38	16:34:54.104
13 -	1:31.565	2.729	92.62	16:36:25.669
14 -	1:30.014	1.178	94.22	16:37:55.683
15 -	1:31.869	3.033	92.32	16:39:27.552
16 -	1:30.064	1.228	94.17	16:40:57.616
17 -	1:30.140	1.304	94.09	16:42:27.756
18 -	1:31.921	3.085	92.27	16:43:59.677
19 -	1:31.268	2.432	92.93	16:45:30.945
20 -	1:29.118 (2)	0.282	95.17	16:47:00.063

P6 22 Gary SMITH				
LAP	LAP TIME	DIFF	MPH	TIME OF DAY
1 -	1:36.706	7.584	87.70	16:18:18.936
2 -	1:35.813	6.691	88.52	16:19:54.749
3 -	1:29.891	0.769	94.35	16:21:24.640
4 -	1:31.469	2.347	92.72	16:22:56.109
5 -	1:30.732	1.610	93.47	16:24:26.841
6 -	1:30.890	1.768	93.31	16:25:57.731
7 -	1:29.740	0.618	94.51	16:27:27.471

Weather / Track : Bright / Dry

Thruxton

Circuit Length = 2.3560 miles

Start: 16:16 Flag 16:46 End: 16:47

ALACO Motorsport Logistics Caterham Seven 270R Championship

RACE 5 - LAP ANALYSIS

DIFF = Difference To Personal Best Lap

8 -	1:29.122 (1)		95.16	16:28:56.593
9 -	1:29.660	0.538	94.59	16:30:26.253
10 -	1:29.525	0.403	94.74	16:31:55.778
11 -	1:29.325 (3)	0.203	94.95	16:33:25.103
12 -	1:29.145 (2)	0.023	95.14	16:34:54.248
13 -	1:31.165	2.043	93.03	16:36:25.413
14 -	1:30.554	1.432	93.66	16:37:55.967
15 -	1:31.287	2.165	92.91	16:39:27.254
16 -	1:30.500	1.378	93.71	16:40:57.754
17 -	1:30.168	1.046	94.06	16:42:27.922
18 -	1:31.869	2.747	92.32	16:43:59.791
19 -	1:30.204	1.082	94.02	16:45:29.995
20 -	1:30.193	1.071	94.03	16:47:00.188

P7 66 Kieran MCALEER

LAP	LAP TIME	DIFF	MPH	TIME OF DAY
1 -	1:37.807	9.404	86.71	16:18:20.037
2 -	1:33.735	5.332	90.48	16:19:53.772
3 -	1:30.336	1.933	93.88	16:21:24.108
4 -	1:31.050	2.647	93.15	16:22:55.158
5 -	1:30.975	2.572	93.23	16:24:26.133
6 -	1:30.433	2.030	93.78	16:25:56.566
7 -	1:30.071	1.668	94.16	16:27:26.637
8 -	1:29.833	1.430	94.41	16:28:56.470
9 -	1:29.740 (3)	1.337	94.51	16:30:26.210
10 -	1:30.100	1.697	94.13	16:31:56.310
11 -	1:28.403 (1)		95.94	16:33:24.713
12 -	1:30.358	1.955	93.86	16:34:55.071
13 -	1:29.805	1.402	94.44	16:36:24.876
14 -	1:31.549	3.146	92.64	16:37:56.425
15 -	1:30.480	2.077	93.74	16:39:26.905
16 -	1:31.173	2.770	93.02	16:40:58.078
17 -	1:30.294	1.891	93.93	16:42:28.372
18 -	1:31.992	3.589	92.19	16:44:00.364
19 -	1:30.927	2.524	93.27	16:45:31.291
20 -	1:29.480 (2)	1.077	94.78	16:47:00.771

P8 9 Caroline EVERETT

LAP	LAP TIME	DIFF	MPH	TIME OF DAY
1 -	1:36.329	7.326	88.04	16:18:18.559
2 -	1:32.202	3.199	91.98	16:19:50.761
3 -	1:30.048	1.045	94.18	16:21:20.809
4 -	1:30.183	1.180	94.04	16:22:50.992
5 -	1:29.909	0.906	94.33	16:24:20.901
6 -	1:29.627	0.624	94.63	16:25:50.528
7 -	1:29.491 (2)	0.488	94.77	16:27:20.019
8 -	1:29.003 (1)		95.29	16:28:49.022
9 -	1:30.141	1.138	94.09	16:30:19.163
10 -	1:32.263	3.260	91.92	16:31:51.426
11 -	1:32.457	3.454	91.73	16:33:23.883
12 -	1:30.193	1.190	94.03	16:34:54.076
13 -	1:31.854	2.851	92.33	16:36:25.930
14 -	1:32.112	3.109	92.07	16:37:58.042
15 -	1:30.771	1.768	93.43	16:39:28.813
16 -	1:30.081	1.078	94.15	16:40:58.894
17 -	1:30.086	1.083	94.15	16:42:28.980
18 -	1:31.758	2.755	92.43	16:44:00.738
19 -	1:30.912	1.909	93.29	16:45:31.650
20 -	1:29.540 (3)	0.537	94.72	16:47:01.190

DIFF = Difference To Personal Best Lap

P9 71 John SHIVERAL				
LAP	LAP TIME	DIFF	MPH	TIME OF DAY
1 -	1:37.543	7.882	86.95	16:18:19.773
2 -	1:31.478	1.817	92.71	16:19:51.251
3 -	1:30.176	0.515	94.05	16:21:21.427
4 -	1:30.041	0.380	94.19	16:22:51.468
5 -	1:29.816 (2)	0.155	94.43	16:24:21.284
6 -	1:30.846	1.185	93.36	16:25:52.130
7 -	1:31.095	1.434	93.10	16:27:23.225
8 -	1:29.661 (1)		94.59	16:28:52.886
9 -	1:30.240	0.579	93.98	16:30:23.126
10 -	1:30.662	1.001	93.55	16:31:53.788
11 -	1:30.269	0.608	93.95	16:33:24.057
12 -	1:31.193	1.532	93.00	16:34:55.250
13 -	1:30.963	1.302	93.24	16:36:26.213
14 -	1:31.279	1.618	92.91	16:37:57.492
15 -	1:31.082	1.421	93.12	16:39:28.574
16 -	1:29.947 (3)	0.286	94.29	16:40:58.521
17 -	1:30.137	0.476	94.09	16:42:28.658
18 -	1:33.079	3.418	91.12	16:44:01.737
19 -	1:30.034	0.373	94.20	16:45:31.771
20 -	1:30.756	1.095	93.45	16:47:02.527

P10 57 Nilesh PARMAR

LAP	LAP TIME	DIFF	MPH	TIME OF DAY
1 -	1:37.049	7.642	87.39	16:18:19.279
2 -	1:32.186	2.779	92.00	16:19:51.465
3 -	1:30.613	1.206	93.60	16:21:22.078
4 -	1:29.730 (2)	0.323	94.52	16:22:51.808
5 -	1:29.883	0.476	94.36	16:24:21.691
6 -	1:30.579	1.172	93.63	16:25:52.270
7 -	1:30.093	0.686	94.14	16:27:22.363
8 -	1:29.407 (1)		94.86	16:28:51.770
9 -	1:30.931	1.524	93.27	16:30:22.701
10 -	1:30.808	1.401	93.40	16:31:53.509
11 -	1:29.851 (3)	0.444	94.39	16:33:23.360
12 -	1:31.494	2.087	92.70	16:34:54.854
13 -	1:31.814	2.407	92.37	16:36:26.668
14 -	1:31.780	2.373	92.41	16:37:58.448
15 -	1:30.745	1.338	93.46	16:39:29.193
16 -	1:30.961	1.554	93.24	16:41:00.154
17 -	1:30.265	0.858	93.96	16:42:30.419
18 -	1:31.592	2.185	92.60	16:44:02.011
19 -	1:29.966	0.559	94.27	16:45:31.977
20 -	1:30.724	1.317	93.48	16:47:02.701

P11 19 Douglas CHRISTIE

LAP	LAP TIME	DIFF	MPH	TIME OF DAY
1 -	1:36.736	7.037	87.67	16:18:18.966
2 -	1:31.593	1.894	92.60	16:19:50.559
3 -	1:30.083	0.384	94.15	16:21:20.642
4 -	1:30.039	0.340	94.19	16:22:50.681
5 -	1:29.924 (3)	0.225	94.31	16:24:20.605
6 -	1:31.098	1.399	93.10	16:25:51.703
7 -	1:29.796 (2)	0.097	94.45	16:27:21.499
8 -	1:29.699 (1)		94.55	16:28:51.198
9 -	1:30.595	0.896	93.62	16:30:21.793
10 -	1:30.746	1.047	93.46	16:31:52.539
11 -	1:30.216	0.517	94.01	16:33:22.755
12 -	1:30.756	1.057	93.45	16:34:53.511
13 -	1:32.118	2.419	92.07	16:36:25.629
14 -	1:32.124	2.425	92.06	16:37:57.753

Thruxton

Circuit Length = 2.3560 miles

Start: 16:16 Flag 16:46 End: 16:47

Weather / Track : Bright / Dry

ALACO Motorsport Logistics Caterham Seven 270R Championship

RACE 5 - LAP ANALYSIS

DIFF = Difference To Personal Best Lap

15 -	1:31.109	1.410	93.09	16:39:28.862
16 -	1:30.311	0.612	93.91	16:40:59.173
17 -	1:30.647	0.948	93.56	16:42:29.820
18 -	1:32.132	2.433	92.05	16:44:01.952
19 -	1:30.321	0.622	93.90	16:45:32.273
20 -	1:30.603	0.904	93.61	16:47:02.876

P12 29 Tim CHILD

LAP	LAP TIME	DIFF	MPH	TIME OF DAY
1 -	1:37.982	8.907	86.56	16:18:20.212
2 -	1:32.016	2.941	92.17	16:19:52.228
3 -	1:30.776	1.701	93.43	16:21:23.004
4 -	1:31.888	2.813	92.30	16:22:54.892
5 -	1:32.101	3.026	92.09	16:24:26.993
6 -	1:31.046	1.971	93.15	16:25:58.039
7 -	1:30.592	1.517	93.62	16:27:28.631
8 -	1:29.075 (1)		95.21	16:28:57.706
9 -	1:29.590 (2)	0.515	94.67	16:30:27.296
10 -	1:29.832	0.757	94.41	16:31:57.128
11 -	1:30.289	1.214	93.93	16:33:27.417
12 -	1:30.750	1.675	93.46	16:34:58.167
13 -	1:30.677	1.602	93.53	16:36:28.844
14 -	1:30.176	1.101	94.05	16:37:59.020
15 -	1:32.027	2.952	92.16	16:39:31.047
16 -	1:31.441	2.366	92.75	16:41:02.488
17 -	1:30.993	1.918	93.21	16:42:33.481
18 -	1:30.089	1.014	94.14	16:44:03.570
19 -	1:30.815	1.740	93.39	16:45:34.385
20 -	1:29.682 (3)	0.607	94.57	16:47:04.067

P13 8 Geoff PRICE

LAP	LAP TIME	DIFF	MPH	TIME OF DAY
1 -	1:38.674	9.366	85.95	16:18:20.904
2 -	1:30.960	1.652	93.24	16:19:51.864
3 -	1:31.763	2.455	92.42	16:21:23.627
4 -	1:32.215	2.907	91.97	16:22:55.842
5 -	1:30.856	1.548	93.35	16:24:26.698
6 -	1:30.859	1.551	93.34	16:25:57.557
7 -	1:30.571	1.263	93.64	16:27:28.128
8 -	1:29.308 (1)		94.97	16:28:57.436
9 -	1:29.362 (2)	0.054	94.91	16:30:26.798
10 -	1:29.754	0.446	94.49	16:31:56.552
11 -	1:29.746 (3)	0.438	94.50	16:33:26.298
12 -	1:30.239	0.931	93.99	16:34:56.537
13 -	1:30.189	0.881	94.04	16:36:26.726
14 -	1:32.009	2.701	92.18	16:37:58.735
15 -	1:32.597	3.289	91.59	16:39:31.332
16 -	1:30.964	1.656	93.24	16:41:02.296
17 -	1:31.065	1.757	93.13	16:42:33.361
18 -	1:30.764	1.456	93.44	16:44:04.125
19 -	1:30.112	0.804	94.12	16:45:34.237
20 -	1:30.153	0.845	94.08	16:47:04.390

P14 42 Ian FORTESCUE

LAP	LAP TIME	DIFF	MPH	TIME OF DAY
1 -	1:39.557	9.914	85.19	16:18:21.787
2 -	1:30.960	1.317	93.24	16:19:52.747
3 -	1:31.541	1.898	92.65	16:21:24.288
4 -	1:31.700	2.057	92.49	16:22:55.988
5 -	1:31.489	1.846	92.70	16:24:27.477
6 -	1:31.180	1.537	93.02	16:25:58.657
7 -	1:30.826 (2)	1.183	93.38	16:27:29.483

DIFF = Difference To Personal Best Lap

8 -	1:29.643 (1)		94.61	16:28:59.126
9 -	1:31.236	1.593	92.96	16:30:30.362
10 -	1:33.305	3.662	90.90	16:32:03.667
11 -	1:31.535	1.892	92.65	16:33:35.202
12 -	1:31.266	1.623	92.93	16:35:06.468
13 -	1:31.827	2.184	92.36	16:36:38.295
14 -	1:30.895 (3)	1.252	93.31	16:38:09.190
15 -	1:31.911	2.268	92.28	16:39:41.101
16 -	1:32.619	2.976	91.57	16:41:13.720
17 -	1:31.099	1.456	93.10	16:42:44.819
18 -	1:30.936	1.293	93.27	16:44:15.755
19 -	1:32.152	2.509	92.03	16:45:47.907
20 -	1:31.264	1.621	92.93	16:47:19.171

P15 11 Mark ROBERTS

LAP	LAP TIME	DIFF	MPH	TIME OF DAY
1 -	1:39.243	8.956	85.46	16:18:21.473
2 -	1:31.616	1.329	92.57	16:19:53.089
3 -	1:31.342	1.055	92.85	16:21:24.431
4 -	1:32.168	1.881	92.02	16:22:56.599
5 -	1:31.332	1.045	92.86	16:24:27.931
6 -	1:30.385 (2)	0.098	93.83	16:25:58.316
7 -	1:30.869	0.582	93.33	16:27:29.185
8 -	1:30.287 (1)		93.94	16:28:59.472
9 -	1:30.552	0.265	93.66	16:30:30.024
10 -	1:31.802	1.515	92.39	16:32:01.826
11 -	1:31.671	1.384	92.52	16:33:33.497
12 -	1:32.045	1.758	92.14	16:35:05.542
13 -	1:33.320	3.033	90.88	16:36:38.862
14 -	1:30.453 (3)	0.166	93.76	16:38:09.315
15 -	1:31.378	1.091	92.81	16:39:40.693
16 -	1:33.382	3.095	90.82	16:41:14.075
17 -	1:31.011	0.724	93.19	16:42:45.086
18 -	1:30.863	0.576	93.34	16:44:15.949
19 -	1:30.766	0.479	93.44	16:45:46.715
20 -	1:32.587	2.300	91.60	16:47:19.302

P16 18 Dave BULLOCK

LAP	LAP TIME	DIFF	MPH	TIME OF DAY
1 -	1:39.883	9.780	84.91	16:18:22.113
2 -	1:32.034	1.931	92.15	16:19:54.147
3 -	1:32.203	2.100	91.98	16:21:26.350
4 -	1:31.213	1.110	92.98	16:22:57.563
5 -	1:30.609	0.506	93.60	16:24:28.172
6 -	1:30.863	0.760	93.34	16:25:59.035
7 -	1:31.165	1.062	93.03	16:27:30.200
8 -	1:30.105 (2)	0.002	94.13	16:29:00.305
9 -	1:30.103 (1)		94.13	16:30:30.408
10 -	1:33.418	3.315	90.79	16:32:03.826
11 -	1:31.637	1.534	92.55	16:33:35.463
12 -	1:33.188	3.085	91.01	16:35:08.651
13 -	1:30.765	0.662	93.44	16:36:39.416
14 -	1:30.562 (3)	0.459	93.65	16:38:09.978
15 -	1:31.726	1.623	92.46	16:39:41.704
16 -	1:32.690	2.587	91.50	16:41:14.394
17 -	1:31.640	1.537	92.55	16:42:46.034
18 -	1:30.641	0.538	93.57	16:44:16.675
19 -	1:31.583	1.480	92.61	16:45:48.258
20 -	1:31.641	1.538	92.55	16:47:19.899

Weather / Track : Bright / Dry

Thruxton

Circuit Length = 2.3560 miles

Start: 16:16 Flag 16:46 End: 16:47

ALACO Motorsport Logistics Caterham Seven 270R Championship

RACE 5 - LAP ANALYSIS

DIFF = Difference To Personal Best Lap

P17 3 James ELVERY				
LAP	LAP TIME	DIFF	MPH	TIME OF DAY
1 -	1:40.151	10.311	84.68	16:18:22.381
2 -	1:31.906	2.066	92.28	16:19:54.287
3 -	1:33.057	3.217	91.14	16:21:27.344
4 -	1:31.212	1.372	92.98	16:22:58.556
5 -	1:30.881 (3)	1.041	93.32	16:24:29.437
6 -	1:31.030	1.190	93.17	16:26:00.467
7 -	1:31.219	1.379	92.98	16:27:31.686
8 -	1:29.840 (1)		94.40	16:29:01.526
9 -	1:30.766 (2)	0.926	93.44	16:30:32.292
10 -	1:30.953	1.113	93.25	16:32:03.245
11 -	1:31.659	1.819	92.53	16:33:34.904
12 -	1:38.372	8.532	86.21	16:35:13.276
13 -	1:31.407	1.567	92.78	16:36:44.683
14 -	1:40.128	10.288	84.70	16:38:24.811
15 -	1:31.965	2.125	92.22	16:39:56.776
16 -	1:32.457	2.617	91.73	16:41:29.233
17 -	1:32.914	3.074	91.28	16:43:02.147
18 -	1:34.942	5.102	89.33	16:44:37.089
19 -	1:32.494	2.654	91.69	16:46:09.583
20 -	1:33.986	4.146	90.24	16:47:43.569

P18 68 Chris WELCH				
LAP	LAP TIME	DIFF	MPH	TIME OF DAY
1 -	1:40.474	8.882	84.41	16:18:22.704
2 -	1:32.448	0.856	91.74	16:19:55.152
3 -	1:32.853	1.261	91.34	16:21:28.005
4 -	1:32.095	0.503	92.09	16:23:00.100
5 -	1:31.880 (3)	0.288	92.31	16:24:31.980
6 -	1:31.843 (2)	0.251	92.34	16:26:03.823
7 -	1:31.951	0.359	92.24	16:27:35.774
8 -	1:31.592 (1)		92.60	16:29:07.366
9 -	1:33.175	1.583	91.02	16:30:40.541
10 -	1:32.370	0.778	91.82	16:32:12.911
11 -	1:33.105	1.513	91.09	16:33:46.016
12 -	1:33.083	1.491	91.11	16:35:19.099
13 -	1:32.766	1.174	91.43	16:36:51.865
14 -	1:33.335	1.743	90.87	16:38:25.200
15 -	1:32.110	0.518	92.08	16:39:57.310
16 -	1:32.514	0.922	91.67	16:41:29.824
17 -	1:32.869	1.277	91.32	16:43:02.693
18 -	1:34.028	2.436	90.20	16:44:36.721
19 -	1:33.430	1.838	90.78	16:46:10.151
20 -	1:33.638	2.046	90.57	16:47:43.789

P19 33 Surhid CHATTERJEE				
LAP	LAP TIME	DIFF	MPH	TIME OF DAY
1 -	1:42.349	8.282	82.86	16:18:24.579
2 -	1:34.339	0.272	89.90	16:19:58.918
3 -	1:35.715	1.648	88.61	16:21:34.633
4 -	1:34.250 (3)	0.183	89.99	16:23:08.883
5 -	1:37.813	3.746	86.71	16:24:46.696
6 -	1:35.136	1.069	89.15	16:26:21.832
7 -	1:34.220 (2)	0.153	90.01	16:27:56.052
8 -	1:34.697	0.630	89.56	16:29:30.749
9 -	1:34.960	0.893	89.31	16:31:05.709
10 -	1:35.695	1.628	88.63	16:32:41.404
11 -	1:34.441	0.374	89.80	16:34:15.845
12 -	1:35.540	1.473	88.77	16:35:51.385
13 -	1:34.520	0.453	89.73	16:37:25.905
14 -	1:34.067 (1)		90.16	16:38:59.972

DIFF = Difference To Personal Best Lap

15 -	1:35.461	1.394	88.84	16:40:35.433
16 -	1:35.563	1.496	88.75	16:42:10.996
17 -	1:37.505	3.438	86.98	16:43:48.501
18 -	1:34.650	0.583	89.61	16:45:23.151
19 -	1:34.770	0.703	89.49	16:46:57.921

P20 27 Russell TRENTER				
LAP	LAP TIME	DIFF	MPH	TIME OF DAY
1 -	1:41.515	7.086	83.55	16:18:23.745
2 -	1:34.651 (2)	0.222	89.60	16:19:58.396
3 -	1:34.429 (1)		89.81	16:21:32.825
4 -	1:35.865	1.436	88.47	16:23:08.690
5 -	1:38.338	3.909	86.24	16:24:47.028
6 -	1:35.794	1.365	88.54	16:26:22.822
7 -	1:35.175 (3)	0.746	89.11	16:27:57.997
8 -	1:35.910	1.481	88.43	16:29:33.907
9 -	1:36.360	1.931	88.02	16:31:10.267
10 -	1:36.112	1.683	88.24	16:32:46.379
11 -	1:36.151	1.722	88.21	16:34:22.530
12 -	1:35.802	1.373	88.53	16:35:58.332
13 -	1:36.714	2.285	87.69	16:37:35.046
14 -	1:37.020	2.591	87.42	16:39:12.066
15 -	1:38.128	3.699	86.43	16:40:50.194
16 -	1:37.056	2.627	87.38	16:42:27.250
17 -	1:40.205	5.776	84.64	16:44:07.455
18 -	1:36.299	1.870	88.07	16:45:43.754
19 -	1:37.877	3.448	86.65	16:47:21.631

P21 88 Pete WALTERS				
LAP	LAP TIME	DIFF	MPH	TIME OF DAY
1 -	1:35.916	7.518	88.42	16:18:18.146
2 -	1:31.455	3.057	92.74	16:19:49.601
3 -	1:30.205	1.807	94.02	16:21:19.806
4 -	1:29.633	1.235	94.62	16:22:49.439
5 -	1:30.472	2.074	93.74	16:24:19.911
6 -	1:28.975 (3)	0.577	95.32	16:25:48.886
7 -	1:29.602	1.204	94.65	16:27:18.488
8 -	1:29.059	0.661	95.23	16:28:47.547
9 -	1:30.206	1.808	94.02	16:30:17.753
10 -	1:29.503	1.105	94.76	16:31:47.256
11 -	1:29.579	1.181	94.68	16:33:16.835
12 -	1:29.917	1.519	94.32	16:34:46.752
13 -	1:30.642	2.244	93.57	16:36:17.394
14 -	1:28.912 (2)	0.514	95.39	16:37:46.306
15 -	1:29.860	1.462	94.38	16:39:16.166
16 -	1:28.398 (1)		95.94	16:40:44.564
17 -	1:31.062	2.664	93.14	16:42:15.626

Weather / Track : Bright / Dry

Thruxton

Circuit Length = 2.3560 miles

Start: 16:16 Flag 16:46 End: 16:47

ALACO Motorsport Logistics Caterham Seven 270R Championship

RACE 5 - POSITION CHART

No	Name	Lap																				
		Pos	1	2	3	4	5	6	7	8	9	10	11	12	13	14	15	16	17	18	19	20
92	FALVEY	1	25	45	25	25	92	25	92	23	25	25	25	25	25	92	92	23	25	25	25	23
88	WALTERS	2	45	92	92	23	23	23	23	92	92	23	92	23	92	23	23	92	45	23	23	25
25	MCCORMACK	3	92	25	45	92	25	88	88	25	88	92	23	92	23	25	25	88	23	45	92	92
23	TOPHAM	4	88	88	23	88	45	92	25	88	23	88	88	88	45	45	45	25	92	92	45	45
9	EVERETT	5	9	23	88	45	88	45	45	9	45	45	45	45	88	88	88	45	88	26	22	26
45	BATES	6	23	19	19	19	19	9	9	45	9	9	26	19	66	26	66	26	26	22	26	22
57	PARMAR	7	22	9	9	9	9	19	19	26	19	19	19	9	22	22	22	22	22	66	66	66
19	CHRISTIE	8	19	26	71	71	71	71	26	19	26	26	57	26	19	66	26	66	66	9	9	9
26	VERNON	9	57	71	26	57	57	57	57	57	57	57	9	22	26	71	71	71	71	71	71	71
71	SHIVERAL	10	26	57	57	26	26	26	71	71	71	71	71	57	9	19	9	9	9	19	57	57
66	MCALEER	11	71	8	29	29	66	66	66	66	66	22	66	66	71	9	19	19	19	57	19	19
8	PRICE	12	66	29	8	66	8	8	22	22	22	66	22	71	57	57	57	57	57	29	8	29
22	SMITH	13	29	42	66	8	22	22	8	8	8	8	8	8	8	8	29	8	8	8	29	8
18	BULLOCK	14	8	11	42	42	29	29	29	29	29	29	29	29	29	29	8	29	29	42	11	42
11	ROBERTS	15	11	66	11	22	42	11	11	42	11	11	11	11	42	42	11	42	42	11	42	11
29	CHILD	16	42	18	22	11	11	42	42	11	42	3	3	42	11	11	42	11	11	18	18	18
42	FORTESCUE	17	18	3	18	18	18	18	18	18	18	42	42	18	18	18	18	18	18	68	3	3
3	ELVERY	18	3	22	3	3	3	3	3	3	3	18	18	3	3	3	3	3	3	3	68	68
68	WELCH	19	68	68	68	68	68	68	68	68	68	68	68	68	68	68	68	68	68	33	33	
33	CHATTERJEE	20	27	27	27	27	33	33	33	33	33	33	33	33	33	33	33	33	33	27	27	
27	TRENTER	21	33	33	33	33	27	27	27	27	27	27	27	27	27	27	27	27	27			

Weather / Track : Bright / Dry

Results can be found at www.tsl-timing.com

Thrupton
 Circuit Length = 2.3560 miles
 Start: 16:16 Flag 16:46 End: 16:47

Printed - 16:50 Saturday, 01 September 2018

ALACO Motorsport Logistics Caterham Seven 270R Championship
RACE 8 - GRID (30 minutes)

ROW 11	21	88 Pete WALTERS	
ROW 10		19 33 Surhid CHATTERJEE	20 27 Russell TRENTER
ROW 9	17	3 James ELVERY	18 68 Chris WELCH
ROW 8		15 11 Mark ROBERTS	16 18 Dave BULLOCK
ROW 7	13	8 Geoff PRICE	14 42 Ian FORTESCUE
ROW 6		11 19 Douglas CHRISTIE	12 29 Tim CHILD
ROW 5	9	71 John SHIVERAL	10 57 Nilesh PARMAR
ROW 4		7 66 Kieran MCALEER	8 9 Caroline EVERETT
ROW 3	5	26 Paul VERNON	6 22 Gary SMITH
ROW 2		3 92 Jamie FALVEY	4 45 Chris BATES
ROW 1	1	23 Matt TOPHAM	2 25 Jay MCCORMACK

Pole

Thruxton
Circuit Length = 2.3560 miles

These results are provisional until the conclusion of any judicial and technical matters.

Clerk Of Course :	Timekeeper :
-------------------	--------------

Results can be found at www.tsl-timing.com

Printed - 16:51 Saturday, 01 September 2018



ALACO Motorsport Logistics Caterham Seven 270R Championship

RACE 8 - CLASSIFICATION

POS	NO	NAME	ENTRY	LAPS	TIME	GAP	DIFF	MPH	BEST	ON
1	92	Jamie FALVEY	Caterham 270R	21	31:25.199			94.48	1:28.387	16
2	25	Jay MCCORMACK	Caterham 270R	21	31:28.183	2.984	2.984	94.33	1:28.519	4
3	23	Matt TOPHAM	Caterham 270R	21	31:29.927	4.728	1.744	94.24	1:28.471	8
4	22	Gary SMITH	Caterham 270R	21	31:30.657	5.458	0.730	94.20	1:28.874	5
5	45	Chris BATES	Caterham 270R	21	31:35.601	10.402	4.944	93.96	1:28.181	5
6	88	Pete WALTERS	Caterham 270R	21	31:40.904	15.705	5.303	93.69	1:28.567	7
7	26	Paul VERNON	Caterham 270R	21	31:41.452	16.253	0.548	93.67	1:28.583	5
8	57	Nilesh PARMAR	Caterham 270R	21	31:42.030	16.831	0.578	93.64	1:29.031	18
9	19	Douglas CHRISTIE	Caterham 270R	21	31:44.009	18.810	1.979	93.54	1:29.011	8
10	9	Caroline EVERETT	Caterham 270R	21	31:44.424	19.225	0.415	93.52	1:29.050	7
11	71	John SHIVERAL	Caterham 270R	21	32:03.573	38.374	19.149	92.59	1:29.860	7
12	8	Geoff PRICE	Caterham 270R	21	32:13.260	48.061	9.687	92.13	1:30.099	2
13	29	Tim CHILD	Caterham 270R	21	32:13.817	48.618	0.557	92.10	1:30.535	19
14	18	Dave BULLOCK	Caterham 270R	21	32:14.988	49.789	1.171	92.04	1:29.974	4
15	11	Mark ROBERTS	Caterham 270R	21	32:15.034	49.835	0.046	92.04	1:29.939	4
16	42	Ian FORTESCUE	Caterham 270R	21	32:22.263	57.064	7.229	91.70	1:29.873	4
17	3	James ELVERY	Caterham 270R	21	32:22.629	57.430	0.366	91.68	1:30.162	4
18	68	Chris WELCH	Caterham 270R	21	32:23.022	57.823	0.393	91.66	1:31.038	4
19	66	Kieran MCALEER	Caterham 270R	21	32:33.897	1:08.698	10.875	91.15	1:28.584	8
20	27	Russell TRENTER	Caterham 270R	20	31:29.749	1 Lap	1 Lap	89.76	1:32.374	2
21	33	Surhid CHATTERJEE	Caterham 270R	20	31:30.950	1 Lap	1.201	89.70	1:33.109	4

FASTEST LAP

45	Chris BATES	Caterham 270R	5	1:28.181	96.18 mph	154.79 kph
----	-------------	---------------	---	----------	-----------	------------

Weather / Track : Bright / Dry
These results are provisional until the conclusion of any judicial and technical matters.

Thruxton
Circuit Length = 2.3560 miles
Start: 12:19 Flag 12:51 End: 12:52

Clerk Of Course :	Timekeeper :
-------------------	--------------

Results can be found at www.tsl-timing.com

Printed - 12:52 Sunday, 02 September 2018



ALACO Motorsport Logistics Caterham Seven 270R Championship

RACE 8 - LAP CHART

LAP 1 @ 12:21:30.725			LAP 2 @ 12:23:00.368			LAP 3 @ 12:24:30.229			LAP 4 @ 12:25:59.234			LAP 5 @ 12:27:28.405		
NO	BEHIND	LAP TIME	NO	BEHIND	LAP TIME	NO	BEHIND	LAP TIME	NO	BEHIND	LAP TIME	NO	BEHIND	LAP TIME
25		1:35.025	25		1:29.643	92		1:28.988	25		1:28.519	92		1:29.034
45	0.422	1:35.447	23	0.447	1:29.491	25	0.486	1:30.347	92	0.137	1:29.142	25	0.448	1:29.619
23	0.599	1:35.624	45	0.623	1:29.844	22	1.530	1:29.737	23	1.633	1:28.904	45	1.403	1:28.181
26	1.100	1:36.125	92	0.873	1:29.115	45	1.711	1:30.949	22	1.869	1:29.344	22	1.572	1:28.874
92	1.401	1:36.426	26	1.478	1:30.021	23	1.734	1:31.148	45	2.393	1:29.687	23	1.846	1:29.384
22	1.566	1:36.591	22	1.654	1:29.731	26	1.824	1:30.207	26	2.905	1:30.086	26	2.317	1:28.583
57	1.706	1:36.731	57	1.868	1:29.805	57	2.447	1:30.440	57	3.193	1:29.751	57	3.177	1:29.155
9	1.961	1:36.986	9	2.348	1:30.030	9	2.583	1:30.096	66	4.282	1:30.569	9	4.869	1:29.534
71	2.318	1:37.343	66	3.223	1:30.227	66	2.718	1:29.356	9	4.506	1:30.928	66	5.295	1:30.184
66	2.639	1:37.664	19	3.729	1:30.184	19	3.536	1:29.668	19	4.906	1:30.375	88	6.451	1:29.908
19	3.188	1:38.213	71	3.905	1:31.230	71	3.983	1:29.939	88	5.714	1:30.446	19	6.710	1:30.975
29	3.498	1:38.523	8	4.274	1:30.099	88	4.273	1:29.656	71	5.901	1:30.923	71	6.914	1:30.184
8	3.818	1:38.843	88	4.478	1:30.051	29	5.731	1:30.565	18	7.261	1:29.974	29	9.419	1:30.538
88	4.070	1:39.095	29	5.027	1:31.172	18	6.292	1:30.315	11	7.716	1:29.939	42	9.896	1:30.348
18	4.854	1:39.879	18	5.838	1:30.627	11	6.782	1:30.543	29	8.052	1:31.326	11	10.029	1:31.484
11	5.601	1:40.626	11	6.100	1:30.142	42	7.851	1:30.866	42	8.719	1:29.873	18	10.567	1:32.477
42	5.995	1:41.020	42	6.846	1:30.494	8	8.080	1:33.667	8	9.475	1:30.400	8	11.210	1:30.906
68	6.294	1:41.319	3	7.714	1:30.609	3	8.574	1:30.721	3	9.731	1:30.162	3	11.352	1:30.792
3	6.748	1:41.773	68	7.916	1:31.265	68	9.440	1:31.385	68	11.473	1:31.038	68	13.419	1:31.117
27	8.086	1:43.111	27	10.817	1:32.374	27	14.852	1:33.896	27	20.026	1:34.179	27	25.580	1:34.725
33	9.154	1:44.179	33	12.854	1:33.343	33	16.688	1:33.695	33	20.792	1:33.109	33	25.959	1:34.338

Weather / Track : Bright / Dry

Thruxton
Circuit Length = 2.3560 miles
Start: 12:19 Flag 12:51 End: 12:52

ALACO Motorsport Logistics Caterham Seven 270R Championship

RACE 8 - LAP CHART

LAP 6 @ 12:28:57.602			LAP 7 @ 12:30:26.751			LAP 8 @ 12:31:56.015			LAP 9 @ 12:33:25.097			LAP 10 @ 12:34:54.580		
NO	BEHIND	LAP TIME	NO	BEHIND	LAP TIME	NO	BEHIND	LAP TIME	NO	BEHIND	LAP TIME	NO	BEHIND	LAP TIME
25		1:28.749	92		1:29.001	25		1:28.784	92		1:28.947	25		1:28.910
92	0.148	1:29.345	25	0.480	1:29.629	92	0.135	1:29.399	25	0.573	1:29.655	92	0.343	1:29.826
45	1.833	1:29.627	22	2.692	1:29.834	23	3.027	1:28.471	22	3.635	1:29.249	45	4.126	1:29.071
23	1.968	1:29.319	45	3.441	1:30.757	22	3.468	1:30.040	23	3.900	1:29.955	23	4.228	1:29.811
22	2.007	1:29.632	23	3.820	1:31.001	45	4.525	1:30.348	45	4.538	1:29.095	22	4.404	1:30.252
26	2.466	1:29.346	26	3.975	1:30.658	57	5.355	1:30.519	88	6.817	1:29.997	88	7.999	1:30.665
57	3.052	1:29.072	57	4.100	1:30.197	66	5.546	1:28.584	57	7.550	1:31.277	57	8.388	1:30.321
66	5.511	1:29.413	88	5.720	1:28.567	26	5.578	1:30.867	26	8.032	1:31.536	26	8.563	1:30.014
9	6.029	1:30.357	9	5.930	1:29.050	88	5.902	1:29.446	9	8.147	1:30.742	9	8.727	1:30.063
88	6.302	1:29.048	66	6.226	1:29.864	9	6.487	1:29.821	19	8.834	1:30.489	66	8.973	1:29.123
19	7.404	1:29.891	19	7.680	1:29.425	19	7.427	1:29.011	66	9.333	1:32.869	19	9.212	1:29.861
71	7.897	1:30.180	71	8.608	1:29.860	71	10.779	1:31.435	71	12.782	1:31.085	71	14.801	1:31.502
11	11.092	1:30.260	29	13.163	1:30.830	29	15.252	1:31.353	29	17.838	1:31.668	8	20.923	1:31.959
29	11.482	1:31.260	18	13.720	1:30.634	8	16.446	1:31.412	8	18.447	1:31.083	29	20.963	1:32.608
42	11.982	1:31.283	42	14.058	1:31.225	11	16.593	1:31.406	11	18.698	1:31.187	11	21.130	1:31.915
18	12.235	1:30.865	8	14.298	1:30.798	18	16.598	1:32.142	18	19.015	1:31.499	18	21.360	1:31.828
8	12.649	1:30.636	11	14.451	1:32.508	42	16.926	1:32.132	42	19.475	1:31.631	42	21.884	1:31.892
3	12.872	1:30.717	3	14.866	1:31.143	68	22.318	1:32.748	68	25.409	1:32.173	68	28.443	1:32.517
68	15.707	1:31.485	68	18.834	1:32.276	3	29.299	1:43.697	3	31.957	1:31.740	3	34.691	1:32.217
27	30.324	1:33.941	27	35.962	1:34.787	33	40.914	1:34.037	33	45.407	1:33.575	33	49.431	1:33.507
33	30.545	1:33.783	33	36.141	1:34.745	27	41.258	1:34.560	27	46.523	1:34.347	27	50.329	1:33.289

Weather / Track : Bright / Dry

Results can be found at www.tsl-timing.com

Page 2 of 5

Thruxton
Circuit Length = 2.3560 miles
Start: 12:19 Flag 12:51 End: 12:52

Printed - 12:54 Sunday, 02 September 2018

ALACO Motorsport Logistics Caterham Seven 270R Championship

RACE 8 - LAP CHART

LAP 11 @ 12:36:24.732			LAP 12 @ 12:37:53.933			LAP 13 @ 12:39:23.176			LAP 14 @ 12:40:52.725			LAP 15 @ 12:42:21.945		
NO	BEHIND	LAP TIME	NO	BEHIND	LAP TIME	NO	BEHIND	LAP TIME	NO	BEHIND	LAP TIME	NO	BEHIND	LAP TIME
25		1:30.152	92		1:28.757	25		1:28.847	92		1:29.386	25		1:29.015
92	0.444	1:30.253	25	0.396	1:29.597	92	0.163	1:29.406	25	0.205	1:29.754	92	0.701	1:29.921
23	3.832	1:29.756	23	4.350	1:29.719	22	5.020	1:29.663	23	5.096	1:29.393	22	5.607	1:29.491
45	4.462	1:30.488	22	4.600	1:29.156	23	5.252	1:30.145	22	5.336	1:29.865	23	5.824	1:29.948
22	4.645	1:30.393	45	5.503	1:30.242	45	5.679	1:29.419	45	5.989	1:29.859	45	6.370	1:29.601
26	7.970	1:29.559	57	8.838	1:29.373	88	9.398	1:29.607	88	10.112	1:30.263	26	11.000	1:29.478
88	8.412	1:30.565	88	9.034	1:29.823	57	9.894	1:30.299	19	10.488	1:29.127	88	11.139	1:30.247
57	8.666	1:30.430	26	9.305	1:30.536	9	10.147	1:29.721	26	10.742	1:29.804	19	11.457	1:30.189
9	8.960	1:30.385	9	9.669	1:29.910	26	10.487	1:30.425	57	10.925	1:30.580	9	11.731	1:29.985
66	9.371	1:30.550	19	10.134	1:29.643	19	10.910	1:30.019	9	10.966	1:30.368	57	12.032	1:30.327
19	9.692	1:30.632	71	18.808	1:32.051	71	21.261	1:31.696	71	22.972	1:31.260	71	25.194	1:31.442
71	15.958	1:31.309	8	25.328	1:31.768	29	27.539	1:31.118	29	29.960	1:31.970	11	32.634	1:31.568
8	22.761	1:31.990	29	25.664	1:31.690	8	28.039	1:31.954	8	30.013	1:31.523	29	32.876	1:32.136
29	23.175	1:32.364	11	25.825	1:31.608	11	28.287	1:31.705	18	30.171	1:31.076	8	33.012	1:32.219
11	23.418	1:32.440	18	26.319	1:31.768	18	28.644	1:31.568	11	30.286	1:31.548	18	33.493	1:32.542
18	23.752	1:32.544	42	26.956	1:31.723	42	29.177	1:31.464	42	30.965	1:31.337	42	34.060	1:32.315
42	24.434	1:32.702	68	32.760	1:31.546	68	35.192	1:31.675	68	38.916	1:33.273	68	42.695	1:32.999
68	30.415	1:32.124	3	39.267	1:31.881	3	42.096	1:32.072	3	44.282	1:31.735	3	46.721	1:31.659
3	36.587	1:32.048	66	56.099	2:15.929 P	66	1:02.153	1:35.297	66	1:03.109	1:30.505	66	1:04.714	1:30.825
33	52.960	1:33.681	33	58.072	1:34.313	33	1:03.359	1:34.530	33	1:07.330	1:33.520	33	1:11.336	1:33.226
27	53.453	1:33.276	27	58.520	1:34.268	27	1:03.834	1:34.557	27	1:08.012	1:33.727	27	1:11.961	1:33.169

Weather / Track : Bright / Dry

Results can be found at www.tsl-timing.com

Page 3 of 5

Thruxton

Circuit Length = 2.3560 miles

Start: 12:19 Flag 12:51 End: 12:52

Printed - 12:54 Sunday, 02 September 2018

ALACO Motorsport Logistics Caterham Seven 270R Championship

RACE 8 - LAP CHART

LAP 16 @ 12:43:51.033			LAP 17 @ 12:45:20.893			LAP 18 @ 12:46:52.498			LAP 19 @ 12:48:22.015			LAP 20 @ 12:49:50.724		
NO	BEHIND	LAP TIME	NO	BEHIND	LAP TIME	NO	BEHIND	LAP TIME	NO	BEHIND	LAP TIME	NO	BEHIND	LAP TIME
92		1:28.387	25		1:29.446	25		1:31.605	92		1:29.017	92		1:28.709
25	0.414	1:29.502	92	0.639	1:30.499	92	0.500	1:31.466	25	0.600	1:30.117	25	1.047	1:29.156
23	6.348	1:29.612	22	6.476	1:29.800	23	4.529	1:29.262	22	4.365	1:29.147	23	5.208	1:29.219
22	6.536	1:30.017	23	6.872	1:30.384	22	4.735	1:29.864	23	4.698	1:29.686	22	5.465	1:29.809
45	7.074	1:29.792	45	7.375	1:30.161	45	5.334	1:29.564	45	5.333	1:29.516	45	5.942	1:29.318
88	12.368	1:30.317	19	12.840	1:29.723	88	11.207	1:29.779	19	12.421	1:29.933	26	15.207	1:31.111
19	12.977	1:30.608	88	13.033	1:30.525	9	11.628	1:29.762	88	12.610	1:30.920	88	16.190	1:32.289
9	13.246	1:30.603	9	13.471	1:30.085	19	12.005	1:30.770	26	12.805	1:29.743	57	16.721	1:32.041
57	14.393	1:31.449	26	14.534	1:29.606	57	12.401	1:29.031	57	13.389	1:30.505	19	16.935	1:33.223
26	14.788	1:32.876	57	14.975	1:30.442	26	12.579	1:29.650	9	13.934	1:31.823	9	17.132	1:31.907
71	27.747	1:31.641	71	29.377	1:31.490	71	29.262	1:31.490	71	31.484	1:31.739	71	34.999	1:32.224
29	34.992	1:31.204	18	36.239	1:30.080	18	35.988	1:31.354	29	37.541	1:30.535	29	41.312	1:32.480
8	35.231	1:31.307	11	36.442	1:30.728	29	36.523	1:30.555	18	38.067	1:31.596	18	42.291	1:32.933
11	35.574	1:32.028	8	36.905	1:31.534	11	36.699	1:31.862	8	38.366	1:30.749	8	42.554	1:32.897
18	36.019	1:31.614	29	37.573	1:32.441	8	37.134	1:31.834	11	38.693	1:31.511	11	42.599	1:32.615
42	36.614	1:31.642	42	37.864	1:31.110	42	37.338	1:31.079	42	39.274	1:31.453	42	42.903	1:32.338
68	45.494	1:31.887	68	47.522	1:31.888	68	48.089	1:32.172	68	50.930	1:32.358	68	54.904	1:32.683
3	49.929	1:32.296	3	51.583	1:31.514	3	51.152	1:31.174	3	52.868	1:31.233	3	55.587	1:31.428
66	1:06.082	1:30.456	66	1:06.810	1:30.588	66	1:05.597	1:30.392	66	1:06.298	1:30.218	66	1:07.860	1:30.271
33	1:16.110	1:33.862	33	1:19.574	1:33.324	33	1:21.142	1:33.173	33	1:27.805	1:36.180			
27	1:16.865	1:33.992	27	1:20.174	1:33.169	27	1:22.311	1:33.742	27	1:27.894	1:35.100			

Weather / Track : Bright / Dry

ALACO Motorsport Logistics Caterham Seven 270R Championship

RACE 8 - LAP CHART

LAP 21 @ 12:51:20.899

NO	BEHIND	LAP TIME
92		1:30.175
25	2.984	1:32.112
27	1 Lap	1:35.540
23	4.728	1:29.695
22	5.458	1:30.168
33	1 Lap	1:36.830
45	10.402	1:34.635
88	15.705	1:29.690
26	16.253	1:31.221
57	16.831	1:30.285
19	18.810	1:32.050
9	19.225	1:32.268
71	38.374	1:33.550
8	48.061	1:35.682
29	48.618	1:37.481
18	49.789	1:37.673
11	49.835	1:37.411
42	57.064	1:44.336
3	57.430	1:32.018
68	57.823	1:33.094
66	1:08.698	1:31.013

Weather / Track : Bright / Dry

Results can be found at www.tsl-timing.com

Page 5 of 5

Thruxton
Circuit Length = 2.3560 miles
Start: 12:19 Flag 12:51 End: 12:52

Printed - 12:54 Sunday, 02 September 2018

ALACO Motorsport Logistics Caterham Seven 270R Championship

RACE 8 - LAP ANALYSIS

DIFF = Difference To Personal Best Lap

P1 92 Jamie FALVEY				
LAP	LAP TIME	DIFF	MPH	TIME OF DAY
1 -	1:36.426	8.039	87.95	12:21:32.126
2 -	1:29.115	0.728	95.17	12:23:01.241
3 -	1:28.988	0.601	95.31	12:24:30.229
4 -	1:29.142	0.755	95.14	12:25:59.371
5 -	1:29.034	0.647	95.26	12:27:28.405
6 -	1:29.345	0.958	94.93	12:28:57.750
7 -	1:29.001	0.614	95.29	12:30:26.751
8 -	1:29.399	1.012	94.87	12:31:56.150
9 -	1:28.947	0.560	95.35	12:33:25.097
10 -	1:29.826	1.439	94.42	12:34:54.923
11 -	1:30.253	1.866	93.97	12:36:25.176
12 -	1:28.757 (3)	0.370	95.55	12:37:53.933
13 -	1:29.406	1.019	94.86	12:39:23.339
14 -	1:29.386	0.999	94.88	12:40:52.725
15 -	1:29.921	1.534	94.32	12:42:22.646
16 -	1:28.387 (1)		95.95	12:43:51.033
17 -	1:30.499	2.112	93.72	12:45:21.532
18 -	1:31.466	3.079	92.72	12:46:52.998
19 -	1:29.017	0.630	95.28	12:48:22.015
20 -	1:28.709 (2)	0.322	95.61	12:49:50.724
21 -	1:30.175	1.788	94.05	12:51:20.899

P2 25 Jay MCCORMACK				
LAP	LAP TIME	DIFF	MPH	TIME OF DAY
1 -	1:35.025	6.506	89.25	12:21:30.725
2 -	1:29.643	1.124	94.61	12:23:00.368
3 -	1:30.347	1.828	93.87	12:24:30.715
4 -	1:28.519 (1)		95.81	12:25:59.234
5 -	1:29.619	1.100	94.64	12:27:28.853
6 -	1:28.749 (2)	0.230	95.56	12:28:57.602
7 -	1:29.629	1.110	94.63	12:30:27.231
8 -	1:28.784 (3)	0.265	95.53	12:31:56.015
9 -	1:29.655	1.136	94.60	12:33:25.670
10 -	1:28.910	0.391	95.39	12:34:54.580
11 -	1:30.152	1.633	94.08	12:36:24.732
12 -	1:29.597	1.078	94.66	12:37:54.329
13 -	1:28.847	0.328	95.46	12:39:23.176
14 -	1:29.754	1.235	94.49	12:40:52.930
15 -	1:29.015	0.496	95.28	12:42:21.945
16 -	1:29.502	0.983	94.76	12:43:51.447
17 -	1:29.446	0.927	94.82	12:45:20.893
18 -	1:31.605	3.086	92.58	12:46:52.498
19 -	1:30.117	1.598	94.11	12:48:22.615
20 -	1:29.156	0.637	95.13	12:49:51.771
21 -	1:32.112	3.593	92.07	12:51:23.883

P3 23 Matt TOPHAM				
LAP	LAP TIME	DIFF	MPH	TIME OF DAY
1 -	1:35.624	7.153	88.69	12:21:31.324
2 -	1:29.491	1.020	94.77	12:23:00.815
3 -	1:31.148	2.677	93.05	12:24:31.963
4 -	1:28.904 (2)	0.433	95.40	12:26:00.867
5 -	1:29.384	0.913	94.88	12:27:30.251
6 -	1:29.319	0.848	94.95	12:28:59.570
7 -	1:31.001	2.530	93.20	12:30:30.571
8 -	1:28.471 (1)		95.86	12:31:59.042
9 -	1:29.955	1.484	94.28	12:33:28.997
10 -	1:29.811	1.340	94.43	12:34:58.808
11 -	1:29.756	1.285	94.49	12:36:28.564
12 -	1:29.719	1.248	94.53	12:37:58.283

DIFF = Difference To Personal Best Lap

13 -	1:30.145	1.674	94.08	12:39:28.428
14 -	1:29.393	0.922	94.88	12:40:57.821
15 -	1:29.948	1.477	94.29	12:42:27.769
16 -	1:29.612	1.141	94.64	12:43:57.381
17 -	1:30.384	1.913	93.83	12:45:27.765
18 -	1:29.262	0.791	95.01	12:46:57.027
19 -	1:29.686	1.215	94.57	12:48:26.713
20 -	1:29.219 (3)	0.748	95.06	12:49:55.932
21 -	1:29.695	1.224	94.56	12:51:25.627

P4 22 Gary SMITH				
LAP	LAP TIME	DIFF	MPH	TIME OF DAY
1 -	1:36.591	7.717	87.80	12:21:32.291
2 -	1:29.731	0.857	94.52	12:23:02.022
3 -	1:29.737	0.863	94.51	12:24:31.759
4 -	1:29.344	0.470	94.93	12:26:01.103
5 -	1:28.874 (1)		95.43	12:27:29.977
6 -	1:29.632	0.758	94.62	12:28:59.609
7 -	1:29.834	0.960	94.41	12:30:29.443
8 -	1:30.040	1.166	94.19	12:31:59.483
9 -	1:29.249	0.375	95.03	12:33:28.732
10 -	1:30.252	1.378	93.97	12:34:58.984
11 -	1:30.393	1.519	93.83	12:36:29.377
12 -	1:29.156 (3)	0.282	95.13	12:37:58.533
13 -	1:29.663	0.789	94.59	12:39:28.196
14 -	1:29.865	0.991	94.38	12:40:58.061
15 -	1:29.491	0.617	94.77	12:42:27.552
16 -	1:30.017	1.143	94.22	12:43:57.569
17 -	1:29.800	0.926	94.45	12:45:27.369
18 -	1:29.864	0.990	94.38	12:46:57.233
19 -	1:29.147 (2)	0.273	95.14	12:48:26.380
20 -	1:29.809	0.935	94.44	12:49:56.189
21 -	1:30.168	1.294	94.06	12:51:26.357

P5 45 Chris BATES				
LAP	LAP TIME	DIFF	MPH	TIME OF DAY
1 -	1:35.447	7.266	88.86	12:21:31.147
2 -	1:29.844	1.663	94.40	12:23:00.991
3 -	1:30.949	2.768	93.25	12:24:31.940
4 -	1:29.687	1.506	94.56	12:26:01.627
5 -	1:28.181 (1)		96.18	12:27:29.808
6 -	1:29.627	1.446	94.63	12:28:59.435
7 -	1:30.757	2.576	93.45	12:30:30.192
8 -	1:30.348	2.167	93.87	12:32:00.540
9 -	1:29.095 (3)	0.914	95.19	12:33:29.635
10 -	1:29.071 (2)	0.890	95.22	12:34:58.706
11 -	1:30.488	2.307	93.73	12:36:29.194
12 -	1:30.242	2.061	93.98	12:37:59.436
13 -	1:29.419	1.238	94.85	12:39:28.855
14 -	1:29.859	1.678	94.38	12:40:58.714
15 -	1:29.601	1.420	94.65	12:42:28.315
16 -	1:29.792	1.611	94.45	12:43:58.107
17 -	1:30.161	1.980	94.07	12:45:28.268
18 -	1:29.564	1.383	94.69	12:46:57.832
19 -	1:29.516	1.335	94.74	12:48:27.348
20 -	1:29.318	1.137	94.95	12:49:56.666
21 -	1:34.635	6.454	89.62	12:51:31.301

P6 88 Pete WALTERS				
LAP	LAP TIME	DIFF	MPH	TIME OF DAY
1 -	1:39.095	10.528	85.59	12:21:34.795
2 -	1:30.051	1.484	94.18	12:23:04.846

Weather / Track : Bright / Dry

Thruxton
Circuit Length = 2.3560 miles
Start: 12:19 Flag 12:51 End: 12:52

ALACO Motorsport Logistics Caterham Seven 270R Championship

RACE 8 - LAP ANALYSIS

DIFF = Difference To Personal Best Lap

3 -	1:29.656	1.089	94.60	12:24:34.502
4 -	1:30.446	1.879	93.77	12:26:04.948
5 -	1:29.908	1.341	94.33	12:27:34.856
6 -	1:29.048 (2)	0.481	95.24	12:29:03.904
7 -	1:28.567 (1)		95.76	12:30:32.471
8 -	1:29.446 (3)	0.879	94.82	12:32:01.917
9 -	1:29.997	1.430	94.24	12:33:31.914
10 -	1:30.665	2.098	93.54	12:35:02.579
11 -	1:30.565	1.998	93.65	12:36:33.144
12 -	1:29.823	1.256	94.42	12:38:02.967
13 -	1:29.607	1.040	94.65	12:39:32.574
14 -	1:30.263	1.696	93.96	12:41:02.837
15 -	1:30.247	1.680	93.98	12:42:33.084
16 -	1:30.317	1.750	93.90	12:44:03.401
17 -	1:30.525	1.958	93.69	12:45:33.926
18 -	1:29.779	1.212	94.47	12:47:03.705
19 -	1:30.920	2.353	93.28	12:48:34.625
20 -	1:32.289	3.722	91.90	12:50:06.914
21 -	1:29.690	1.123	94.56	12:51:36.604

P7 26 Paul VERNON

LAP	LAP TIME	DIFF	MPH	TIME OF DAY
1 -	1:36.125	7.542	88.23	12:21:31.825
2 -	1:30.021	1.438	94.21	12:23:01.846
3 -	1:30.207	1.624	94.02	12:24:32.053
4 -	1:30.086	1.503	94.15	12:26:02.139
5 -	1:28.583 (1)		95.74	12:27:30.722
6 -	1:29.346 (2)	0.763	94.92	12:29:00.068
7 -	1:30.658	2.075	93.55	12:30:30.726
8 -	1:30.867	2.284	93.34	12:32:01.593
9 -	1:31.536	2.953	92.65	12:33:33.129
10 -	1:30.014	1.431	94.22	12:35:03.143
11 -	1:29.559	0.976	94.70	12:36:32.702
12 -	1:30.536	1.953	93.68	12:38:03.238
13 -	1:30.425	1.842	93.79	12:39:33.663
14 -	1:29.804	1.221	94.44	12:41:03.467
15 -	1:29.478 (3)	0.895	94.78	12:42:32.945
16 -	1:32.876	4.293	91.32	12:44:05.821
17 -	1:29.606	1.023	94.65	12:45:35.427
18 -	1:29.650	1.067	94.60	12:47:05.077
19 -	1:29.743	1.160	94.51	12:48:34.820
20 -	1:31.111	2.528	93.09	12:50:05.931
21 -	1:31.221	2.638	92.97	12:51:37.152

P8 57 Nilesh PARMAR

LAP	LAP TIME	DIFF	MPH	TIME OF DAY
1 -	1:36.731	7.700	87.68	12:21:32.431
2 -	1:29.805	0.774	94.44	12:23:02.236
3 -	1:30.440	1.409	93.78	12:24:32.676
4 -	1:29.751	0.720	94.50	12:26:02.427
5 -	1:29.155 (3)	0.124	95.13	12:27:31.582
6 -	1:29.072 (2)	0.041	95.22	12:29:00.654
7 -	1:30.197	1.166	94.03	12:30:30.851
8 -	1:30.519	1.488	93.69	12:32:01.370
9 -	1:31.277	2.246	92.92	12:33:32.647
10 -	1:30.321	1.290	93.90	12:35:02.968
11 -	1:30.430	1.399	93.79	12:36:33.398
12 -	1:29.373	0.342	94.90	12:38:02.771
13 -	1:30.299	1.268	93.92	12:39:33.070
14 -	1:30.580	1.549	93.63	12:41:03.650
15 -	1:30.327	1.296	93.89	12:42:33.977
16 -	1:31.449	2.418	92.74	12:44:05.426
17 -	1:30.442	1.411	93.77	12:45:35.868

DIFF = Difference To Personal Best Lap

18 -	1:29.031 (1)		95.26	12:47:04.899
19 -	1:30.505	1.474	93.71	12:48:35.404
20 -	1:32.041	3.010	92.15	12:50:07.445
21 -	1:30.285	1.254	93.94	12:51:37.730

P9 19 Douglas CHRISTIE

LAP	LAP TIME	DIFF	MPH	TIME OF DAY
1 -	1:38.213	9.202	86.35	12:21:33.913
2 -	1:30.184	1.173	94.04	12:23:04.097
3 -	1:29.668	0.657	94.58	12:24:33.765
4 -	1:30.375	1.364	93.84	12:26:04.140
5 -	1:30.975	1.964	93.23	12:27:35.115
6 -	1:29.891	0.880	94.35	12:29:05.006
7 -	1:29.425 (3)	0.414	94.84	12:30:34.431
8 -	1:29.011 (1)		95.28	12:32:03.442
9 -	1:30.489	1.478	93.73	12:33:33.931
10 -	1:29.861	0.850	94.38	12:35:03.792
11 -	1:30.632	1.621	93.58	12:36:34.424
12 -	1:29.643	0.632	94.61	12:38:04.067
13 -	1:30.019	1.008	94.22	12:39:34.086
14 -	1:29.127 (2)	0.116	95.16	12:41:03.213
15 -	1:30.189	1.178	94.04	12:42:33.402
16 -	1:30.608	1.597	93.60	12:44:04.010
17 -	1:29.723	0.712	94.53	12:45:33.733
18 -	1:30.770	1.759	93.44	12:47:04.503
19 -	1:29.933	0.922	94.31	12:48:34.436
20 -	1:33.223	4.212	90.98	12:50:07.659
21 -	1:32.050	3.039	92.14	12:51:39.709

P10 9 Caroline EVERETT

LAP	LAP TIME	DIFF	MPH	TIME OF DAY
1 -	1:36.986	7.936	87.45	12:21:32.686
2 -	1:30.030	0.980	94.20	12:23:02.716
3 -	1:30.096	1.046	94.13	12:24:32.812
4 -	1:30.928	1.878	93.27	12:26:03.740
5 -	1:29.534 (2)	0.484	94.73	12:27:33.274
6 -	1:30.357	1.307	93.86	12:29:03.631
7 -	1:29.050 (1)		95.24	12:30:32.681
8 -	1:29.821	0.771	94.42	12:32:02.502
9 -	1:30.742	1.692	93.46	12:33:33.244
10 -	1:30.063	1.013	94.17	12:35:03.307
11 -	1:30.385	1.335	93.83	12:36:33.692
12 -	1:29.910	0.860	94.33	12:38:03.602
13 -	1:29.721 (3)	0.671	94.53	12:39:33.323
14 -	1:30.368	1.318	93.85	12:41:03.691
15 -	1:29.985	0.935	94.25	12:42:33.676
16 -	1:30.603	1.553	93.61	12:44:04.279
17 -	1:30.085	1.035	94.15	12:45:34.364
18 -	1:29.762	0.712	94.49	12:47:04.126
19 -	1:31.823	2.773	92.36	12:48:35.949
20 -	1:31.907	2.857	92.28	12:50:07.856
21 -	1:32.268	3.218	91.92	12:51:40.124

P11 71 John SHIVERAL

LAP	LAP TIME	DIFF	MPH	TIME OF DAY
1 -	1:37.343	7.483	87.13	12:21:33.043
2 -	1:31.230	1.370	92.96	12:23:04.273
3 -	1:29.939 (2)	0.079	94.30	12:24:34.212
4 -	1:30.923	1.063	93.28	12:26:05.135
5 -	1:30.184	0.324	94.04	12:27:35.319
6 -	1:30.180 (3)	0.320	94.05	12:29:05.499
7 -	1:29.860 (1)		94.38	12:30:35.359

Weather / Track : Bright / Dry

Thruxton

Circuit Length = 2.3560 miles

Start: 12:19 Flag 12:51 End: 12:52

ALACO Motorsport Logistics Caterham Seven 270R Championship

RACE 8 - LAP ANALYSIS

DIFF = Difference To Personal Best Lap

8 -	1:31.435	1.575	92.76	12:32:06.794
9 -	1:31.085	1.225	93.11	12:33:37.879
10 -	1:31.502	1.642	92.69	12:35:09.381
11 -	1:31.309	1.449	92.88	12:36:40.690
12 -	1:32.051	2.191	92.14	12:38:12.741
13 -	1:31.696	1.836	92.49	12:39:44.437
14 -	1:31.260	1.400	92.93	12:41:15.697
15 -	1:31.442	1.582	92.75	12:42:47.139
16 -	1:31.641	1.781	92.55	12:44:18.780
17 -	1:31.490	1.630	92.70	12:45:50.270
18 -	1:31.490	1.630	92.70	12:47:21.760
19 -	1:31.739	1.879	92.45	12:48:53.499
20 -	1:32.224	2.364	91.96	12:50:25.723
21 -	1:33.550	3.690	90.66	12:51:59.273

P12 8 Geoff PRICE

LAP	LAP TIME	DIFF	MPH	TIME OF DAY
1 -	1:38.843	8.744	85.80	12:21:34.543
2 -	1:30.099 (1)		94.13	12:23:04.642
3 -	1:33.667	3.568	90.55	12:24:38.309
4 -	1:30.400 (2)	0.301	93.82	12:26:08.709
5 -	1:30.906	0.807	93.30	12:27:39.615
6 -	1:30.636 (3)	0.537	93.57	12:29:10.251
7 -	1:30.798	0.699	93.41	12:30:41.049
8 -	1:31.412	1.313	92.78	12:32:12.461
9 -	1:31.083	0.984	93.11	12:33:43.544
10 -	1:31.959	1.860	92.23	12:35:15.503
11 -	1:31.990	1.891	92.20	12:36:47.493
12 -	1:31.768	1.669	92.42	12:38:19.261
13 -	1:31.954	1.855	92.23	12:39:51.215
14 -	1:31.523	1.424	92.67	12:41:22.738
15 -	1:32.219	2.120	91.97	12:42:54.957
16 -	1:31.307	1.208	92.89	12:44:26.264
17 -	1:31.534	1.435	92.66	12:45:57.798
18 -	1:31.834	1.735	92.35	12:47:29.632
19 -	1:30.749	0.650	93.46	12:49:00.381
20 -	1:32.897	2.798	91.30	12:50:33.278
21 -	1:35.682	5.583	88.64	12:52:08.960

P13 29 Tim CHILD

LAP	LAP TIME	DIFF	MPH	TIME OF DAY
1 -	1:38.523	7.988	86.08	12:21:34.223
2 -	1:31.172	0.637	93.02	12:23:05.395
3 -	1:30.565	0.030	93.65	12:24:35.960
4 -	1:31.326	0.791	92.87	12:26:07.286
5 -	1:30.538 (2)	0.003	93.68	12:27:37.824
6 -	1:31.260	0.725	92.93	12:29:09.084
7 -	1:30.830	0.295	93.37	12:30:39.914
8 -	1:31.353	0.818	92.84	12:32:11.267
9 -	1:31.668	1.133	92.52	12:33:42.935
10 -	1:32.608	2.073	91.58	12:35:15.543
11 -	1:32.364	1.829	91.82	12:36:47.907
12 -	1:31.690	1.155	92.50	12:38:19.597
13 -	1:31.118	0.583	93.08	12:39:50.715
14 -	1:31.970	1.435	92.22	12:41:22.685
15 -	1:32.136	1.601	92.05	12:42:54.821
16 -	1:31.204	0.669	92.99	12:44:26.025
17 -	1:32.441	1.906	91.75	12:45:58.466
18 -	1:30.555 (3)	0.020	93.66	12:47:29.021
19 -	1:30.535 (1)		93.68	12:48:59.556
20 -	1:32.480	1.945	91.71	12:50:32.036
21 -	1:37.481	6.946	87.00	12:52:09.517

DIFF = Difference To Personal Best Lap

P14 18 Dave BULLOCK				
LAP	LAP TIME	DIFF	MPH	TIME OF DAY
1 -	1:39.879	9.905	84.91	12:21:35.579
2 -	1:30.627	0.653	93.58	12:23:06.206
3 -	1:30.315 (3)	0.341	93.91	12:24:36.521
4 -	1:29.974 (1)		94.26	12:26:06.495
5 -	1:32.477	2.503	91.71	12:27:38.972
6 -	1:30.865	0.891	93.34	12:29:09.837
7 -	1:30.634	0.660	93.58	12:30:40.471
8 -	1:32.142	2.168	92.04	12:32:12.613
9 -	1:31.499	1.525	92.69	12:33:44.112
10 -	1:31.828	1.854	92.36	12:35:15.940
11 -	1:32.544	2.570	91.64	12:36:48.484
12 -	1:31.768	1.794	92.42	12:38:20.252
13 -	1:31.568	1.594	92.62	12:39:51.820
14 -	1:31.076	1.102	93.12	12:41:22.896
15 -	1:32.542	2.568	91.65	12:42:55.438
16 -	1:31.614	1.640	92.57	12:44:27.052
17 -	1:30.080 (2)	0.106	94.15	12:45:57.132
18 -	1:31.354	1.380	92.84	12:47:28.486
19 -	1:31.596	1.622	92.59	12:49:00.082
20 -	1:32.933	2.959	91.26	12:50:33.015
21 -	1:37.673	7.699	86.83	12:52:10.688

P15 11 Mark ROBERTS

LAP	LAP TIME	DIFF	MPH	TIME OF DAY
1 -	1:40.626	10.687	84.28	12:21:36.326
2 -	1:30.142 (2)	0.203	94.09	12:23:06.468
3 -	1:30.543	0.604	93.67	12:24:37.011
4 -	1:29.939 (1)		94.30	12:26:06.950
5 -	1:31.484	1.545	92.71	12:27:38.434
6 -	1:30.260 (3)	0.321	93.96	12:29:08.694
7 -	1:32.508	2.569	91.68	12:30:41.202
8 -	1:31.406	1.467	92.79	12:32:12.608
9 -	1:31.187	1.248	93.01	12:33:43.795
10 -	1:31.915	1.976	92.27	12:35:15.710
11 -	1:32.440	2.501	91.75	12:36:48.150
12 -	1:31.608	1.669	92.58	12:38:19.758
13 -	1:31.705	1.766	92.48	12:39:51.463
14 -	1:31.548	1.609	92.64	12:41:23.011
15 -	1:31.568	1.629	92.62	12:42:54.579
16 -	1:32.028	2.089	92.16	12:44:26.607
17 -	1:30.728	0.789	93.48	12:45:57.335
18 -	1:31.862	1.923	92.32	12:47:29.197
19 -	1:31.511	1.572	92.68	12:49:00.708
20 -	1:32.615	2.676	91.57	12:50:33.323
21 -	1:37.411	7.472	87.07	12:52:10.734

P16 42 Ian FORTESCUE

LAP	LAP TIME	DIFF	MPH	TIME OF DAY
1 -	1:41.020	11.147	83.95	12:21:36.720
2 -	1:30.494 (3)	0.621	93.72	12:23:07.214
3 -	1:30.866	0.993	93.34	12:24:38.080
4 -	1:29.873 (1)		94.37	12:26:07.953
5 -	1:30.348 (2)	0.475	93.87	12:27:38.301
6 -	1:31.283	1.410	92.91	12:29:09.584
7 -	1:31.225	1.352	92.97	12:30:40.809
8 -	1:32.132	2.259	92.05	12:32:12.941
9 -	1:31.631	1.758	92.56	12:33:44.572
10 -	1:31.892	2.019	92.29	12:35:16.464
11 -	1:32.702	2.829	91.49	12:36:49.166
12 -	1:31.723	1.850	92.46	12:38:20.889

Thruxton

Circuit Length = 2.3560 miles

Start: 12:19 Flag 12:51 End: 12:52

Weather / Track : Bright / Dry

ALACO Motorsport Logistics Caterham Seven 270R Championship

RACE 8 - LAP ANALYSIS

DIFF = Difference To Personal Best Lap

13 -	1:31.464	1.591	92.73	12:39:52.353
14 -	1:31.337	1.464	92.86	12:41:23.690
15 -	1:32.315	2.442	91.87	12:42:56.005
16 -	1:31.642	1.769	92.55	12:44:27.647
17 -	1:31.110	1.237	93.09	12:45:58.757
18 -	1:31.079	1.206	93.12	12:47:29.836
19 -	1:31.453	1.580	92.74	12:49:01.289
20 -	1:32.338	2.465	91.85	12:50:33.627
21 -	1:44.336	14.463	81.29	12:52:17.963

P17 3 James ELVERY

LAP	LAP TIME	DIFF	MPH	TIME OF DAY
1 -	1:41.773	11.611	83.33	12:21:37.473
2 -	1:30.609 (2)	0.447	93.60	12:23:08.082
3 -	1:30.721	0.559	93.49	12:24:38.803
4 -	1:30.162 (1)		94.07	12:26:08.965
5 -	1:30.792	0.630	93.41	12:27:39.757
6 -	1:30.717 (3)	0.555	93.49	12:29:10.474
7 -	1:31.143	0.981	93.05	12:30:41.617
8 -	1:43.697	13.535	81.79	12:32:25.314
9 -	1:31.740	1.578	92.45	12:33:57.054
10 -	1:32.217	2.055	91.97	12:35:29.271
11 -	1:32.048	1.886	92.14	12:37:01.319
12 -	1:31.881	1.719	92.31	12:38:33.200
13 -	1:32.072	1.910	92.11	12:40:05.272
14 -	1:31.735	1.573	92.45	12:41:37.007
15 -	1:31.659	1.497	92.53	12:43:08.666
16 -	1:32.296	2.134	91.89	12:44:40.962
17 -	1:31.514	1.352	92.68	12:46:12.476
18 -	1:31.174	1.012	93.02	12:47:43.650
19 -	1:31.233	1.071	92.96	12:49:14.883
20 -	1:31.428	1.266	92.76	12:50:46.311
21 -	1:32.018	1.856	92.17	12:52:18.329

P18 68 Chris WELCH

LAP	LAP TIME	DIFF	MPH	TIME OF DAY
1 -	1:41.319	10.281	83.71	12:21:37.019
2 -	1:31.265 (3)	0.227	92.93	12:23:08.284
3 -	1:31.385	0.347	92.81	12:24:39.669
4 -	1:31.038 (1)		93.16	12:26:10.707
5 -	1:31.117 (2)	0.079	93.08	12:27:41.824
6 -	1:31.485	0.447	92.71	12:29:13.309
7 -	1:32.276	1.238	91.91	12:30:45.585
8 -	1:32.748	1.710	91.44	12:32:18.333
9 -	1:32.173	1.135	92.01	12:33:50.506
10 -	1:32.517	1.479	91.67	12:35:23.023
11 -	1:32.124	1.086	92.06	12:36:55.147
12 -	1:31.546	0.508	92.64	12:38:26.693
13 -	1:31.675	0.637	92.51	12:39:58.368
14 -	1:33.273	2.235	90.93	12:41:31.641
15 -	1:32.999	1.961	91.20	12:43:04.640
16 -	1:31.887	0.849	92.30	12:44:36.527
17 -	1:31.888	0.850	92.30	12:46:08.415
18 -	1:32.172	1.134	92.01	12:47:40.587
19 -	1:32.358	1.320	91.83	12:49:12.945
20 -	1:32.683	1.645	91.51	12:50:45.628
21 -	1:33.094	2.056	91.10	12:52:18.722

P19 66 Kieran MCALEER

LAP	LAP TIME	DIFF	MPH	TIME OF DAY
1 -	1:37.664	9.080	86.84	12:21:33.364
2 -	1:30.227	1.643	94.00	12:23:03.591

DIFF = Difference To Personal Best Lap

3 -	1:29.356 (3)	0.772	94.91	12:24:32.947
4 -	1:30.569	1.985	93.64	12:26:03.516
5 -	1:30.184	1.600	94.04	12:27:33.700
6 -	1:29.413	0.829	94.85	12:29:03.113
7 -	1:29.864	1.280	94.38	12:30:32.977
8 -	1:28.584 (1)		95.74	12:32:01.561
9 -	1:32.869	4.285	91.32	12:33:34.430
10 -	1:29.123 (2)	0.539	95.16	12:35:03.553
11 -	1:30.550	1.966	93.66	12:36:34.103
12 -	2:15.929 P	47.345	62.39	12:38:50.032
13 -	1:35.297	6.713	89.00	12:40:25.329
14 -	1:30.505	1.921	93.71	12:41:55.834
15 -	1:30.825	2.241	93.38	12:43:26.659
16 -	1:30.456	1.872	93.76	12:44:57.115
17 -	1:30.588	2.004	93.62	12:46:27.703
18 -	1:30.392	1.808	93.83	12:47:58.095
19 -	1:30.218	1.634	94.01	12:49:28.313
20 -	1:30.271	1.687	93.95	12:50:58.584
21 -	1:31.013	2.429	93.19	12:52:29.597

P20 27 Russell TRENTER

LAP	LAP TIME	DIFF	MPH	TIME OF DAY
1 -	1:43.111	10.737	82.25	12:21:38.811
2 -	1:32.374 (1)		91.81	12:23:11.185
3 -	1:33.896	1.522	90.32	12:24:45.081
4 -	1:34.179	1.805	90.05	12:26:19.260
5 -	1:34.725	2.351	89.53	12:27:53.985
6 -	1:33.941	1.567	90.28	12:29:27.926
7 -	1:34.787	2.413	89.48	12:31:02.713
8 -	1:34.560	2.186	89.69	12:32:37.273
9 -	1:34.347	1.973	89.89	12:34:11.620
10 -	1:33.289	0.915	90.91	12:35:44.909
11 -	1:33.276	0.902	90.93	12:37:18.185
12 -	1:34.268	1.894	89.97	12:38:52.453
13 -	1:34.557	2.183	89.69	12:40:27.010
14 -	1:33.727	1.353	90.49	12:42:00.737
15 -	1:33.169 (2)	0.795	91.03	12:43:33.906
16 -	1:33.992	1.618	90.23	12:45:07.898
17 -	1:33.169 (2)	0.795	91.03	12:46:41.067
18 -	1:33.742	1.368	90.47	12:48:14.809
19 -	1:35.100	2.726	89.18	12:49:49.909
20 -	1:35.540	3.166	88.77	12:51:25.449

P21 33 Surhid CHATTERJEE

LAP	LAP TIME	DIFF	MPH	TIME OF DAY
1 -	1:44.179	11.070	81.41	12:21:39.879
2 -	1:33.343	0.234	90.86	12:23:13.222
3 -	1:33.695	0.586	90.52	12:24:46.917
4 -	1:33.109 (1)		91.09	12:26:20.026
5 -	1:34.338	1.229	89.90	12:27:54.364
6 -	1:33.783	0.674	90.43	12:29:28.147
7 -	1:34.745	1.636	89.52	12:31:02.892
8 -	1:34.037	0.928	90.19	12:32:36.929
9 -	1:33.575	0.466	90.63	12:34:10.504
10 -	1:33.507	0.398	90.70	12:35:44.011
11 -	1:33.681	0.572	90.53	12:37:17.692
12 -	1:34.313	1.204	89.93	12:38:52.005
13 -	1:34.530	1.421	89.72	12:40:26.535
14 -	1:33.520	0.411	90.69	12:42:00.055
15 -	1:33.226 (3)	0.117	90.97	12:43:33.281
16 -	1:33.862	0.753	90.36	12:45:07.143
17 -	1:33.324	0.215	90.88	12:46:40.467
18 -	1:33.173 (2)	0.064	91.03	12:48:13.640

Weather / Track : Bright / Dry

Thruxton

Circuit Length = 2.3560 miles

Start: 12:19 Flag 12:51 End: 12:52

ALACO Motorsport Logistics Caterham Seven 270R Championship

RACE 8 - LAP ANALYSIS

DIFF = Difference To Personal Best Lap

19 -	1:36.180	3.071	88.18	12:49:49.820
20 -	1:36.830	3.721	87.59	12:51:26.650

ALACO Motorsport Logistics Caterham Seven 270R Championship

RACE 8 - POSITION CHART

No	Name	Lap																					
		Pos	1	2	3	4	5	6	7	8	9	10	11	12	13	14	15	16	17	18	19	20	21
23	TOPHAM	1	25	25	92	25	92	25	92	25	92	25	25	92	25	92	25	92	25	25	92	92	92
25	MCCORMACK	2	45	23	25	92	25	92	25	92	25	92	92	25	92	25	92	25	92	92	25	25	25
92	FALVEY	3	23	45	22	23	45	45	22	23	22	45	23	23	22	23	22	23	22	23	22	23	23
45	BATES	4	26	92	45	22	22	23	45	22	23	23	45	22	23	22	23	22	23	22	23	22	22
26	VERNON	5	92	26	23	45	23	22	23	45	45	22	22	45	45	45	45	45	45	45	45	45	45
22	SMITH	6	22	22	26	26	26	26	26	57	88	88	26	57	88	88	26	88	19	88	19	26	88
66	MCALEER	7	57	57	57	57	57	57	57	66	57	57	88	88	57	19	88	19	88	9	88	88	26
9	EVERETT	8	9	9	9	66	9	66	88	26	26	26	57	26	9	26	19	9	9	19	26	57	57
71	SHIVERAL	9	71	66	66	9	66	9	9	88	9	9	9	9	26	57	9	57	26	57	57	19	19
57	PARMAR	10	66	19	19	19	88	88	66	9	19	66	66	19	19	9	57	26	57	26	9	9	9
19	CHRISTIE	11	19	71	71	88	19	19	19	19	66	19	19	71	71	71	71	71	71	71	71	71	71
29	CHILD	12	29	8	88	71	71	71	71	71	71	71	71	8	29	29	11	29	18	18	29	29	8
8	PRICE	13	8	88	29	18	29	11	29	29	29	8	8	29	8	8	29	8	11	29	18	18	29
42	FORTESCUE	14	88	29	18	11	42	29	18	8	8	29	29	11	11	18	8	11	8	11	8	8	18
11	ROBERTS	15	18	18	11	29	11	42	42	11	11	11	11	18	18	11	18	18	29	8	11	11	11
18	BULLOCK	16	11	11	42	42	18	18	8	18	18	18	18	42	42	42	42	42	42	42	42	42	42
3	ELVERY	17	42	42	8	8	8	8	11	42	42	42	42	68	68	68	68	68	68	68	68	68	3
68	WELCH	18	68	3	3	3	3	3	3	68	68	68	68	3	3	3	3	3	3	3	3	3	68
33	CHATTERJEE	19	3	68	68	68	68	68	68	3	3	3	3	66	66	66	66	66	66	66	66	66	66
27	TRENTER	20	27	27	27	27	27	27	27	33	33	33	33	33	33	33	33	33	33	33	33	33	27
88	WALTERS	21	33	33	33	33	33	33	33	27	27	27	27	27	27	27	27	27	27	27	27	27	33

Weather / Track : Bright / Dry

Thrupton
 Circuit Length = 2.3560 miles
 Start: 12:19 Flag 12:51 End: 12:52

Results can be found at www.tsl-timing.com

Printed - 12:54 Sunday, 02 September 2018



Santander Caterham Seven 310R Championship

Thruxton Circuit

1st / 2nd September 2018



Results Provided by Timing Solutions Ltd
www.tsl-timing.com

Santander Caterham Seven 310R Championship

QUALIFYING - RACE 2 - CLASSIFICATION - AMENDED

POS	NO	NAME	ENTRY	TIME	ON	LAPS	GAP	DIFF	MPH
1	2	Christian SZARUTA	Caterham 310R	1:25.872	3	6			98.77
2	85	Gordon SAWYER	Caterham 310R	1:26.074	4	9	0.202	0.202	98.53
3	91	Lee BRISTOW	Caterham 310R	1:26.253	5	12	0.381	0.179	98.33
4	48	Tom GRENSINGER	Caterham 310R	1:26.356	3	12	0.484	0.103	98.21
5	71	Alan COOPER	Caterham 310R	1:26.366	3	12	0.494	0.010	98.20
6	15	David YATES	Caterham 310R	1:26.538	4	12	0.666	0.172	98.01
7	55	Russ OLIVANT	Caterham 310R	1:26.692	3	12	0.820	0.154	97.83
8	14	Chris RANKIN	Caterham 310R	1:26.767	2	11	0.895	0.075	97.75
9	78	Chris HUTCHINSON	Caterham 310R	1:26.784	3	12	0.912	0.017	97.73
10	11	Andrew PERRY	Caterham 310R	1:26.852	4	10	0.980	0.068	97.65
11	28	Harry SENIOR	Caterham 310R	1:26.866	3	11	0.994	0.014	97.64
12	10	David BEVAN	Caterham 310R	1:26.867	12	12	0.995	0.001	97.63
13	87	Joe DRAPER	Caterham 310R	1:26.955	8	12	1.083	0.088	97.54
14	80	Alex JORDAN	Caterham 310R	1:27.023	9	9	1.151	0.068	97.46
15	79	Nathan BELL	Caterham 310R	1:27.140	3	11	1.268	0.117	97.33
16	47	Rob WATTS	Caterham 310R	1:27.398	3	12	1.526	0.258	97.04
17	5	Chris AUBREY	Caterham 310R	1:27.495	1	12	1.623	0.097	96.93
18	8	Simon SHARROCK	Caterham 310R	1:27.516	7	12	1.644	0.021	96.91
19	70	Kevin COOPER	Caterham 310R	1:27.582	8	12	1.710	0.066	96.84
20	50	Greg HYATT	Caterham 310R	1:27.602	3	12	1.730	0.020	96.81
21	6	Richard LAMBERT	Caterham 310R	1:27.620	11	12	1.748	0.018	96.79
22	44	Mark DAVIES	Caterham 310R	1:27.745	7	12	1.873	0.125	96.66
23	52	Martin PRATT	Caterham 310R	1:28.489	4	12	2.617	0.744	95.84
24	12	Andy WHITTON	Caterham 310R	1:28.577	2	12	2.705	0.088	95.75
25	53	Matthew WELCH	Caterham 310R	1:29.150	3	12	3.278	0.573	95.13
26	73	Douglas THAIN	Caterham 310R	1:29.168	4	12	3.296	0.018	95.11
27	19*	Donald HENSHALL	Caterham 310R			12			
28	21*	Harry LANDY	Caterham 310R			12			

Cars 19 & 21- All lap times disallowed Post Qualifying Scrutineering MSA 3.3

Thruxton
Circuit Length = 2.3560 miles
Start: 09:48 Flag 10:08 End: 10:09

Weather / Track : Bright / Dry
These results are provisional until the conclusion of any judicial and technical matters.

Clerk Of Course :	Timekeeper :
-------------------	--------------

Results can be found at www.tsl-timing.com

Printed - 12:13 Saturday, 01 September 2018



Santander Caterham Seven 310R Championship

QUALIFYING - RACE 2 - LAP ANALYSIS - AMENDED

DIFF = Difference To Personal Best Lap

P1 2 Christian SZARUTA				
LAP	LAP TIME	DIFF	MPH	TIME OF DAY
1 -	1:26.167 (2)	0.295	98.43	09:51:58.680
2 -	1:31.625	5.753	92.56	09:53:30.305
3 -	1:25.872 (1)		98.77	09:54:56.177
4 -	1:26.294 (3)	0.422	98.28	09:56:22.471
5 -	7:29.044 P	6:03.172	18.88	10:03:51.515
6 -	1:44.174	18.302	81.41	10:05:35.689

P2 85 Gordon SAWYER				
LAP	LAP TIME	DIFF	MPH	TIME OF DAY
1 -	1:26.436 (3)	0.362	98.12	09:52:15.015
2 -	1:26.418 (2)	0.344	98.14	09:53:41.433
3 -	1:26.824	0.750	97.68	09:55:08.257
4 -	1:26.074 (1)		98.53	09:56:34.331
5 -	1:30.403	4.329	93.82	09:58:04.734
6 -	1:28.955	2.881	95.34	09:59:33.689
7 -	1:27.541	1.467	96.88	10:01:01.230
8 -	2:46.346 P	1:20.272	50.98	10:03:47.576
9 -	2:03.641	37.567	68.59	10:05:51.217

P3 91 Lee BRISTOW				
LAP	LAP TIME	DIFF	MPH	TIME OF DAY
1 -	1:30.266	4.013	93.96	09:52:23.386
2 -	1:27.152 (3)	0.899	97.31	09:53:50.538
3 -	1:27.251	0.998	97.20	09:55:17.789
4 -	1:27.402	1.149	97.04	09:56:45.191
5 -	1:26.253 (1)		98.33	09:58:11.444
6 -	1:33.458	7.205	90.75	09:59:44.902
7 -	1:27.237	0.984	97.22	10:01:12.139
8 -	1:37.578 P	11.325	86.92	10:02:49.717
9 -	1:32.544	6.291	91.64	10:04:22.261
10 -	1:27.593	1.340	96.82	10:05:49.854
11 -	1:26.921 (2)	0.668	97.57	10:07:16.775
12 -	1:33.083	6.830	91.11	10:08:49.858

P4 48 Tom GRENSINGER				
LAP	LAP TIME	DIFF	MPH	TIME OF DAY
1 -	1:26.991 (2)	0.635	97.49	09:52:09.740
2 -	1:27.480	1.124	96.95	09:53:37.220
3 -	1:26.356 (1)		98.21	09:55:03.576
4 -	1:27.777	1.421	96.62	09:56:31.353
5 -	1:27.463	1.107	96.97	09:57:58.816
6 -	1:27.391 (3)	1.035	97.05	09:59:26.207
7 -	1:31.617	5.261	92.57	10:00:57.824
8 -	1:33.734	7.378	90.48	10:02:31.558
9 -	1:38.727	12.371	85.90	10:04:10.285
10 -	1:29.305	2.949	94.97	10:05:39.590
11 -	1:37.937	11.581	86.60	10:07:17.527
12 -	1:28.623	2.267	95.70	10:08:46.150

P5 71 Alan COOPER				
LAP	LAP TIME	DIFF	MPH	TIME OF DAY
1 -	1:26.786 (3)	0.420	97.73	09:52:21.257
2 -	1:26.480 (2)	0.114	98.07	09:53:47.737
3 -	1:26.366 (1)		98.20	09:55:14.103
4 -	1:27.437	1.071	97.00	09:56:41.540
5 -	1:26.804	0.438	97.70	09:58:08.344
6 -	1:31.814	5.448	92.37	09:59:40.158
7 -	1:27.135	0.769	97.33	10:01:07.293

DIFF = Difference To Personal Best Lap

8 -	1:30.432	4.066	93.78	10:02:37.725
9 -	1:51.637 P	25.271	75.97	10:04:29.362
10 -	1:33.809	7.443	90.41	10:06:03.171
11 -	1:27.650	1.284	96.76	10:07:30.821
12 -	1:30.663	4.297	93.55	10:09:01.484

P6 15 David YATES				
LAP	LAP TIME	DIFF	MPH	TIME OF DAY
1 -	1:29.519	2.981	94.74	09:51:57.617
2 -	1:29.509	2.971	94.75	09:53:27.126
3 -	1:28.173	1.635	96.19	09:54:55.299
4 -	1:26.538 (1)		98.01	09:56:21.837
5 -	1:31.406	4.868	92.79	09:57:53.243
6 -	1:34.884	8.346	89.38	09:59:28.127
7 -	1:30.435	3.897	93.78	10:00:58.562
8 -	1:37.737	11.199	86.77	10:02:36.299
9 -	1:29.957	3.419	94.28	10:04:06.256
10 -	1:27.137 (2)	0.599	97.33	10:05:33.393
11 -	1:36.132	9.594	88.22	10:07:09.525
12 -	1:27.663 (3)	1.125	96.75	10:08:37.188

P7 55 Russ OLIVANT				
LAP	LAP TIME	DIFF	MPH	TIME OF DAY
1 -	1:27.974 (2)	1.282	96.41	09:51:56.993
2 -	1:32.749	6.057	91.44	09:53:29.742
3 -	1:26.692 (1)		97.83	09:54:56.434
4 -	1:28.584 (3)	1.892	95.74	09:56:25.018
5 -	1:30.361	3.669	93.86	09:57:55.379
6 -	1:34.711	8.019	89.55	09:59:30.090
7 -	1:33.908	7.216	90.31	10:01:03.998
8 -	1:39.498	12.806	85.24	10:02:43.496
9 -	1:31.851	5.159	92.34	10:04:15.347
10 -	1:37.796	11.104	86.72	10:05:53.143
11 -	1:29.932	3.240	94.31	10:07:23.075
12 -	1:30.863	4.171	93.34	10:08:53.938

P8 14 Chris RANKIN				
LAP	LAP TIME	DIFF	MPH	TIME OF DAY
1 -	1:27.202 (2)	0.435	97.26	09:51:59.275
2 -	1:26.767 (1)		97.75	09:53:26.042
3 -	1:28.111	1.344	96.26	09:54:54.153
4 -	1:29.519	2.752	94.74	09:56:23.672
5 -	1:27.768	1.001	96.63	09:57:51.440
6 -	1:38.943	12.176	85.72	09:59:30.383
7 -	1:27.573 (3)	0.806	96.85	10:00:57.956
8 -	1:33.169	6.402	91.03	10:02:31.125
9 -	2:09.716 P	42.949	65.38	10:04:40.841
10 -	2:27.253 P	1:00.486	57.59	10:07:08.094
11 -	1:32.646	5.879	91.54	10:08:40.740

P9 78 Chris HUTCHINSON				
LAP	LAP TIME	DIFF	MPH	TIME OF DAY
1 -	1:26.898 (3)	0.114	97.60	09:51:57.967
2 -	1:30.933	4.149	93.27	09:53:28.900
3 -	1:26.784 (1)		97.73	09:54:55.684
4 -	1:26.907	0.123	97.59	09:56:22.591
5 -	1:33.288	6.504	90.91	09:57:55.879
6 -	1:33.708	6.924	90.51	09:59:29.587
7 -	1:27.474	0.690	96.96	10:00:57.061
8 -	1:38.791	12.007	85.85	10:02:35.852
9 -	1:29.962	3.178	94.27	10:04:05.814

Thruxton

Circuit Length = 2.3560 miles

Start: 09:48 Flag 10:08 End: 10:09

Weather / Track : Bright / Dry

Santander Caterham Seven 310R Championship

QUALIFYING - RACE 2 - LAP ANALYSIS - AMENDED

DIFF = Difference To Personal Best Lap

10 -	1:26.845 (2)	0.061	97.66	10:05:32.659
11 -	1:36.421	9.637	87.96	10:07:09.080
12 -	1:33.414	6.630	90.79	10:08:42.494

P10 11 Andrew PERRY				
LAP	LAP TIME	DIFF	MPH	TIME OF DAY
1 -	1:29.351	2.499	94.92	09:52:03.375
2 -	1:27.655 (2)	0.803	96.76	09:53:31.030
3 -	1:27.762 (3)	0.910	96.64	09:54:58.792
4 -	1:26.852 (1)		97.65	09:56:25.644
5 -	1:28.076	1.224	96.29	09:57:53.720
6 -	4:08.975 P	2:42.123	34.06	10:02:02.695
7 -	2:04.559	37.707	68.09	10:04:07.254
8 -	1:31.215	4.363	92.98	10:05:38.469
9 -	1:38.077	11.225	86.47	10:07:16.546
10 -	1:35.683	8.831	88.64	10:08:52.229

P11 28 Harry SENIOR				
LAP	LAP TIME	DIFF	MPH	TIME OF DAY
1 -	1:27.647 (2)	0.781	96.77	09:52:05.296
2 -	1:29.355	2.489	94.92	09:53:34.651
3 -	1:26.866 (1)		97.64	09:55:01.517
4 -	1:28.197	1.331	96.16	09:56:29.714
5 -	1:27.955 (3)	1.089	96.43	09:57:57.669
6 -	2:58.012 P	1:31.146	47.64	10:00:55.681
7 -	1:39.422	12.556	85.30	10:02:35.103
8 -	1:32.522	5.656	91.67	10:04:07.625
9 -	1:29.205	2.339	95.08	10:05:36.830
10 -	1:29.033	2.167	95.26	10:07:05.863
11 -	1:29.671	2.805	94.58	10:08:35.534

P12 10 David BEVAN				
LAP	LAP TIME	DIFF	MPH	TIME OF DAY
1 -	1:28.366	1.499	95.98	09:52:19.137
2 -	1:27.598 (2)	0.731	96.82	09:53:46.735
3 -	1:27.610 (3)	0.743	96.81	09:55:14.345
4 -	1:29.565	2.698	94.69	09:56:43.910
5 -	1:27.739	0.872	96.66	09:58:11.649
6 -	1:35.214	8.347	89.07	09:59:46.863
7 -	1:28.018	1.151	96.36	10:01:14.881
8 -	1:32.263	5.396	91.92	10:02:47.144
9 -	1:32.309	5.442	91.88	10:04:19.453
10 -	1:34.326	7.459	89.91	10:05:53.779
11 -	1:30.708	3.841	93.50	10:07:24.487
12 -	1:26.867 (1)		97.63	10:08:51.354

P13 87 Joe DRAPER				
LAP	LAP TIME	DIFF	MPH	TIME OF DAY
1 -	1:28.701	1.746	95.62	09:51:55.694
2 -	1:28.582	1.627	95.74	09:53:24.276
3 -	1:33.516	6.561	90.69	09:54:57.792
4 -	1:27.984	1.029	96.39	09:56:25.776
5 -	1:30.655	3.700	93.55	09:57:56.431
6 -	1:41.187	14.232	83.82	09:59:37.618
7 -	1:27.775 (3)	0.820	96.62	10:01:05.393
8 -	1:26.955 (1)		97.54	10:02:32.348
9 -	1:38.870	11.915	85.78	10:04:11.218
10 -	1:33.377	6.422	90.83	10:05:44.595
11 -	1:28.402	1.447	95.94	10:07:12.997
12 -	1:27.019 (2)	0.064	97.46	10:08:40.016

DIFF = Difference To Personal Best Lap

P14 80 Alex JORDAN				
LAP	LAP TIME	DIFF	MPH	TIME OF DAY
1 -	1:28.542	1.519	95.79	09:52:03.032
2 -	1:59.880	32.857	70.75	09:54:02.912
3 -	2:23.899	56.876	58.94	09:56:26.811
4 -	1:27.681 (2)	0.658	96.73	09:57:54.492
5 -	1:32.752	5.729	91.44	09:59:27.244
6 -	1:28.375 (3)	1.352	95.97	10:00:55.619
7 -	1:36.619	9.596	87.78	10:02:32.238
8 -	1:35.728	8.705	88.60	10:04:07.966
9 -	1:27.023 (1)		97.46	10:05:34.989

P15 79 Nathan BELL				
LAP	LAP TIME	DIFF	MPH	TIME OF DAY
1 -	1:28.233	1.093	96.12	09:52:13.249
2 -	1:28.318	1.178	96.03	09:53:41.567
3 -	1:27.140 (1)		97.33	09:55:08.707
4 -	1:28.812	1.672	95.50	09:56:37.519
5 -	1:28.455	1.315	95.88	09:58:05.974
6 -	1:28.478	1.338	95.86	09:59:34.452
7 -	1:27.219 (2)	0.079	97.24	10:01:01.671
8 -	1:28.054 (3)	0.914	96.32	10:02:29.725
9 -	1:33.945	6.805	90.28	10:04:03.670
10 -	1:33.784	6.644	90.43	10:05:37.454
11 -	3:07.715 P	1:40.575	45.18	10:08:45.169

P16 47 Rob WATTS				
LAP	LAP TIME	DIFF	MPH	TIME OF DAY
1 -	1:27.969 (3)	0.571	96.41	09:52:14.074
2 -	1:28.572	1.174	95.75	09:53:42.646
3 -	1:27.398 (1)		97.04	09:55:10.044
4 -	1:28.186	0.788	96.17	09:56:38.230
5 -	1:34.200	6.802	90.03	09:58:12.430
6 -	1:36.153	8.755	88.20	09:59:48.583
7 -	1:28.430	1.032	95.91	10:01:17.013
8 -	1:27.977	0.579	96.40	10:02:44.990
9 -	1:31.684	4.286	92.50	10:04:16.674
10 -	1:37.996	10.598	86.55	10:05:54.670
11 -	1:27.424 (2)	0.026	97.01	10:07:22.094
12 -	1:29.082	1.684	95.21	10:08:51.176

P17 5 Chris AUBREY				
LAP	LAP TIME	DIFF	MPH	TIME OF DAY
1 -	1:27.495 (1)		96.93	09:51:57.197
2 -	1:29.510	2.015	94.75	09:53:26.707
3 -	1:27.878 (2)	0.383	96.51	09:54:54.585
4 -	1:28.545 (3)	1.050	95.78	09:56:23.130
5 -	1:29.242	1.747	95.04	09:57:52.372
6 -	1:35.485	7.990	88.82	09:59:27.857
7 -	1:28.602	1.107	95.72	10:00:56.459
8 -	1:33.725	6.230	90.49	10:02:30.184
9 -	1:33.610	6.115	90.60	10:04:03.794
10 -	1:30.198	2.703	94.03	10:05:33.992
11 -	1:33.254	5.759	90.95	10:07:07.246
12 -	1:30.865	3.370	93.34	10:08:38.111

P18 8 Simon SHARROCK				
LAP	LAP TIME	DIFF	MPH	TIME OF DAY
1 -	1:30.168	2.652	94.06	09:52:06.756
2 -	1:28.935	1.419	95.36	09:53:35.691

Thruxton

Circuit Length = 2.3560 miles

Start: 09:48 Flag 10:08 End: 10:09

Weather / Track : Bright / Dry

Santander Caterham Seven 310R Championship

QUALIFYING - RACE 2 - LAP ANALYSIS - AMENDED

DIFF = Difference To Personal Best Lap

3 -	1:28.324 (2)	0.808	96.02	09:55:04.015
4 -	1:29.088	1.572	95.20	09:56:33.103
5 -	1:28.720 (3)	1.204	95.59	09:58:01.823
6 -	1:29.503	1.987	94.76	09:59:31.326
7 -	1:27.516 (1)		96.91	10:00:58.842
8 -	1:30.718	3.202	93.49	10:02:29.560
9 -	1:32.800	5.284	91.39	10:04:02.360
10 -	1:30.428	2.912	93.79	10:05:32.788
11 -	1:31.868	4.352	92.32	10:07:04.656
12 -	1:32.064	4.548	92.12	10:08:36.720

P19 70 Kevin COOPER

LAP	LAP TIME	DIFF	MPH	TIME OF DAY
1 -	1:32.526	4.944	91.66	09:52:30.493
2 -	1:27.873 (3)	0.291	96.52	09:53:58.366
3 -	1:28.765	1.183	95.55	09:55:27.131
4 -	1:28.389	0.807	95.95	09:56:55.520
5 -	1:28.035	0.453	96.34	09:58:23.555
6 -	1:31.729	4.147	92.46	09:59:55.284
7 -	1:28.186	0.604	96.17	10:01:23.470
8 -	1:27.582 (1)		96.84	10:02:51.052
9 -	1:28.013	0.431	96.36	10:04:19.065
10 -	1:31.544	3.962	92.65	10:05:50.609
11 -	1:27.814 (2)	0.232	96.58	10:07:18.423
12 -	1:29.678	2.096	94.57	10:08:48.101

P20 50 Greg HYATT

LAP	LAP TIME	DIFF	MPH	TIME OF DAY
1 -	1:29.509	1.907	94.75	09:52:04.294
2 -	1:34.586	6.984	89.67	09:53:38.880
3 -	1:27.602 (1)		96.81	09:55:06.482
4 -	1:31.087	3.485	93.11	09:56:37.569
5 -	1:29.112	1.510	95.17	09:58:06.681
6 -	1:34.292	6.690	89.95	09:59:40.973
7 -	1:28.040 (2)	0.438	96.33	10:01:09.013
8 -	1:29.475	1.873	94.79	10:02:38.488
9 -	1:35.141	7.539	89.14	10:04:13.629
10 -	1:43.328	15.726	82.08	10:05:56.957
11 -	1:29.743	2.141	94.51	10:07:26.700
12 -	1:28.661 (3)	1.059	95.66	10:08:55.361

P21 6 Richard LAMBERT

LAP	LAP TIME	DIFF	MPH	TIME OF DAY
1 -	1:28.297 (3)	0.677	96.05	09:52:27.600
2 -	1:28.338	0.718	96.01	09:53:55.938
3 -	1:28.460	0.840	95.88	09:55:24.398
4 -	1:28.550	0.930	95.78	09:56:52.948
5 -	1:31.427	3.807	92.76	09:58:24.375
6 -	1:28.937	1.317	95.36	09:59:53.312
7 -	1:28.353	0.733	95.99	10:01:21.665
8 -	1:28.539	0.919	95.79	10:02:50.204
9 -	1:27.881 (2)	0.261	96.51	10:04:18.085
10 -	1:33.763	6.143	90.45	10:05:51.848
11 -	1:27.620 (1)		96.79	10:07:19.468
12 -	1:30.653	3.033	93.56	10:08:50.121

P22 44 Mark DAVIES

LAP	LAP TIME	DIFF	MPH	TIME OF DAY
1 -	1:29.998	2.253	94.24	09:52:04.936
2 -	1:30.016	2.271	94.22	09:53:34.952
3 -	1:28.136 (2)	0.391	96.23	09:55:03.088

DIFF = Difference To Personal Best Lap

4 -	1:30.329	2.584	93.89	09:56:33.417
5 -	1:28.632 (3)	0.887	95.69	09:58:02.049
6 -	1:29.491	1.746	94.77	09:59:31.540
7 -	1:27.745 (1)		96.66	10:00:59.285
8 -	1:29.141	1.396	95.14	10:02:28.426
9 -	1:34.205	6.460	90.03	10:04:02.631
10 -	1:30.562	2.817	93.65	10:05:33.193
11 -	1:33.187	5.442	91.01	10:07:06.380
12 -	1:29.513	1.768	94.75	10:08:35.893

P23 52 Martin PRATT

LAP	LAP TIME	DIFF	MPH	TIME OF DAY
1 -	1:32.689	4.200	91.50	09:52:06.542
2 -	1:28.976 (2)	0.487	95.32	09:53:35.518
3 -	1:30.170	1.681	94.06	09:55:05.688
4 -	1:28.489 (1)		95.84	09:56:34.177
5 -	1:31.530	3.041	92.66	09:58:05.707
6 -	1:29.292 (3)	0.803	94.98	09:59:34.999
7 -	1:31.800	3.311	92.39	10:01:06.799
8 -	1:34.616	6.127	89.64	10:02:41.415
9 -	1:29.419	0.930	94.85	10:04:10.834
10 -	1:33.201	4.712	91.00	10:05:44.035
11 -	1:32.339	3.850	91.85	10:07:16.374
12 -	1:31.060	2.571	93.14	10:08:47.434

P24 12 Andy WHITTON

LAP	LAP TIME	DIFF	MPH	TIME OF DAY
1 -	1:28.726 (2)	0.149	95.59	09:52:04.682
2 -	1:28.577 (1)		95.75	09:53:33.259
3 -	1:28.971 (3)	0.394	95.33	09:55:02.230
4 -	1:30.388	1.811	93.83	09:56:32.618
5 -	1:30.311	1.734	93.91	09:58:02.929
6 -	1:30.103	1.526	94.13	09:59:33.032
7 -	1:29.456	0.879	94.81	10:01:02.488
8 -	1:30.856	2.279	93.35	10:02:33.344
9 -	1:31.568	2.991	92.62	10:04:04.912
10 -	1:29.406	0.829	94.86	10:05:34.318
11 -	1:33.339	4.762	90.86	10:07:07.657
12 -	1:29.395	0.818	94.87	10:08:37.052

P25 53 Matthew WELCH

LAP	LAP TIME	DIFF	MPH	TIME OF DAY
1 -	1:30.742	1.592	93.46	09:52:10.440
2 -	1:29.888	0.738	94.35	09:53:40.328
3 -	1:29.150 (1)		95.13	09:55:09.478
4 -	1:29.227 (2)	0.077	95.05	09:56:38.705
5 -	1:32.350	3.200	91.84	09:58:11.055
6 -	1:32.486	3.336	91.70	09:59:43.541
7 -	1:29.595 (3)	0.445	94.66	10:01:13.136
8 -	1:30.483	1.333	93.73	10:02:43.619
9 -	1:30.978	1.828	93.22	10:04:14.597
10 -	1:32.873	3.723	91.32	10:05:47.470
11 -	1:30.827	1.677	93.38	10:07:18.297
12 -	1:31.127	1.977	93.07	10:08:49.424

P26 73 Douglas THAIN

LAP	LAP TIME	DIFF	MPH	TIME OF DAY
1 -	1:29.661 (3)	0.493	94.59	09:52:28.483
2 -	1:29.458 (2)	0.290	94.81	09:53:57.941
3 -	1:29.985	0.817	94.25	09:55:27.926
4 -	1:29.168 (1)		95.11	09:56:57.094

Thruxton

Circuit Length = 2.3560 miles

Start: 09:48 Flag 10:08 End: 10:09

Weather / Track : Bright / Dry

Santander Caterham Seven 310R Championship

QUALIFYING - RACE 2 - LAP ANALYSIS - AMENDED

DIFF = Difference To Personal Best Lap

5 -	1:30.505	1.337	93.71	09:58:27.599
6 -	1:30.748	1.580	93.46	09:59:58.347
7 -	1:30.158	0.990	94.07	10:01:28.505
8 -	1:30.184	1.016	94.04	10:02:58.689
9 -	1:31.064	1.896	93.13	10:04:29.753
10 -	1:30.269	1.101	93.95	10:06:00.022
11 -	1:30.062	0.894	94.17	10:07:30.084
12 -	1:30.415	1.247	93.80	10:09:00.499

P27 19 Donald HENSHALL

LAP	LAP TIME	DIFF	MPH	TIME OF DAY
1 -	4:26.794	D	97.72	09:51:58.410
2 -	4:27.839	D	96.55	09:53:26.249
3 -	4:27.468	D	96.96	09:54:53.717
4 -	4:30.079	D	94.15	09:56:23.796
5 -	4:28.083	D	96.29	09:57:51.879
6 -	4:45.125	D	80.68	09:59:37.004
7 -	4:26.788	D	97.72	10:01:03.792
8 -	4:35.757	D	88.57	10:02:39.549
9 -	4:33.290	D	90.91	10:04:12.839
10 -	4:28.390	D	95.95	10:05:41.229
11 -	4:29.357	D	94.91	10:07:10.586
12 -	4:26.927	D	97.57	10:08:37.513

P28 21 Harry LANDY

LAP	LAP TIME	DIFF	MPH	TIME OF DAY
1 -	4:29.928	D	94.31	09:52:14.597
2 -	4:28.298	D	96.05	09:53:42.895
3 -	4:27.999	D	96.38	09:55:10.894
4 -	4:28.380	D	95.96	09:56:39.274
5 -	4:29.677	D	94.57	09:58:08.951
6 -	4:30.278	D	93.94	09:59:39.229
7 -	4:28.544	D	95.79	10:01:07.770
8 -	4:34.128	D	93.07	10:02:38.898
9 -	4:34.657	D	92.53	10:04:10.555
10 -	4:41.637	D	83.45	10:05:52.192
11 -	4:27.680	D	96.73	10:07:19.872
12 -	4:30.527	D	93.69	10:08:50.399

Santander Caterham Seven 310R Championship
RACE 2 - GRID (30 minutes) - AMENDED

ROW 14		+10 Seconds	27	19 Donald HENSHALL		+10 Seconds	28	21 Harry LANDY
ROW 13	1:29.150		25	53 Matthew WELCH	1:29.168		26	73 Douglas THAIN
ROW 12		1:28.489	23	52 Martin PRATT	1:28.577		24	12 Andy WHITTON
ROW 11	1:27.620		21	6 Richard LAMBERT	1:27.745		22	44 Mark DAVIES
ROW 10		1:27.582	19	70 Kevin COOPER	1:27.602		20	50 Greg HYATT
ROW 9	1:27.495		17	5 Chris AUBREY	1:27.516		18	8 Simon SHARROCK
ROW 8		1:27.140	15	79 Nathan BELL	1:27.398		16	47 Rob WATTS
ROW 7	1:26.955		13	87 Joe DRAPER	1:27.023		14	80 Alex JORDAN
ROW 6		1:26.866	11	28 Harry SENIOR	1:26.867		12	10 David BEVAN
ROW 5	1:26.784		9	78 Chris HUTCHINSON	1:26.852		10	11 Andrew PERRY
ROW 4		1:26.692	7	55 Russ OLIVANT	1:26.767		8	14 Chris RANKIN
ROW 3	1:26.366		5	71 Alan COOPER	1:26.538		6	15 David YATES
ROW 2		1:26.253	3	91 Lee BRISTOW	1:26.356		4	48 Tom GRENSINGER
ROW 1	1:25.872		1	2 Christian SZARUTA	1:26.074		2	85 Gordon SAWYER
				Pole				

Thruxton
 Circuit Length = 2.3560 miles

These results are provisional until the conclusion of any judicial and technical matters.

Clerk Of Course :	Timekeeper :
-------------------	--------------

Results can be found at www.tsl-timing.com

Printed - 12:15 Saturday, 01 September 2018



Santander Caterham Seven 310R Championship

RACE 2 - CLASSIFICATION

POS	NO	NAME	ENTRY	LAPS	TIME	GAP	DIFF	MPH	BEST	ON
1	78	Chris HUTCHINSON	Caterham 310R	21	30:59.472			95.78	1:27.335	8
2	15	David YATES	Caterham 310R	21	30:59.574	0.102	0.102	95.78	1:27.011	20
3	2	Christian SZARUTA	Caterham 310R	21	30:59.705	0.233	0.131	95.77	1:27.245	19
4	48	Tom GRENSINGER	Caterham 310R	21	30:59.795	0.323	0.090	95.77	1:27.213	19
5	91	Lee BRISTOW	Caterham 310R	21	30:59.819	0.347	0.024	95.76	1:27.275	8
6	71	Alan COOPER	Caterham 310R	21	31:01.374	1.902	1.555	95.68	1:27.148	6
7	14	Chris RANKIN	Caterham 310R	21	31:06.212	6.740	4.838	95.44	1:27.742	10
8	19	Donald HENSHALL	Caterham 310R	21	31:06.269	6.797	0.057	95.43	1:27.334	13
9	55	Russ OLIVANT	Caterham 310R	21	31:06.370	6.898	0.101	95.43	1:27.803	17
10	80	Alex JORDAN	Caterham 310R	21	31:06.596	7.124	0.226	95.42	1:27.774	4
11	11	Andrew PERRY	Caterham 310R	21	31:06.723	7.251	0.127	95.41	1:27.567	6
12	10	David BEVAN	Caterham 310R	21	31:06.939	7.467	0.216	95.40	1:27.511	8
13	87	Joe DRAPER	Caterham 310R	21	31:11.457	11.985	4.518	95.17	1:27.411	18
14	85	Gordon SAWYER	Caterham 310R	21	31:12.257	12.785	0.800	95.13	1:27.689	13
15	5	Chris AUBREY	Caterham 310R	21	31:12.384	12.912	0.127	95.12	1:27.852	8
16	47	Rob WATTS	Caterham 310R	21	31:13.702	14.230	1.318	95.05	1:27.531	13
17	6	Richard LAMBERT	Caterham 310R	21	31:22.027	22.555	8.325	94.63	1:27.283	4
18	79*	Nathan BELL	Caterham 310R	21	31:41.399	41.927	19.372	93.67	1:28.004	8
19	44	Mark DAVIES	Caterham 310R	21	31:41.703	42.231	0.304	93.66	1:28.912	19
20	12	Andy WHITTON	Caterham 310R	21	31:42.008	42.536	0.305	93.64	1:29.115	5
21	8	Simon SHARROCK	Caterham 310R	21	31:43.194	43.722	1.186	93.58	1:28.618	11
22	21	Harry LANDY	Caterham 310R	21	31:45.385	45.913	2.191	93.47	1:28.286	11
23	70	Kevin COOPER	Caterham 310R	21	31:51.521	52.049	6.136	93.17	1:29.519	2
24	53	Matthew WELCH	Caterham 310R	21	31:54.679	55.207	3.158	93.02	1:29.128	5
25	28	Harry SENIOR	Caterham 310R	21	31:55.006	55.534	0.327	93.00	1:27.493	13
26	73	Douglas THAIN	Caterham 310R	21	31:55.505	56.033	0.499	92.98	1:28.390	5
27	52	Martin PRATT	Caterham 310R	21	31:58.372	58.900	2.867	92.84	1:28.978	5
28	50	Greg HYATT	Caterham 310R	21	31:58.940	59.468	0.568	92.81	1:28.564	4

FASTEST LAP

15	David YATES	Caterham 310R	20	1:27.011	97.47 mph	156.87 kph
----	-------------	---------------	----	----------	-----------	------------

Car 79 – Transponder stopped working, please check fitting

Thruxton
 Circuit Length = 2.3560 miles
 Start: 14:22 Flag 14:53 End: 14:54

Weather / Track : Bright / Dry
 These results are provisional until the conclusion of any judicial and technical matters.

Clerk Of Course :	Timekeeper :
-------------------	--------------

Results can be found at www.tsl-timing.com

Printed - 14:55 Saturday, 01 September 2018



Santander Caterham Seven 310R Championship

RACE 2 - LAP CHART

LAP 1 @ 14:24:13.435			LAP 2 @ 14:25:41.944			LAP 3 @ 14:27:10.119			LAP 4 @ 14:28:38.127			LAP 5 @ 14:30:06.384		
NO	BEHIND	LAP TIME	NO	BEHIND	LAP TIME	NO	BEHIND	LAP TIME	NO	BEHIND	LAP TIME	NO	BEHIND	LAP TIME
85		1:32.784	85		1:28.509	2		1:27.974	85		1:27.861	91		1:27.426
2	0.340	1:33.124	2	0.201	1:28.370	85	0.147	1:28.322	2	0.563	1:28.571	2	0.547	1:28.241
48	0.868	1:33.652	91	0.727	1:28.138	48	0.632	1:27.443	91	0.831	1:28.056	85	0.757	1:29.014
91	1.098	1:33.882	15	0.867	1:27.854	91	0.783	1:28.231	48	1.325	1:28.701	48	1.110	1:28.042
15	1.522	1:34.306	48	1.364	1:29.005	15	1.144	1:28.452	14	1.411	1:27.924	14	1.420	1:28.266
71	1.879	1:34.663	71	1.675	1:28.305	14	1.495	1:27.903	15	1.641	1:28.505	15	1.657	1:28.273
14	2.001	1:34.785	14	1.767	1:28.275	71	1.760	1:28.260	55	2.165	1:27.965	78	2.101	1:27.905
78	2.120	1:34.904	78	2.100	1:28.489	78	2.082	1:28.157	78	2.453	1:28.379	55	2.282	1:28.374
55	2.172	1:34.956	55	2.254	1:28.591	55	2.208	1:28.129	71	2.671	1:28.919	80	2.642	1:28.151
87	2.365	1:35.149	87	2.615	1:28.759	87	2.379	1:27.939	87	2.706	1:28.335	11	3.420	1:28.708
11	2.509	1:35.293	11	2.845	1:28.845	11	2.707	1:28.037	80	2.748	1:27.774	87	4.072	1:29.623
10	2.530	1:35.314	10	2.972	1:28.951	80	2.982	1:28.049	11	2.969	1:28.270	71	4.233	1:29.819
79	2.651	1:35.435	80	3.108	1:28.252	10	3.098	1:28.301	10	3.746	1:28.656	6	4.457	1:28.872
80	3.365	1:36.149	79	3.465	1:29.323	79	3.505	1:28.215	6	3.842	1:27.283	79	4.478	1:28.545
5	3.761	1:36.545	28	4.503	1:27.887	6	4.567	1:28.028	79	4.190	1:28.693	10	4.991	1:29.502
6	4.171	1:36.955	6	4.714	1:29.052	28	4.751	1:28.423	28	4.429	1:27.686	28	5.623	1:29.451
47	4.715	1:37.499	5	6.077	1:30.825	47	6.427	1:28.291	47	7.003	1:28.584	47	7.096	1:28.350
28	5.125	1:37.909	47	6.311	1:30.105	5	7.516	1:29.614	5	7.847	1:28.339	5	7.456	1:27.866
70	5.764	1:38.548	70	6.774	1:29.519	50	8.627	1:29.766	50	9.183	1:28.564	19	9.801	1:27.603
50	6.038	1:38.822	50	7.036	1:29.507	70	8.941	1:30.342	19	10.455	1:28.014	50	10.827	1:29.901
12	6.325	1:39.109	44	8.142	1:30.045	44	10.342	1:30.375	12	11.812	1:29.337	12	12.670	1:29.115
44	6.606	1:39.390	12	8.695	1:30.879	19	10.449	1:28.749	70	12.220	1:31.287	44	13.345	1:29.169
73	7.263	1:40.047	52	9.420	1:29.723	12	10.483	1:29.963	44	12.433	1:30.099	70	13.811	1:29.848
52	8.206	1:40.990	73	9.421	1:30.667	52	11.769	1:30.524	52	13.341	1:29.580	52	14.062	1:28.978
53	8.373	1:41.157	19	9.875	1:27.825	73	12.551	1:31.305	8	13.962	1:29.146	8	14.451	1:28.746
8	8.670	1:41.454	53	10.648	1:30.784	8	12.824	1:30.186	53	14.884	1:29.923	73	15.312	1:28.390
19	10.559	1:43.343	8	10.813	1:30.652	53	12.969	1:30.496	73	15.179	1:30.636	53	15.755	1:29.128
21	11.988	1:44.772	21	12.520	1:29.041	21	13.945	1:29.600	21	15.624	1:29.687	21	16.004	1:28.637

Weather / Track : Bright / Dry

Thruxton

Circuit Length = 2.3560 miles

Start: 14:22 Flag 14:53 End: 14:54

Santander Caterham Seven 310R Championship

RACE 2 - LAP CHART

LAP 6 @ 14:31:34.911			LAP 7 @ 14:33:02.879			LAP 8 @ 14:34:30.819			LAP 9 @ 14:35:58.865			LAP 10 @ 14:37:27.666		
NO	BEHIND	LAP TIME	NO	BEHIND	LAP TIME	NO	BEHIND	LAP TIME	NO	BEHIND	LAP TIME	NO	BEHIND	LAP TIME
85		1:27.770	85		1:27.968	2		1:27.402	91		1:27.902	85		1:28.038
2	0.507	1:28.487	2	0.538	1:27.999	91	0.144	1:27.275	2	0.541	1:28.587	14	0.138	1:27.742
48	0.827	1:28.244	91	0.809	1:27.866	85	0.333	1:28.273	85	0.763	1:28.476	2	0.865	1:29.125
91	0.911	1:29.438	78	1.408	1:27.997	78	0.803	1:27.335	78	0.901	1:28.144	91	0.919	1:29.720
14	1.033	1:28.140	48	1.544	1:28.685	14	1.408	1:27.757	14	1.197	1:27.835	78	1.084	1:28.984
78	1.379	1:27.805	14	1.591	1:28.526	48	1.887	1:28.283	48	2.508	1:28.667	48	1.354	1:27.647
15	1.660	1:28.530	15	1.798	1:28.106	15	1.953	1:28.095	15	2.751	1:28.844	15	1.628	1:27.678
55	1.986	1:28.231	55	1.977	1:27.959	71	2.111	1:27.762	71	3.215	1:29.150	71	1.959	1:27.545
80	2.299	1:28.184	71	2.289	1:27.403	55	2.217	1:28.180	55	3.453	1:29.282	55	2.629	1:27.977
11	2.460	1:27.567	80	2.532	1:28.201	80	2.730	1:28.138	80	3.961	1:29.277	87	2.959	1:27.428
71	2.854	1:27.148	11	3.196	1:28.704	11	2.962	1:27.706	11	4.103	1:29.187	80	3.376	1:28.216
87	3.021	1:27.476	87	3.301	1:28.248	87	3.113	1:27.752	87	4.332	1:29.265	6	3.639	1:27.906
6	4.013	1:28.083	6	3.504	1:27.459	6	3.413	1:27.849	6	4.534	1:29.167	10	3.977	1:28.144
10	4.937	1:28.473	10	4.829	1:27.860	10	4.400	1:27.511	10	4.634	1:28.280	11	5.745	1:30.443
79	5.320	1:29.369	28	5.794	1:28.134	28	5.896	1:28.042	47	7.012	1:28.797	47	6.182	1:27.971
28	5.628	1:28.532	79	5.932	1:28.580	79	5.996	1:28.004	79	7.426	1:29.476	28	6.806	1:27.853
47	6.242	1:27.673	47	6.416	1:28.142	47	6.261	1:27.785	28	7.754	1:29.904	79	6.904	1:28.279
5	6.789	1:27.860	5	6.777	1:27.956	5	6.689	1:27.852	5	7.956	1:29.313	19	7.428	1:27.350
19	9.134	1:27.860	19	9.156	1:27.990	19	9.158	1:27.942	19	8.879	1:27.767	5	7.828	1:28.673
50	10.976	1:28.676	50	12.360	1:29.352	50	14.081	1:29.661	50	16.774	1:30.739	50	18.113	1:30.140
12	13.994	1:29.851	12	16.112	1:30.086	44	17.599	1:29.172	12	19.696	1:29.611	44	20.189	1:29.120
44	14.205	1:29.387	44	16.367	1:30.130	12	18.131	1:29.959	44	19.870	1:30.317	12	20.328	1:29.433
70	15.847	1:30.563	70	18.265	1:30.386	21	20.915	1:30.232	21	21.943	1:29.074	21	22.462	1:29.320
52	16.212	1:30.677	52	18.413	1:30.169	8	21.253	1:30.214	8	22.347	1:29.140	8	22.701	1:29.155
8	16.246	1:30.322	21	18.623	1:29.542	70	21.973	1:31.648	52	23.919	1:29.341	52	25.523	1:30.405
73	16.584	1:29.799	8	18.979	1:30.701	52	22.624	1:32.151	70	24.082	1:30.155	70	26.148	1:30.867
21	17.049	1:29.572	53	19.491	1:30.014	73	22.722	1:30.863	73	24.397	1:29.721	73	26.567	1:30.971
53	17.445	1:30.217	73	19.799	1:31.183	53	23.073	1:31.522	53	24.620	1:29.593	53	26.750	1:30.931

Weather / Track : Bright / Dry

Thruxton

Circuit Length = 2.3560 miles

Start: 14:22 Flag 14:53 End: 14:54

Santander Caterham Seven 310R Championship

RACE 2 - LAP CHART

LAP 11 @ 14:38:56.490			LAP 12 @ 14:40:24.986			LAP 13 @ 14:41:53.519			LAP 14 @ 14:43:22.254			LAP 15 @ 14:44:50.216		
NO	BEHIND	LAP TIME	NO	BEHIND	LAP TIME	NO	BEHIND	LAP TIME	NO	BEHIND	LAP TIME	NO	BEHIND	LAP TIME
14		1:28.686	2		1:27.864	14		1:28.146	2		1:28.477	91		1:27.826
2	0.632	1:28.591	91	0.138	1:27.872	2	0.258	1:28.791	91	0.136	1:28.463	78	0.321	1:27.772
91	0.762	1:28.667	14	0.387	1:28.883	91	0.408	1:28.803	78	0.511	1:28.706	2	0.786	1:28.748
85	0.929	1:29.753	15	0.806	1:27.763	78	0.540	1:27.787	85	0.686	1:28.547	85	0.937	1:28.213
78	1.057	1:28.797	78	1.286	1:28.725	85	0.874	1:27.689	14	0.823	1:29.558	48	1.646	1:27.384
48	1.343	1:28.813	85	1.718	1:29.285	15	1.118	1:28.845	15	1.696	1:29.313	71	2.233	1:28.354
15	1.539	1:28.735	48	1.948	1:29.101	71	1.363	1:27.667	71	1.841	1:29.213	14	2.563	1:29.702
71	1.718	1:28.583	71	2.229	1:29.007	48	1.592	1:28.177	48	2.224	1:29.367	15	2.605	1:28.871
87	1.906	1:27.771	87	2.543	1:29.133	87	1.858	1:27.848	87	2.265	1:29.142	87	2.812	1:28.509
55	1.970	1:28.165	55	2.676	1:29.202	55	1.995	1:27.852	55	2.410	1:29.150	6	3.098	1:28.511
80	2.536	1:27.984	80	2.819	1:28.779	80	2.487	1:28.201	6	2.549	1:28.444	55	3.446	1:28.998
10	2.811	1:27.658	10	2.839	1:28.524	6	2.840	1:28.361	10	3.165	1:28.860	10	3.586	1:28.383
6	3.181	1:28.366	6	3.012	1:28.327	10	3.040	1:28.734	80	3.337	1:29.585	80	3.705	1:28.330
47	5.244	1:27.886	47	4.958	1:28.210	47	3.956	1:27.531	19	3.563	1:27.652	19	3.782	1:28.181
11	5.424	1:28.503	11	5.400	1:28.472	19	4.646	1:27.334	47	3.797	1:28.576	11	3.990	1:28.024
28	5.951	1:27.969	19	5.845	1:28.251	11	4.949	1:28.082	11	3.928	1:27.714	47	4.205	1:28.370
19	6.090	1:27.486	28	6.325	1:28.870	28	5.285	1:27.493	28	4.200	1:27.650	28	4.336	1:28.098
79	6.557	1:28.477	79	6.326	1:28.265	79	6.372	1:28.579	5	6.582	1:28.705	79	7.589	1:28.774
5	7.112	1:28.108	5	6.906	1:28.290	5	6.612	1:28.239	79	6.777	1:29.140	5	7.948	1:29.328
50	19.822	1:30.533	50	21.792	1:30.466	44	23.560	1:30.141	21	26.129	1:30.557	50	28.807	1:30.303
44	21.432	1:30.067	44	21.952	1:29.016	50	23.822	1:30.563	50	26.466	1:31.379	12	28.988	1:29.775
12	21.777	1:30.273	12	22.811	1:29.530	21	24.307	1:29.488	12	27.175	1:31.255	21	29.193	1:31.026
21	21.924	1:28.286	21	23.352	1:29.924	12	24.655	1:30.377	44	27.886	1:33.061	44	29.795	1:29.871
8	22.495	1:28.618	8	24.270	1:30.271	8	24.948	1:29.211	8	27.988	1:31.775	8	30.248	1:30.222
52	26.650	1:29.951	70	28.912	1:29.896	70	31.361	1:30.982	70	33.285	1:30.659	70	36.305	1:30.982
70	27.512	1:30.188	52	29.396	1:31.242	52	31.545	1:30.682	52	33.409	1:30.599	73	37.868	1:31.998
73	27.906	1:30.163	73	29.609	1:30.199	73	31.925	1:30.849	73	33.832	1:30.642	53	37.999	1:31.923
53	28.051	1:30.125	53	29.781	1:30.226	53	32.094	1:30.846	53	34.038	1:30.679	52	38.034	1:32.587

Weather / Track : Bright / Dry

Thruxton

Circuit Length = 2.3560 miles

Start: 14:22 Flag 14:53 End: 14:54

Santander Caterham Seven 310R Championship

RACE 2 - LAP CHART

LAP 16 @ 14:46:18.458			LAP 17 @ 14:47:46.885			LAP 18 @ 14:49:15.193			LAP 19 @ 14:50:43.376			LAP 20 @ 14:52:11.479		
NO	BEHIND	LAP TIME	NO	BEHIND	LAP TIME	NO	BEHIND	LAP TIME	NO	BEHIND	LAP TIME	NO	BEHIND	LAP TIME
91		1:28.242	78		1:27.937	91		1:28.178	78		1:27.690	91		1:27.931
78	0.490	1:28.411	91	0.130	1:28.557	78	0.493	1:28.801	91	0.172	1:28.355	15	0.599	1:27.011
2	1.632	1:29.088	15	2.656	1:28.301	15	2.035	1:27.687	15	1.691	1:27.839	78	0.738	1:28.841
48	1.638	1:28.234	2	3.082	1:29.877	2	2.824	1:28.050	2	1.886	1:27.245	2	1.109	1:27.326
71	2.398	1:28.407	48	3.209	1:29.998	48	3.145	1:28.244	48	2.175	1:27.213	48	1.346	1:27.274
15	2.782	1:28.419	71	3.451	1:29.480	71	3.270	1:28.127	71	3.106	1:28.019	71	2.827	1:27.824
80	4.663	1:29.200	55	4.732	1:27.803	14	4.929	1:28.080	55	5.017	1:28.088	19	5.688	1:28.635
55	5.356	1:30.152	80	4.865	1:28.629	55	5.112	1:28.688	19	5.156	1:27.703	14	5.940	1:28.631
10	5.496	1:30.152	14	5.157	1:28.006	19	5.636	1:28.337	14	5.412	1:28.666	55	6.327	1:29.413
14	5.578	1:31.257	10	5.377	1:28.308	80	5.875	1:29.318	80	5.692	1:28.000	10	6.913	1:29.193
19	5.771	1:30.231	19	5.607	1:28.263	10	5.985	1:28.916	10	5.823	1:28.021	80	7.325	1:29.736
11	6.013	1:30.265	47	6.471	1:28.439	11	7.063	1:28.704	11	6.723	1:27.843	11	7.588	1:28.968
47	6.459	1:30.496	11	6.667	1:29.081	28	7.091	1:28.273	85	12.126	1:28.505	87	11.979	1:27.827
28	6.741	1:30.647	28	7.126	1:28.812	47	7.214	1:29.051	87	12.255	1:28.884	85	12.228	1:28.205
5	9.647	1:29.941	5	10.027	1:28.807	5	10.305	1:28.586	5	12.721	1:30.599	5	12.630	1:28.012
85	11.671	1:38.976	85	12.303	1:29.059	87	11.554	1:27.411	47	13.334	1:34.303	47	14.153	1:28.922
87	11.710	1:37.140	87	12.451	1:29.168	85	11.804	1:27.809	6	19.133	1:30.368	6	20.534	1:29.504
6	14.858	1:40.002	6	16.500	1:30.069	6	16.948	1:28.756	21	38.931	1:29.350	21	40.719	1:29.891
21	32.193	1:31.242	12	35.224	1:31.215	12	36.689	1:29.773	12	39.056	1:30.550	12	41.195	1:30.242
12	32.436	1:31.690	50	35.435	1:31.098	50	37.522	1:30.395	79	39.104	1:29.039	44	41.717	1:30.414
50	32.764	1:32.199	21	35.776	1:32.010	21	37.764	1:30.296	44	39.406	1:28.912	79	41.960	1:30.959
44	32.935	1:31.382	44	36.062	1:31.554	79	38.248	1:29.713	8	40.223	1:29.527	8	42.287	1:30.167
8	33.341	1:31.335	8	36.394	1:31.480	44	38.677	1:30.923	50	42.165	1:32.826	50	43.463	1:29.401
79	37.048	1:57.701 P	79	36.843	1:28.221	8	38.879	1:30.793	70	45.492	1:30.885	70	47.752	1:30.363
70	38.905	1:30.842	70	40.958	1:30.480	70	42.790	1:30.140	28	47.777	2:08.869 P	53	53.327	1:30.357
52	41.989	1:32.197	73	44.253	1:30.641	73	46.957	1:31.012	73	50.023	1:31.249	73	53.476	1:31.556
73	42.039	1:32.413	52	44.924	1:31.362	53	47.620	1:30.753	53	51.073	1:31.636	52	53.892	1:30.785
53	42.338	1:32.581	53	45.175	1:31.264	52	48.140	1:31.524	52	51.210	1:31.253	28	54.430	1:34.756

Weather / Track : Bright / Dry

Thruxton

Circuit Length = 2.3560 miles

Start: 14:22 Flag 14:53 End: 14:54

Santander Caterham Seven 310R Championship

RACE 2 - LAP CHART

LAP 21 @ 14:53:40.123

NO	BEHIND	LAP TIME
78		1:27.906
15	0.102	1:28.147
2	0.233	1:27.768
48	0.323	1:27.621
91	0.347	1:28.991
71	1.902	1:27.719
14	6.740	1:29.444
19	6.797	1:29.753
55	6.898	1:29.215
80	7.124	1:28.443
11	7.251	1:28.307
10	7.467	1:29.198
87	11.985	1:28.650
85	12.785	1:29.201
5	12.912	1:28.926
47	14.230	1:28.721
6	22.555	1:30.665
79	41.927	1:28.611
44	42.231	1:29.158
12	42.536	1:29.985
8	43.722	1:30.079
21	45.913	1:33.838
70	52.049	1:32.941
53	55.207	1:30.524
28	55.534	1:29.748
73	56.033	1:31.201
52	58.900	1:33.652
50	59.468	1:44.649

Weather / Track : Bright / Dry

Results can be found at www.tsl-timing.com

Page 5 of 5

Thruxton
Circuit Length = 2.3560 miles
Start: 14:22 Flag 14:53 End: 14:54

Printed - 14:56 Saturday, 01 September 2018

Santander Caterham Seven 310R Championship

RACE 2 - LAP ANALYSIS

DIFF = Difference To Personal Best Lap

P1 78 Chris HUTCHINSON				
LAP	LAP TIME	DIFF	MPH	TIME OF DAY
1 -	1:34.904	7.569	89.36	14:24:15.555
2 -	1:28.489	1.154	95.84	14:25:44.044
3 -	1:28.157	0.822	96.21	14:27:12.201
4 -	1:28.379	1.044	95.96	14:28:40.580
5 -	1:27.905	0.570	96.48	14:30:08.485
6 -	1:27.805	0.470	96.59	14:31:36.290
7 -	1:27.997	0.662	96.38	14:33:04.287
8 -	1:27.335 (1)		97.11	14:34:31.622
9 -	1:28.144	0.809	96.22	14:35:59.766
10 -	1:28.984	1.649	95.31	14:37:28.750
11 -	1:28.797	1.462	95.51	14:38:57.547
12 -	1:28.725	1.390	95.59	14:40:26.272
13 -	1:27.787	0.452	96.61	14:41:54.059
14 -	1:28.706	1.371	95.61	14:43:22.765
15 -	1:27.772 (3)	0.437	96.63	14:44:50.537
16 -	1:28.411	1.076	95.93	14:46:18.948
17 -	1:27.937	0.602	96.45	14:47:46.885
18 -	1:28.801	1.466	95.51	14:49:15.686
19 -	1:27.690 (2)	0.355	96.72	14:50:43.376
20 -	1:28.841	1.506	95.46	14:52:12.217
21 -	1:27.906	0.571	96.48	14:53:40.123

P2 15 David YATES				
LAP	LAP TIME	DIFF	MPH	TIME OF DAY
1 -	1:34.306	7.295	89.93	14:24:14.957
2 -	1:27.854	0.843	96.54	14:25:42.811
3 -	1:28.452	1.441	95.88	14:27:11.263
4 -	1:28.505	1.494	95.83	14:28:39.768
5 -	1:28.273	1.262	96.08	14:30:08.041
6 -	1:28.530	1.519	95.80	14:31:36.571
7 -	1:28.106	1.095	96.26	14:33:04.677
8 -	1:28.095	1.084	96.27	14:34:32.772
9 -	1:28.844	1.833	95.46	14:36:01.616
10 -	1:27.678 (2)	0.667	96.73	14:37:29.294
11 -	1:28.735	1.724	95.58	14:38:58.029
12 -	1:27.763	0.752	96.64	14:40:25.792
13 -	1:28.845	1.834	95.46	14:41:54.637
14 -	1:29.313	2.302	94.96	14:43:23.950
15 -	1:28.871	1.860	95.43	14:44:52.821
16 -	1:28.419	1.408	95.92	14:46:21.240
17 -	1:28.301	1.290	96.05	14:47:49.541
18 -	1:27.687 (3)	0.676	96.72	14:49:17.228
19 -	1:27.839	0.828	96.55	14:50:45.067
20 -	1:27.011 (1)		97.47	14:52:12.078
21 -	1:28.147	1.136	96.22	14:53:40.225

P3 2 Christian SZARUTA				
LAP	LAP TIME	DIFF	MPH	TIME OF DAY
1 -	1:33.124	5.879	91.07	14:24:13.775
2 -	1:28.370	1.125	95.97	14:25:42.145
3 -	1:27.974	0.729	96.41	14:27:10.119
4 -	1:28.571	1.326	95.76	14:28:38.690
5 -	1:28.241	0.996	96.11	14:30:06.931
6 -	1:28.487	1.242	95.85	14:31:35.418
7 -	1:27.999	0.754	96.38	14:33:03.417
8 -	1:27.402 (3)	0.157	97.04	14:34:30.819
9 -	1:28.587	1.342	95.74	14:35:59.406
10 -	1:29.125	1.880	95.16	14:37:28.531
11 -	1:28.591	1.346	95.73	14:38:57.122
12 -	1:27.864	0.619	96.53	14:40:24.986

DIFF = Difference To Personal Best Lap

13 -	1:28.791	1.546	95.52	14:41:53.777
14 -	1:28.477	1.232	95.86	14:43:22.254
15 -	1:28.748	1.503	95.56	14:44:51.002
16 -	1:29.088	1.843	95.20	14:46:20.090
17 -	1:29.877	2.632	94.36	14:47:49.967
18 -	1:28.050	0.805	96.32	14:49:18.017
19 -	1:27.245 (1)		97.21	14:50:45.262
20 -	1:27.326 (2)	0.081	97.12	14:52:12.588
21 -	1:27.768	0.523	96.63	14:53:40.356

P4 48 Tom GRENSINGER				
LAP	LAP TIME	DIFF	MPH	TIME OF DAY
1 -	1:33.652	6.439	90.56	14:24:14.303
2 -	1:29.005	1.792	95.29	14:25:43.308
3 -	1:27.443	0.230	96.99	14:27:10.751
4 -	1:28.701	1.488	95.62	14:28:39.452
5 -	1:28.042	0.829	96.33	14:30:07.494
6 -	1:28.244	1.031	96.11	14:31:35.738
7 -	1:28.685	1.472	95.63	14:33:04.423
8 -	1:28.283	1.070	96.07	14:34:32.706
9 -	1:28.667	1.454	95.65	14:36:01.373
10 -	1:27.647	0.434	96.77	14:37:29.020
11 -	1:28.813	1.600	95.49	14:38:57.833
12 -	1:29.101	1.888	95.19	14:40:26.934
13 -	1:28.177	0.964	96.18	14:41:55.111
14 -	1:29.367	2.154	94.90	14:43:24.478
15 -	1:27.384 (3)	0.171	97.06	14:44:51.862
16 -	1:28.234	1.021	96.12	14:46:20.096
17 -	1:29.998	2.785	94.24	14:47:50.094
18 -	1:28.244	1.031	96.11	14:49:18.338
19 -	1:27.213 (1)		97.25	14:50:45.551
20 -	1:27.274 (2)	0.061	97.18	14:52:12.825
21 -	1:27.621	0.408	96.79	14:53:40.446

P5 91 Lee BRISTOW				
LAP	LAP TIME	DIFF	MPH	TIME OF DAY
1 -	1:33.882	6.607	90.34	14:24:14.533
2 -	1:28.138	0.863	96.23	14:25:42.671
3 -	1:28.231	0.956	96.12	14:27:10.902
4 -	1:28.056	0.781	96.32	14:28:38.958
5 -	1:27.426 (2)	0.151	97.01	14:30:06.384
6 -	1:29.438	2.163	94.83	14:31:35.822
7 -	1:27.866	0.591	96.52	14:33:03.688
8 -	1:27.275 (1)		97.18	14:34:30.963
9 -	1:27.902	0.627	96.48	14:35:58.865
10 -	1:29.720	2.445	94.53	14:37:28.585
11 -	1:28.667	1.392	95.65	14:38:57.252
12 -	1:27.872	0.597	96.52	14:40:25.124
13 -	1:28.803	1.528	95.51	14:41:53.927
14 -	1:28.463	1.188	95.87	14:43:22.390
15 -	1:27.826 (3)	0.551	96.57	14:44:50.216
16 -	1:28.242	0.967	96.11	14:46:18.458
17 -	1:28.557	1.282	95.77	14:47:47.015
18 -	1:28.178	0.903	96.18	14:49:15.193
19 -	1:28.355	1.080	95.99	14:50:43.548
20 -	1:27.931	0.656	96.45	14:52:11.479
21 -	1:28.991	1.716	95.30	14:53:40.470

P6 71 Alan COOPER				
LAP	LAP TIME	DIFF	MPH	TIME OF DAY
1 -	1:34.663	7.515	89.59	14:24:15.314
2 -	1:28.305	1.157	96.04	14:25:43.619

Weather / Track : Bright / Dry

Thruxton

Circuit Length = 2.3560 miles

Start: 14:22 Flag 14:53 End: 14:54

Santander Caterham Seven 310R Championship

RACE 2 - LAP ANALYSIS

DIFF = Difference To Personal Best Lap

3 -	1:28.260	1.112	96.09	14:27:11.879
4 -	1:28.919	1.771	95.38	14:28:40.798
5 -	1:29.819	2.671	94.43	14:30:10.617
6 -	1:27.148 (1)		97.32	14:31:37.765
7 -	1:27.403 (2)	0.255	97.04	14:33:05.168
8 -	1:27.762	0.614	96.64	14:34:32.930
9 -	1:29.150	2.002	95.13	14:36:02.080
10 -	1:27.545 (3)	0.397	96.88	14:37:29.625
11 -	1:28.583	1.435	95.74	14:38:58.208
12 -	1:29.007	1.859	95.29	14:40:27.215
13 -	1:27.667	0.519	96.74	14:41:54.882
14 -	1:29.213	2.065	95.07	14:43:24.095
15 -	1:28.354	1.206	95.99	14:44:52.449
16 -	1:28.407	1.259	95.93	14:46:20.856
17 -	1:29.480	2.332	94.78	14:47:50.336
18 -	1:28.127	0.979	96.24	14:49:18.463
19 -	1:28.019	0.871	96.36	14:50:46.482
20 -	1:27.824	0.676	96.57	14:52:14.306
21 -	1:27.719	0.571	96.69	14:53:42.025

P7 14 Chris RANKIN

LAP	LAP TIME	DIFF	MPH	TIME OF DAY
1 -	1:34.785	7.043	89.48	14:24:15.436
2 -	1:28.275	0.533	96.08	14:25:43.711
3 -	1:27.903	0.161	96.48	14:27:11.614
4 -	1:27.924	0.182	96.46	14:28:39.538
5 -	1:28.266	0.524	96.09	14:30:07.804
6 -	1:28.140	0.398	96.22	14:31:35.944
7 -	1:28.526	0.784	95.80	14:33:04.470
8 -	1:27.757 (2)	0.015	96.64	14:34:32.227
9 -	1:27.835 (3)	0.093	96.56	14:36:00.062
10 -	1:27.742 (1)		96.66	14:37:27.804
11 -	1:28.686	0.944	95.63	14:38:56.490
12 -	1:28.883	1.141	95.42	14:40:25.373
13 -	1:28.146	0.404	96.22	14:41:53.519
14 -	1:29.558	1.816	94.70	14:43:23.077
15 -	1:29.702	1.960	94.55	14:44:52.779
16 -	1:31.257	3.515	92.94	14:46:24.036
17 -	1:28.006	0.264	96.37	14:47:52.042
18 -	1:28.080	0.338	96.29	14:49:20.122
19 -	1:28.666	0.924	95.65	14:50:48.788
20 -	1:28.631	0.889	95.69	14:52:17.419
21 -	1:29.444	1.702	94.82	14:53:46.863

P8 19 Donald HENSHALL

LAP	LAP TIME	DIFF	MPH	TIME OF DAY
1 -	1:43.343	16.009	82.07	14:24:23.994
2 -	1:27.825	0.491	96.57	14:25:51.819
3 -	1:28.749	1.415	95.56	14:27:20.568
4 -	1:28.014	0.680	96.36	14:28:48.582
5 -	1:27.603	0.269	96.81	14:30:16.185
6 -	1:27.860	0.526	96.53	14:31:44.045
7 -	1:27.990	0.656	96.39	14:33:12.035
8 -	1:27.942	0.608	96.44	14:34:39.977
9 -	1:27.767	0.433	96.63	14:36:07.744
10 -	1:27.350 (2)	0.016	97.09	14:37:35.094
11 -	1:27.486 (3)	0.152	96.94	14:39:02.580
12 -	1:28.251	0.917	96.10	14:40:30.831
13 -	1:27.334 (1)		97.11	14:41:58.165
14 -	1:27.652	0.318	96.76	14:43:25.817
15 -	1:28.181	0.847	96.18	14:44:53.998
16 -	1:30.231	2.897	93.99	14:46:24.229
17 -	1:28.263	0.929	96.09	14:47:52.492

DIFF = Difference To Personal Best Lap

18 -	1:28.337	1.003	96.01	14:49:20.829
19 -	1:27.703	0.369	96.70	14:50:48.532
20 -	1:28.635	1.301	95.69	14:52:17.167
21 -	1:29.753	2.419	94.49	14:53:46.920

P9 55 Russ OLIVANT

LAP	LAP TIME	DIFF	MPH	TIME OF DAY
1 -	1:34.956	7.153	89.32	14:24:15.607
2 -	1:28.591	0.788	95.73	14:25:44.198
3 -	1:28.129	0.326	96.24	14:27:12.327
4 -	1:27.965	0.162	96.42	14:28:40.292
5 -	1:28.374	0.571	95.97	14:30:08.666
6 -	1:28.231	0.428	96.12	14:31:36.897
7 -	1:27.959 (3)	0.156	96.42	14:33:04.856
8 -	1:28.180	0.377	96.18	14:34:33.036
9 -	1:29.282	1.479	94.99	14:36:02.318
10 -	1:27.977	0.174	96.40	14:37:30.295
11 -	1:28.165	0.362	96.20	14:38:58.460
12 -	1:29.202	1.399	95.08	14:40:27.662
13 -	1:27.852 (2)	0.049	96.54	14:41:55.514
14 -	1:29.150	1.347	95.13	14:43:24.664
15 -	1:28.998	1.195	95.30	14:44:53.662
16 -	1:30.152	2.349	94.08	14:46:23.814
17 -	1:27.803 (1)		96.59	14:47:51.617
18 -	1:28.688	0.885	95.63	14:49:20.305
19 -	1:28.088	0.285	96.28	14:50:48.393
20 -	1:29.413	1.610	94.85	14:52:17.806
21 -	1:29.215	1.412	95.06	14:53:47.021

P10 80 Alex JORDAN

LAP	LAP TIME	DIFF	MPH	TIME OF DAY
1 -	1:36.149	8.375	88.21	14:24:16.800
2 -	1:28.252	0.478	96.10	14:25:45.052
3 -	1:28.049	0.275	96.32	14:27:13.101
4 -	1:27.774 (1)		96.63	14:28:40.875
5 -	1:28.151	0.377	96.21	14:30:09.026
6 -	1:28.184	0.410	96.18	14:31:37.210
7 -	1:28.201	0.427	96.16	14:33:05.411
8 -	1:28.138	0.364	96.23	14:34:33.549
9 -	1:29.277	1.503	95.00	14:36:02.826
10 -	1:28.216	0.442	96.14	14:37:31.042
11 -	1:27.984 (2)	0.210	96.39	14:38:59.026
12 -	1:28.779	1.005	95.53	14:40:27.805
13 -	1:28.201	0.427	96.16	14:41:56.006
14 -	1:29.585	1.811	94.67	14:43:25.591
15 -	1:28.330	0.556	96.02	14:44:53.921
16 -	1:29.200	1.426	95.08	14:46:23.121
17 -	1:28.629	0.855	95.69	14:47:51.750
18 -	1:29.318	1.544	94.95	14:49:21.068
19 -	1:28.000 (3)	0.226	96.38	14:50:49.068
20 -	1:29.736	1.962	94.51	14:52:18.804
21 -	1:28.443	0.669	95.89	14:53:47.247

P11 11 Andrew PERRY

LAP	LAP TIME	DIFF	MPH	TIME OF DAY
1 -	1:35.293	7.726	89.00	14:24:15.944
2 -	1:28.845	1.278	95.46	14:25:44.789
3 -	1:28.037	0.470	96.34	14:27:12.826
4 -	1:28.270	0.703	96.08	14:28:41.096
5 -	1:28.708	1.141	95.61	14:30:09.804
6 -	1:27.567 (1)		96.85	14:31:37.371
7 -	1:28.704	1.137	95.61	14:33:06.075

Weather / Track : Bright / Dry

Thruxton

Circuit Length = 2.3560 miles

Start: 14:22 Flag 14:53 End: 14:54

Santander Caterham Seven 310R Championship

RACE 2 - LAP ANALYSIS

DIFF = Difference To Personal Best Lap

8 -	1:27.706 (2)	0.139	96.70	14:34:33.781
9 -	1:29.187	1.620	95.09	14:36:02.968
10 -	1:30.443	2.876	93.77	14:37:33.411
11 -	1:28.503	0.936	95.83	14:39:01.914
12 -	1:28.472	0.905	95.86	14:40:30.386
13 -	1:28.082	0.515	96.29	14:41:58.468
14 -	1:27.714 (3)	0.147	96.69	14:43:26.182
15 -	1:28.024	0.457	96.35	14:44:54.206
16 -	1:30.265	2.698	93.96	14:46:24.471
17 -	1:29.081	1.514	95.21	14:47:53.552
18 -	1:28.704	1.137	95.61	14:49:22.256
19 -	1:27.843	0.276	96.55	14:50:50.099
20 -	1:28.968	1.401	95.33	14:52:19.067
21 -	1:28.307	0.740	96.04	14:53:47.374

P12 10 David BEVAN

LAP	LAP TIME	DIFF	MPH	TIME OF DAY
1 -	1:35.314	7.803	88.98	14:24:15.965
2 -	1:28.951	1.440	95.35	14:25:44.916
3 -	1:28.301	0.790	96.05	14:27:13.217
4 -	1:28.656	1.145	95.66	14:28:41.873
5 -	1:29.502	1.991	94.76	14:30:11.375
6 -	1:28.473	0.962	95.86	14:31:39.848
7 -	1:27.860 (3)	0.349	96.53	14:33:07.708
8 -	1:27.511 (1)		96.92	14:34:35.219
9 -	1:28.280	0.769	96.07	14:36:03.499
10 -	1:28.144	0.633	96.22	14:37:31.643
11 -	1:27.658 (2)	0.147	96.75	14:38:59.301
12 -	1:28.524	1.013	95.81	14:40:27.825
13 -	1:28.734	1.223	95.58	14:41:56.559
14 -	1:28.860	1.349	95.44	14:43:25.419
15 -	1:28.383	0.872	95.96	14:44:53.802
16 -	1:30.152	2.641	94.08	14:46:23.954
17 -	1:28.308	0.797	96.04	14:47:52.262
18 -	1:28.916	1.405	95.38	14:49:21.178
19 -	1:28.021	0.510	96.35	14:50:49.199
20 -	1:29.193	1.682	95.09	14:52:18.392
21 -	1:29.198	1.687	95.08	14:53:47.590

P13 87 Joe DRAPER

LAP	LAP TIME	DIFF	MPH	TIME OF DAY
1 -	1:35.149	7.738	89.13	14:24:15.800
2 -	1:28.759	1.348	95.55	14:25:44.559
3 -	1:27.939	0.528	96.44	14:27:12.498
4 -	1:28.335	0.924	96.01	14:28:40.833
5 -	1:29.623	2.212	94.63	14:30:10.456
6 -	1:27.476 (3)	0.065	96.95	14:31:37.932
7 -	1:28.248	0.837	96.11	14:33:06.180
8 -	1:27.752	0.341	96.65	14:34:33.932
9 -	1:29.265	1.854	95.01	14:36:03.197
10 -	1:27.428 (2)	0.017	97.01	14:37:30.625
11 -	1:27.771	0.360	96.63	14:38:58.396
12 -	1:29.133	1.722	95.15	14:40:27.529
13 -	1:27.848	0.437	96.54	14:41:55.377
14 -	1:29.142	1.731	95.14	14:43:24.519
15 -	1:28.509	1.098	95.82	14:44:53.028
16 -	1:37.140	9.729	87.31	14:46:30.168
17 -	1:29.168	1.757	95.11	14:47:59.336
18 -	1:27.411 (1)		97.03	14:49:26.747
19 -	1:28.884	1.473	95.42	14:50:55.631
20 -	1:27.827	0.416	96.57	14:52:23.458
21 -	1:28.650	1.239	95.67	14:53:52.108

DIFF = Difference To Personal Best Lap

P14 85 Gordon SAWYER				
LAP	LAP TIME	DIFF	MPH	TIME OF DAY
1 -	1:32.784	5.095	91.41	14:24:13.435
2 -	1:28.509	0.820	95.82	14:25:41.944
3 -	1:28.322	0.633	96.03	14:27:10.266
4 -	1:27.861	0.172	96.53	14:28:38.127
5 -	1:29.014	1.325	95.28	14:30:07.141
6 -	1:27.770 (2)	0.081	96.63	14:31:34.911
7 -	1:27.968	0.279	96.41	14:33:02.879
8 -	1:28.273	0.584	96.08	14:34:31.152
9 -	1:28.476	0.787	95.86	14:35:59.628
10 -	1:28.038	0.349	96.34	14:37:27.666
11 -	1:29.753	2.064	94.49	14:38:57.419
12 -	1:29.285	1.596	94.99	14:40:26.704
13 -	1:27.689 (1)		96.72	14:41:54.393
14 -	1:28.547	0.858	95.78	14:43:22.940
15 -	1:28.213	0.524	96.14	14:44:51.153
16 -	1:38.976	11.287	85.69	14:46:30.129
17 -	1:29.059	1.370	95.23	14:47:59.188
18 -	1:27.809 (3)	0.120	96.59	14:49:26.997
19 -	1:28.505	0.816	95.83	14:50:55.502
20 -	1:28.205	0.516	96.15	14:52:23.707
21 -	1:29.201	1.512	95.08	14:53:52.908

P15 5 Chris AUBREY

LAP	LAP TIME	DIFF	MPH	TIME OF DAY
1 -	1:36.545	8.693	87.85	14:24:17.196
2 -	1:30.825	2.973	93.38	14:25:48.021
3 -	1:29.614	1.762	94.64	14:27:17.635
4 -	1:28.339	0.487	96.01	14:28:45.974
5 -	1:27.866 (3)	0.014	96.52	14:30:13.840
6 -	1:27.860 (2)	0.008	96.53	14:31:41.700
7 -	1:27.956	0.104	96.43	14:33:09.656
8 -	1:27.852 (1)		96.54	14:34:37.508
9 -	1:29.313	1.461	94.96	14:36:06.821
10 -	1:28.673	0.821	95.65	14:37:35.494
11 -	1:28.108	0.256	96.26	14:39:03.602
12 -	1:28.290	0.438	96.06	14:40:31.892
13 -	1:28.239	0.387	96.12	14:42:00.131
14 -	1:28.705	0.853	95.61	14:43:28.836
15 -	1:29.328	1.476	94.94	14:44:58.164
16 -	1:29.941	2.089	94.30	14:46:28.105
17 -	1:28.807	0.955	95.50	14:47:56.912
18 -	1:28.586	0.734	95.74	14:49:25.498
19 -	1:30.599	2.747	93.61	14:50:56.097
20 -	1:28.012	0.160	96.36	14:52:24.109
21 -	1:28.926	1.074	95.37	14:53:53.035

P16 47 Rob WATTS

LAP	LAP TIME	DIFF	MPH	TIME OF DAY
1 -	1:37.499	9.968	86.99	14:24:18.150
2 -	1:30.105	2.574	94.13	14:25:48.255
3 -	1:28.291	0.760	96.06	14:27:16.546
4 -	1:28.584	1.053	95.74	14:28:45.130
5 -	1:28.350	0.819	96.00	14:30:13.480
6 -	1:27.673 (2)	0.142	96.74	14:31:41.153
7 -	1:28.142	0.611	96.22	14:33:09.295
8 -	1:27.785 (3)	0.254	96.61	14:34:37.080
9 -	1:28.797	1.266	95.51	14:36:05.877
10 -	1:27.971	0.440	96.41	14:37:33.848
11 -	1:27.886	0.355	96.50	14:39:01.734
12 -	1:28.210	0.679	96.15	14:40:29.944

Thruxton

Circuit Length = 2.3560 miles

Start: 14:22 Flag 14:53 End: 14:54

Weather / Track : Bright / Dry

Santander Caterham Seven 310R Championship

RACE 2 - LAP ANALYSIS

DIFF = Difference To Personal Best Lap

13 -	1:27.531 (1)		96.89	14:41:57.475
14 -	1:28.576	1.045	95.75	14:43:26.051
15 -	1:28.370	0.839	95.97	14:44:54.421
16 -	1:30.496	2.965	93.72	14:46:24.917
17 -	1:28.439	0.908	95.90	14:47:53.356
18 -	1:29.051	1.520	95.24	14:49:22.407
19 -	1:34.303	6.772	89.94	14:50:56.710
20 -	1:28.922	1.391	95.38	14:52:25.632
21 -	1:28.721	1.190	95.59	14:53:54.353

P17 6 Richard LAMBERT

LAP	LAP TIME	DIFF	MPH	TIME OF DAY
1 -	1:36.955	9.672	87.47	14:24:17.606
2 -	1:29.052	1.769	95.24	14:25:46.658
3 -	1:28.028	0.745	96.35	14:27:14.686
4 -	1:27.283 (1)		97.17	14:28:41.969
5 -	1:28.872	1.589	95.43	14:30:10.841
6 -	1:28.083	0.800	96.29	14:31:38.924
7 -	1:27.459 (2)	0.176	96.97	14:33:06.383
8 -	1:27.849 (3)	0.566	96.54	14:34:34.232
9 -	1:29.167	1.884	95.12	14:36:03.399
10 -	1:27.906	0.623	96.48	14:37:31.305
11 -	1:28.366	1.083	95.98	14:38:59.671
12 -	1:28.327	1.044	96.02	14:40:27.998
13 -	1:28.361	1.078	95.98	14:41:56.359
14 -	1:28.444	1.161	95.89	14:43:24.803
15 -	1:28.511	1.228	95.82	14:44:53.314
16 -	1:40.002	12.719	84.81	14:46:33.316
17 -	1:30.069	2.786	94.16	14:48:03.385
18 -	1:28.756	1.473	95.56	14:49:32.141
19 -	1:30.368	3.085	93.85	14:51:02.509
20 -	1:29.504	2.221	94.76	14:52:32.013
21 -	1:30.665	3.382	93.54	14:54:02.678

P18 79 Nathan BELL

LAP	LAP TIME	DIFF	MPH	TIME OF DAY
1 -	1:35.435	7.431	88.87	14:24:16.086
2 -	1:29.323	1.319	94.95	14:25:45.409
3 -	1:28.215 (2)	0.211	96.14	14:27:13.624
4 -	1:28.693	0.689	95.62	14:28:42.317
5 -	1:28.545	0.541	95.78	14:30:10.862
6 -	1:29.369	1.365	94.90	14:31:40.231
7 -	1:28.580	0.576	95.75	14:33:08.811
8 -	1:28.004 (1)		96.37	14:34:36.815
9 -	1:29.476	1.472	94.79	14:36:06.291
10 -	1:28.279	0.275	96.07	14:37:34.570
11 -	1:28.477	0.473	95.86	14:39:03.047
12 -	1:28.265	0.261	96.09	14:40:31.312
13 -	1:28.579	0.575	95.75	14:41:59.891
14 -	1:29.140	1.136	95.14	14:43:29.031
15 -	1:28.774	0.770	95.54	14:44:57.805
16 -	1:57.701 P	29.697	72.06	14:46:55.506
17 -	1:28.221 (3)	0.217	96.14	14:48:23.728
18 -	1:29.713	1.709	94.54	14:49:53.441
19 -	1:29.039	1.035	95.25	14:51:22.480
20 -	1:30.959	2.955	93.24	14:52:53.439
21 -	1:28.611	0.607	95.71	14:54:22.050

P19 44 Mark DAVIES

LAP	LAP TIME	DIFF	MPH	TIME OF DAY
1 -	1:39.390	10.478	85.33	14:24:20.041
2 -	1:30.045	1.133	94.19	14:25:50.086

DIFF = Difference To Personal Best Lap

3 -	1:30.375	1.463	93.84	14:27:20.461
4 -	1:30.099	1.187	94.13	14:28:50.560
5 -	1:29.169	0.257	95.11	14:30:19.729
6 -	1:29.387	0.475	94.88	14:31:49.116
7 -	1:30.130	1.218	94.10	14:33:19.246
8 -	1:29.172	0.260	95.11	14:34:48.418
9 -	1:30.317	1.405	93.90	14:36:18.735
10 -	1:29.120 (3)	0.208	95.17	14:37:47.855
11 -	1:30.067	1.155	94.17	14:39:17.922
12 -	1:29.016 (2)	0.104	95.28	14:40:46.938
13 -	1:30.141	1.229	94.09	14:42:17.079
14 -	1:33.061	4.149	91.14	14:43:50.140
15 -	1:29.871	0.959	94.37	14:45:20.011
16 -	1:31.382	2.470	92.81	14:46:51.393
17 -	1:31.554	2.642	92.64	14:48:22.947
18 -	1:30.923	2.011	93.28	14:49:53.870
19 -	1:28.912 (1)		95.39	14:51:22.782
20 -	1:30.414	1.502	93.80	14:52:53.196
21 -	1:29.158	0.246	95.13	14:54:22.354

P20 12 Andy WHITTON

LAP	LAP TIME	DIFF	MPH	TIME OF DAY
1 -	1:39.109	9.994	85.57	14:24:19.760
2 -	1:30.879	1.764	93.32	14:25:50.639
3 -	1:29.963	0.848	94.27	14:27:20.602
4 -	1:29.337 (2)	0.222	94.93	14:28:49.939
5 -	1:29.115 (1)		95.17	14:30:19.054
6 -	1:29.851	0.736	94.39	14:31:48.905
7 -	1:30.086	0.971	94.15	14:33:18.991
8 -	1:29.959	0.844	94.28	14:34:48.950
9 -	1:29.611	0.496	94.64	14:36:18.561
10 -	1:29.433 (3)	0.318	94.83	14:37:47.994
11 -	1:30.273	1.158	93.95	14:39:18.267
12 -	1:29.530	0.415	94.73	14:40:47.797
13 -	1:30.377	1.262	93.84	14:42:18.174
14 -	1:31.255	2.140	92.94	14:43:49.429
15 -	1:29.775	0.660	94.47	14:45:19.204
16 -	1:31.690	2.575	92.50	14:46:50.894
17 -	1:31.215	2.100	92.98	14:48:22.109
18 -	1:29.773	0.658	94.47	14:49:51.882
19 -	1:30.550	1.435	93.66	14:51:22.432
20 -	1:30.242	1.127	93.98	14:52:52.674
21 -	1:29.985	0.870	94.25	14:54:22.659

P21 8 Simon SHARROCK

LAP	LAP TIME	DIFF	MPH	TIME OF DAY
1 -	1:41.454	12.836	83.60	14:24:22.105
2 -	1:30.652	2.034	93.56	14:25:52.757
3 -	1:30.186	1.568	94.04	14:27:22.943
4 -	1:29.146	0.528	95.14	14:28:52.089
5 -	1:28.746 (2)	0.128	95.57	14:30:20.835
6 -	1:30.322	1.704	93.90	14:31:51.157
7 -	1:30.701	2.083	93.51	14:33:21.858
8 -	1:30.214	1.596	94.01	14:34:52.072
9 -	1:29.140 (3)	0.522	95.14	14:36:21.212
10 -	1:29.155	0.537	95.13	14:37:50.367
11 -	1:28.618 (1)		95.70	14:39:18.985
12 -	1:30.271	1.653	93.95	14:40:49.256
13 -	1:29.211	0.593	95.07	14:42:18.467
14 -	1:31.775	3.157	92.41	14:43:50.242
15 -	1:30.222	1.604	94.00	14:45:20.464
16 -	1:31.335	2.717	92.86	14:46:51.799
17 -	1:31.480	2.862	92.71	14:48:23.279

Weather / Track : Bright / Dry

Thruxton

Circuit Length = 2.3560 miles

Start: 14:22 Flag 14:53 End: 14:54

Santander Caterham Seven 310R Championship

RACE 2 - LAP ANALYSIS

DIFF = Difference To Personal Best Lap

18 -	1:30.793	2.175	93.41	14:49:54.072
19 -	1:29.527	0.909	94.73	14:51:23.599
20 -	1:30.167	1.549	94.06	14:52:53.766
21 -	1:30.079	1.461	94.15	14:54:23.845

P22 21 Harry LANDY

LAP	LAP TIME	DIFF	MPH	TIME OF DAY
1 -	1:44.772	16.486	80.95	14:24:25.423
2 -	1:29.041 (3)	0.755	95.25	14:25:54.464
3 -	1:29.600	1.314	94.66	14:27:24.064
4 -	1:29.687	1.401	94.56	14:28:53.751
5 -	1:28.637 (2)	0.351	95.68	14:30:22.388
6 -	1:29.572	1.286	94.69	14:31:51.960
7 -	1:29.542	1.256	94.72	14:33:21.502
8 -	1:30.232	1.946	93.99	14:34:51.734
9 -	1:29.074	0.788	95.21	14:36:20.808
10 -	1:29.320	1.034	94.95	14:37:50.128
11 -	1:28.286 (1)		96.06	14:39:18.414
12 -	1:29.924	1.638	94.31	14:40:48.338
13 -	1:29.488	1.202	94.77	14:42:17.826
14 -	1:30.557	2.271	93.66	14:43:48.383
15 -	1:31.026	2.740	93.17	14:45:19.409
16 -	1:31.242	2.956	92.95	14:46:50.651
17 -	1:32.010	3.724	92.18	14:48:22.661
18 -	1:30.296	2.010	93.93	14:49:52.957
19 -	1:29.350	1.064	94.92	14:51:22.307
20 -	1:29.891	1.605	94.35	14:52:52.198
21 -	1:33.838	5.552	90.38	14:54:26.036

P23 70 Kevin COOPER

LAP	LAP TIME	DIFF	MPH	TIME OF DAY
1 -	1:38.548	9.029	86.06	14:24:19.199
2 -	1:29.519 (1)		94.74	14:25:48.718
3 -	1:30.342	0.823	93.88	14:27:19.060
4 -	1:31.287	1.768	92.91	14:28:50.347
5 -	1:29.848 (2)	0.329	94.39	14:30:20.195
6 -	1:30.563	1.044	93.65	14:31:50.758
7 -	1:30.386	0.867	93.83	14:33:21.144
8 -	1:31.648	2.129	92.54	14:34:52.792
9 -	1:30.155	0.636	94.07	14:36:22.947
10 -	1:30.867	1.348	93.34	14:37:53.814
11 -	1:30.188	0.669	94.04	14:39:24.002
12 -	1:29.896 (3)	0.377	94.34	14:40:53.898
13 -	1:30.982	1.463	93.22	14:42:24.880
14 -	1:30.659	1.140	93.55	14:43:55.539
15 -	1:30.982	1.463	93.22	14:45:26.521
16 -	1:30.842	1.323	93.36	14:46:57.363
17 -	1:30.480	0.961	93.74	14:48:27.843
18 -	1:30.140	0.621	94.09	14:49:57.983
19 -	1:30.885	1.366	93.32	14:51:28.868
20 -	1:30.363	0.844	93.86	14:52:59.231
21 -	1:32.941	3.422	91.25	14:54:32.172

P24 53 Matthew WELCH

LAP	LAP TIME	DIFF	MPH	TIME OF DAY
1 -	1:41.157	12.029	83.84	14:24:21.808
2 -	1:30.784	1.656	93.42	14:25:52.592
3 -	1:30.496	1.368	93.72	14:27:23.088
4 -	1:29.923 (3)	0.795	94.32	14:28:53.011
5 -	1:29.128 (1)		95.16	14:30:22.139
6 -	1:30.217	1.089	94.01	14:31:52.356
7 -	1:30.014	0.886	94.22	14:33:22.370

DIFF = Difference To Personal Best Lap

8 -	1:31.522	2.394	92.67	14:34:53.892
9 -	1:29.593 (2)	0.465	94.66	14:36:23.485
10 -	1:30.931	1.803	93.27	14:37:54.416
11 -	1:30.125	0.997	94.10	14:39:24.541
12 -	1:30.226	1.098	94.00	14:40:54.767
13 -	1:30.846	1.718	93.36	14:42:25.613
14 -	1:30.679	1.551	93.53	14:43:56.292
15 -	1:31.923	2.795	92.26	14:45:28.215
16 -	1:32.581	3.453	91.61	14:47:00.796
17 -	1:31.264	2.136	92.93	14:48:32.060
18 -	1:30.753	1.625	93.45	14:50:02.813
19 -	1:31.636	2.508	92.55	14:51:34.449
20 -	1:30.357	1.229	93.86	14:53:04.806
21 -	1:30.524	1.396	93.69	14:54:35.330

P25 28 Harry SENIOR

LAP	LAP TIME	DIFF	MPH	TIME OF DAY
1 -	1:37.909	10.416	86.62	14:24:18.560
2 -	1:27.887	0.394	96.50	14:25:46.447
3 -	1:28.423	0.930	95.92	14:27:14.870
4 -	1:27.686 (3)	0.193	96.72	14:28:42.556
5 -	1:29.451	1.958	94.81	14:30:12.007
6 -	1:28.532	1.039	95.80	14:31:40.539
7 -	1:28.134	0.641	96.23	14:33:08.673
8 -	1:28.042	0.549	96.33	14:34:36.715
9 -	1:29.904	2.411	94.34	14:36:06.619
10 -	1:27.853	0.360	96.54	14:37:34.472
11 -	1:27.969	0.476	96.41	14:39:02.441
12 -	1:28.870	1.377	95.43	14:40:31.311
13 -	1:27.493 (1)		96.94	14:41:58.804
14 -	1:27.650 (2)	0.157	96.76	14:43:26.454
15 -	1:28.098	0.605	96.27	14:44:54.552
16 -	1:30.647	3.154	93.56	14:46:25.199
17 -	1:28.812	1.319	95.50	14:47:54.011
18 -	1:28.273	0.780	96.08	14:49:22.284
19 -	2:08.869 P	41.376	65.81	14:51:31.153
20 -	1:34.756	7.263	89.51	14:53:05.909
21 -	1:29.748	2.255	94.50	14:54:35.657

P26 73 Douglas THAIN

LAP	LAP TIME	DIFF	MPH	TIME OF DAY
1 -	1:40.047	11.657	84.77	14:24:20.698
2 -	1:30.667	2.277	93.54	14:25:51.365
3 -	1:31.305	2.915	92.89	14:27:22.670
4 -	1:30.636	2.246	93.57	14:28:53.306
5 -	1:28.390 (1)		95.95	14:30:21.696
6 -	1:29.799 (3)	1.409	94.45	14:31:51.495
7 -	1:31.183	2.793	93.01	14:33:22.678
8 -	1:30.863	2.473	93.34	14:34:53.541
9 -	1:29.721 (2)	1.331	94.53	14:36:23.262
10 -	1:30.971	2.581	93.23	14:37:54.233
11 -	1:30.163	1.773	94.06	14:39:24.396
12 -	1:30.199	1.809	94.03	14:40:54.595
13 -	1:30.849	2.459	93.35	14:42:25.444
14 -	1:30.642	2.252	93.57	14:43:56.086
15 -	1:31.998	3.608	92.19	14:45:28.084
16 -	1:32.413	4.023	91.77	14:47:00.497
17 -	1:30.641	2.251	93.57	14:48:31.138
18 -	1:31.012	2.622	93.19	14:50:02.150
19 -	1:31.249	2.859	92.95	14:51:33.399
20 -	1:31.556	3.166	92.63	14:53:04.955
21 -	1:31.201	2.811	92.99	14:54:36.156

Weather / Track : Bright / Dry

Thruxton

Circuit Length = 2.3560 miles

Start: 14:22 Flag 14:53 End: 14:54

Santander Caterham Seven 310R Championship

RACE 2 - LAP ANALYSIS

DIFF = Difference To Personal Best Lap

P27 52 Martin PRATT				
LAP	LAP TIME	DIFF	MPH	TIME OF DAY
1 -	1:40.990	12.012	83.98	14:24:21.641
2 -	1:29.723	0.745	94.53	14:25:51.364
3 -	1:30.524	1.546	93.69	14:27:21.888
4 -	1:29.580 (3)	0.602	94.68	14:28:51.468
5 -	1:28.978 (1)		95.32	14:30:20.446
6 -	1:30.677	1.699	93.53	14:31:51.123
7 -	1:30.169	1.191	94.06	14:33:21.292
8 -	1:32.151	3.173	92.04	14:34:53.443
9 -	1:29.341 (2)	0.363	94.93	14:36:22.784
10 -	1:30.405	1.427	93.81	14:37:53.189
11 -	1:29.951	0.973	94.29	14:39:23.140
12 -	1:31.242	2.264	92.95	14:40:54.382
13 -	1:30.682	1.704	93.53	14:42:25.064
14 -	1:30.599	1.621	93.61	14:43:55.663
15 -	1:32.587	3.609	91.60	14:45:28.250
16 -	1:32.197	3.219	91.99	14:47:00.447
17 -	1:31.362	2.384	92.83	14:48:31.809
18 -	1:31.524	2.546	92.67	14:50:03.333
19 -	1:31.253	2.275	92.94	14:51:34.586
20 -	1:30.785	1.807	93.42	14:53:05.371
21 -	1:33.652	4.674	90.56	14:54:39.023

P28 50 Greg HYATT				
LAP	LAP TIME	DIFF	MPH	TIME OF DAY
1 -	1:38.822	10.258	85.82	14:24:19.473
2 -	1:29.507	0.943	94.75	14:25:48.980
3 -	1:29.766	1.202	94.48	14:27:18.746
4 -	1:28.564 (1)		95.76	14:28:47.310
5 -	1:29.901	1.337	94.34	14:30:17.211
6 -	1:28.676 (2)	0.112	95.64	14:31:45.887
7 -	1:29.352 (3)	0.788	94.92	14:33:15.239
8 -	1:29.661	1.097	94.59	14:34:44.900
9 -	1:30.739	2.175	93.47	14:36:15.639
10 -	1:30.140	1.576	94.09	14:37:45.779
11 -	1:30.533	1.969	93.68	14:39:16.312
12 -	1:30.466	1.902	93.75	14:40:46.778
13 -	1:30.563	1.999	93.65	14:42:17.341
14 -	1:31.379	2.815	92.81	14:43:48.720
15 -	1:30.303	1.739	93.92	14:45:19.023
16 -	1:32.199	3.635	91.99	14:46:51.222
17 -	1:31.098	2.534	93.10	14:48:22.320
18 -	1:30.395	1.831	93.82	14:49:52.715
19 -	1:32.826	4.262	91.37	14:51:25.541
20 -	1:29.401	0.837	94.87	14:52:54.942
21 -	1:44.649	16.085	81.04	14:54:39.591

Weather / Track : Bright / Dry

Thruxton


Circuit Length = 2.3560 miles

Start: 14:22 Flag 14:53 End: 14:54

Santander Caterham Seven 310R Championship
RACE 7 - GRID (30 minutes)

ROW 14	27	52	Martin PRATT	28	50	Greg HYATT
ROW 13	25	28	Harry SENIOR	26	73	Douglas THAIN
ROW 12	23	70	Kevin COOPER	24	53	Matthew WELCH
ROW 11	21	8	Simon SHARROCK	22	21	Harry LANDY
ROW 10	19	44	Mark DAVIES	20	12	Andy WHITTON
ROW 9	17	6	Richard LAMBERT	18	79	Nathan BELL
ROW 8	15	5	Chris AUBREY	16	47	Rob WATTS
ROW 7	13	87	Joe DRAPER	14	85	Gordon SAWYER
ROW 6	11	11	Andrew PERRY	12	10	David BEVAN
ROW 5	9	55	Russ OLIVANT	10	80	Alex JORDAN
ROW 4	7	14	Chris RANKIN	8	19	Donald HENSALL
ROW 3	5	91	Lee BRISTOW	6	71	Alan COOPER
ROW 2	3	2	Christian SZARUTA	4	48	Tom GRENSINGER
ROW 1	1	78	Chris HUTCHINSON	2	15	David YATES

Pole



Thruxton
 Circuit Length = 2.3560 miles

These results are provisional until the conclusion of any judicial and technical matters.

Clerk Of Course :	Timekeeper :
-------------------	--------------

Results can be found at www.tsl-timing.com

Printed - 14:57 Saturday, 01 September 2018



Santander Caterham Seven 310R Championship

RACE 2 - POSITION CHART

No	Name	Lap																					
		Pos	1	2	3	4	5	6	7	8	9	10	11	12	13	14	15	16	17	18	19	20	21
2	SZARUTA	1	85	85	2	85	91	85	85	2	91	85	14	2	14	2	91	91	78	91	78	91	78
85	SAWYER	2	2	2	85	2	2	2	2	91	2	14	2	91	2	91	78	78	91	78	91	15	15
91	BRISTOW	3	48	91	48	91	85	48	91	85	85	2	91	14	91	78	2	2	15	15	15	78	2
48	GRENSINGER	4	91	15	91	48	48	91	78	78	78	91	85	15	78	85	85	48	2	2	2	2	48
71	COOPER	5	15	48	15	14	14	14	48	14	14	78	78	78	85	14	48	71	48	48	48	48	91
15	YATES	6	71	71	14	15	15	78	14	48	48	48	48	85	15	15	71	15	71	71	71	71	71
55	OLIVANT	7	14	14	71	55	78	15	15	15	15	15	15	48	71	71	14	80	55	14	55	19	14
14	RANKIN	8	78	78	78	78	55	55	55	71	71	71	71	71	48	48	15	55	80	55	19	14	19
78	HUTCHINSON	9	55	55	55	71	80	80	71	55	55	55	87	87	87	87	87	10	14	19	14	55	55
11	PERRY	10	87	87	87	87	11	11	80	80	80	87	55	55	55	55	6	14	10	80	80	10	80
28	SENIOR	11	11	11	11	80	87	71	11	11	11	80	80	80	80	6	55	19	19	10	10	80	11
10	BEVAN	12	10	10	80	11	71	87	87	87	87	6	10	10	6	10	10	11	47	11	11	11	10
87	DRAPER	13	79	80	10	10	6	6	6	6	6	10	6	6	10	80	80	47	11	28	85	87	87
80	JORDAN	14	80	79	79	6	79	10	10	10	10	11	47	47	47	19	19	28	28	47	87	85	85
79	BELL	15	5	28	6	79	10	79	28	28	47	47	11	11	19	47	11	5	5	5	5	5	5
47	WATTS	16	6	6	28	28	28	28	79	79	79	28	28	19	11	11	47	85	85	87	47	47	47
5	AUBREY	17	47	5	47	47	47	47	47	47	28	79	19	28	28	28	28	87	87	85	6	6	6
8	SHARROCK	18	28	47	5	5	5	5	5	5	5	19	79	79	79	5	79	6	6	6	21	21	79
70	COOPER	19	70	70	50	50	19	19	19	19	19	5	5	5	5	79	5	21	12	12	12	12	44
50	HYATT	20	50	50	70	19	50	50	50	50	50	50	50	44	21	50	12	50	50	79	44	12	
6	LAMBERT	21	12	44	44	12	12	12	12	44	12	44	44	44	50	50	12	50	21	21	44	79	8
44	DAVIES	22	44	12	19	70	44	44	44	12	44	12	12	12	21	12	21	44	44	79	8	8	21
52	PRATT	23	73	52	12	44	70	70	70	21	21	21	21	21	12	44	44	8	8	44	50	50	70
12	WHITTON	24	52	73	52	52	52	52	52	8	8	8	8	8	8	8	8	79	79	8	70	70	53
53	WELCH	25	53	19	73	8	8	8	21	70	52	52	52	70	70	70	70	70	70	28	53	28	
73	THAIN	26	8	53	8	53	73	73	8	52	70	70	70	52	52	52	73	52	73	73	73	73	73
19	HENSHALL	27	19	8	53	73	53	21	53	73	73	73	73	73	73	73	53	73	52	53	53	52	52
21	LANDY	28	21	21	21	21	21	53	73	53	53	53	53	53	53	53	52	53	53	52	52	28	50

Weather / Track : Bright / Dry

Results can be found at www.tsl-timing.com

Thrupton
 Circuit Length = 2.3560 miles
 Start: 14:22 Flag 14:53 End: 14:54

Printed - 14:56 Saturday, 01 September 2018

Santander Caterham Seven 310R Championship

RACE 7 - CLASSIFICATION - AMENDED

POS	NO	NAME	ENTRY	LAPS	TIME	GAP	DIFF	MPH	BEST	ON
1	91	Lee BRISTOW	Caterham 310R	18	30:34.633			83.21	1:26.951	14
2	85	Gordon SAWYER	Caterham 310R	18	30:34.994	0.361	0.361	83.19	1:26.776	13
3	2	Christian SZARUTA	Caterham 310R	18	30:35.760	1.127	0.766	83.16	1:27.492	8
4	48	Tom GRENSINGER	Caterham 310R	18	30:36.400	1.767	0.640	83.13	1:27.245	15
5	80	Alex JORDAN	Caterham 310R	18	30:36.768	2.135	0.368	83.11	1:27.119	14
6	55	Russ OLIVANT	Caterham 310R	18	30:38.482	3.849	1.714	83.04	1:26.954	14
7	71	Alan COOPER	Caterham 310R	18	30:42.857	8.224	4.375	82.84	1:27.512	13
8	11	Andrew PERRY	Caterham 310R	18	30:43.380	8.747	0.523	82.82	1:27.451	8
9	5	Chris AUBREY	Caterham 310R	18	30:44.029	9.396	0.649	82.79	1:27.120	8
10	19	Donald HENSHALL	Caterham 310R	18	30:44.208	9.575	0.179	82.78	1:27.238	13
11	15*	David YATES	Caterham 310R	18	30:44.593	9.960	0.385	82.76	1:27.162	14
12	10	David BEVAN	Caterham 310R	18	30:44.798	10.165	0.205	82.75	1:27.056	8
13	21	Harry LANDY	Caterham 310R	18	30:45.612	10.979	0.814	82.71	1:27.840	6
14	78	Chris HUTCHINSON	Caterham 310R	18	30:47.276	12.643	1.664	82.64	1:27.356	13
15	6	Richard LAMBERT	Caterham 310R	18	30:48.606	13.973	1.330	82.58	1:26.613	13
16	12	Andy WHITTON	Caterham 310R	18	30:49.093	14.460	0.487	82.56	1:27.340	18
17	70	Kevin COOPER	Caterham 310R	18	30:49.378	14.745	0.285	82.55	1:27.885	16
18	47	Rob WATTS	Caterham 310R	18	30:50.149	15.516	0.771	82.51	1:27.842	18
19	8	Simon SHARROCK	Caterham 310R	18	30:51.166	16.533	1.017	82.47	1:27.991	18
20	53	Matthew WELCH	Caterham 310R	18	30:51.542	16.909	0.376	82.45	1:28.174	18
21	44*	Mark DAVIES	Caterham 310R	18	30:55.614	20.981	4.072	82.27	1:28.200	6
22	73	Douglas THAIN	Caterham 310R	18	31:04.131	29.498	8.517	81.89	1:29.178	5

NOT CLASSIFIED

DNF	87	Joe DRAPER	Caterham 310R	15	27:51.687	3 Laps	3 Laps	76.10	1:26.788	8
DNF	79	Nathan BELL	Caterham 310R	15	30:53.100	3 Laps	3:01.412	68.65	1:27.708	7
DNF	52	Martin PRATT	Caterham 310R	7	10:41.613	11 Laps	8 Laps	92.53	1:28.474	5
DNF	28	Harry SENIOR	Caterham 310R	1	1:43.332	17 Laps	6 Laps	82.08	1:43.332	1
DNF	14	Chris RANKIN	Caterham 310R	0						
DQ	50*	Greg HYATT	Caterham 310R	0						

FASTEST LAP

6	Richard LAMBERT	Caterham 310R	13	1:26.613	97.92 mph	157.59 kph
---	-----------------	---------------	----	----------	-----------	------------

Car 44 – 5 Second penalty for exceeding track limits

Car 50 – Disqualified from race result MSA C1.1.5 Driving in a manner incompatible with general safety

Car 15 – 8 Second penalty MSA C2.3 Gaining an unfair advantage (whether inadvertently or not)

Thruxton

Circuit Length = 2.3560 miles

Start: 11:35 Flag 12:05 End: 12:08

Weather / Track : Bright / Dry

These results are provisional until the conclusion of any judicial and technical matters.

Clerk Of Course :	Timekeeper :
-------------------	--------------

Results can be found at www.tsl-timing.com

Printed - 14:29 Sunday, 02 September 2018



Santander Caterham Seven 310R Championship

RACE 7 - LAP CHART

LAP 1 @ 11:36:51.598			LAP 2 @ 11:38:20.593			LAP 3 @ 11:39:49.622			LAP 4 @ 11:41:19.172			LAP 5 @ 11:42:48.574		
NO	BEHIND	LAP TIME	NO	BEHIND	LAP TIME	NO	BEHIND	LAP TIME	NO	BEHIND	LAP TIME	NO	BEHIND	LAP TIME
19		1:34.022	48		1:28.037	48		1:29.029	48		1:29.550	48		1:29.402
2	0.715	1:34.737	19	0.117	1:29.112	78	0.149	1:28.387	78	0.220	1:29.621	78	0.136	1:29.318
48	0.958	1:34.980	2	0.624	1:28.904	19	0.291	1:29.203	2	0.417	1:28.941	91	0.690	1:28.906
78	1.106	1:35.128	78	0.791	1:28.680	71	0.721	1:28.678	71	0.618	1:29.447	2	1.087	1:30.072
71	1.482	1:35.504	71	1.072	1:28.585	2	1.026	1:29.431	19	0.844	1:30.103	19	1.220	1:29.778
91	1.826	1:35.848	91	1.465	1:28.634	91	1.218	1:28.782	91	1.186	1:29.518	55	1.513	1:29.513
15	2.003	1:36.025	55	1.949	1:28.422	55	1.931	1:29.011	55	1.402	1:29.021	15	1.749	1:29.398
55	2.522	1:36.544	15	2.349	1:29.341	15	2.109	1:28.789	79	1.582	1:28.866	85	1.875	1:29.348
10	2.902	1:36.924	79	2.825	1:28.128	79	2.266	1:28.470	15	1.753	1:29.194	80	1.927	1:29.349
11	3.085	1:37.107	10	2.945	1:29.038	85	2.734	1:28.521	85	1.929	1:28.745	11	2.275	1:29.625
80	3.600	1:37.622	80	2.952	1:28.347	80	3.180	1:29.257	80	1.980	1:28.350	10	2.340	1:29.023
79	3.692	1:37.714	85	3.242	1:28.399	11	3.446	1:29.068	11	2.052	1:28.156	6	2.482	1:29.570
85	3.838	1:37.860	11	3.407	1:29.317	6	4.132	1:28.981	6	2.314	1:27.732	5	3.647	1:28.464
47	3.903	1:37.925	5	3.543	1:28.626	10	4.525	1:30.609	10	2.719	1:27.744	87	4.410	1:28.554
5	3.912	1:37.934	6	4.180	1:28.895	21	5.097	1:28.183	21	4.468	1:28.921	79	4.728	1:32.548
12	4.076	1:38.098	47	4.527	1:29.619	5	5.701	1:31.187	5	4.585	1:28.434	21	5.392	1:30.326
6	4.280	1:38.302	87	5.174	1:29.412	47	5.794	1:30.296	47	4.864	1:28.620	12	5.582	1:29.934
44	4.566	1:38.588	21	5.943	1:30.005	44	5.891	1:28.733	12	5.050	1:28.687	47	5.744	1:30.282
87	4.757	1:38.779	44	6.187	1:30.616	12	5.913	1:28.071	87	5.258	1:28.753	71	6.014	1:34.798
21	4.933	1:38.955	12	6.871	1:31.790	87	6.055	1:29.910	44	5.598	1:29.257	44	6.696	1:30.500
53	5.807	1:39.829	53	7.943	1:31.131	53	8.363	1:29.449	53	7.773	1:28.960	53	8.126	1:29.755
50	6.076	1:40.098	73	8.022	1:30.694	8	8.728	1:29.300	70	8.679	1:28.907	70	8.500	1:29.223
73	6.323	1:40.345	50	8.051	1:30.970	70	9.322	1:29.255	8	8.919	1:29.741	8	8.881	1:29.364
8	6.914	1:40.936	8	8.457	1:30.538	50	10.020	1:30.998	50	9.265	1:28.795	50	9.291	1:29.428
70	7.111	1:41.133	70	9.096	1:30.980	73	10.043	1:31.050	73	9.806	1:29.313	73	9.582	1:29.178
52	7.231	1:41.253	52	10.135	1:31.899	52	10.365	1:29.259	52	10.747	1:29.932	52	9.819	1:28.474
28	9.310	1:43.332												

Weather / Track : Bright / Dry

Results can be found at www.tsl-timing.com

Page 1 of 4

Thruxton

Circuit Length = 2.3560 miles

Start: 11:35 Flag 12:05 End: 12:08

Printed - 12:10 Sunday, 02 September 2018

Santander Caterham Seven 310R Championship

RACE 7 - LAP CHART

LAP 6 @ 11:44:16.484			LAP 7 @ 11:45:44.917			LAP 8 @ 11:47:13.336			LAP 9 @ 11:49:03.264			LAP 10 @ 11:52:02.708		
NO	BEHIND	LAP TIME	NO	BEHIND	LAP TIME	NO	BEHIND	LAP TIME	NO	BEHIND	LAP TIME	NO	BEHIND	LAP TIME
91		1:27.220	48		1:27.288	2		1:27.492	2		1:49.928	2		2:59.444
48	1.145	1:29.055	91	0.132	1:28.565	91	0.442	1:28.729	78	1.116	1:50.566	78	0.635	2:58.963
78	1.282	1:29.056	78	0.323	1:27.474	78	0.478	1:28.574	91	2.301	1:51.787	91	2.099	2:59.242
2	1.350	1:28.173	2	0.927	1:28.010	19	1.361	1:28.694	19	2.648	1:51.215	19	2.738	2:59.534
19	1.651	1:28.341	19	1.086	1:27.868	48	1.542	1:29.961	48	3.685	1:52.071	48	3.519	2:59.278
15	2.177	1:28.338	15	1.399	1:27.655	15	1.746	1:28.766	85	4.114	1:52.273	85	5.176	3:00.506
55	2.440	1:28.837	85	1.688	1:27.632	85	1.769	1:28.500	15	4.496	1:52.678	15	5.867	3:00.815
85	2.489	1:28.524	55	1.942	1:27.935	55	1.932	1:28.409	80	4.814	1:52.699	80	6.486	3:01.116
80	2.606	1:28.589	80	2.333	1:28.160	80	2.043	1:28.129	55	5.109	1:53.105	55	6.801	3:01.136
6	2.952	1:28.380	6	3.196	1:28.677	6	2.207	1:27.430	6	6.188	1:53.909	6	9.270	3:02.526
10	3.133	1:28.703	10	3.682	1:28.982	10	2.319	1:27.056	10	6.852	1:54.461	10	9.622	3:02.214
11	3.266	1:28.901	5	4.117	1:29.029	5	2.818	1:27.120	5	7.345	1:54.455	5	10.235	3:02.334
5	3.521	1:27.784	11	4.284	1:29.451	87	3.014	1:26.788	87	7.816	1:54.730	87	10.740	3:02.368
87	3.652	1:27.152	87	4.645	1:29.426	11	3.316	1:27.451	11	8.186	1:54.798	11	11.170	3:02.428
21	5.322	1:27.840	21	4.801	1:27.912	21	4.703	1:28.321	21	9.057	1:54.282	21	12.017	3:02.404
12	5.718	1:28.046	79	5.170	1:27.708	79	4.859	1:28.108	79	9.921	1:54.990	79	12.248	3:01.771
79	5.895	1:29.077	12	6.596	1:29.311	71	6.211	1:27.582	71	10.661	1:54.378	71	13.035	3:01.818
47	6.269	1:28.435	44	6.960	1:28.407	12	6.764	1:28.587	12	11.292	1:54.456	12	13.835	3:01.987
71	6.408	1:28.304	71	7.048	1:29.073	47	7.286	1:28.576	47	11.901	1:54.543	47	14.327	3:01.870
44	6.986	1:28.200	47	7.129	1:29.293	44	7.604	1:29.063	44	12.417	1:54.741	44	14.861	3:01.888
53	10.379	1:30.163	70	12.042	1:29.909	70	12.663	1:29.040	70	13.344	1:50.609	70	15.637	3:01.737
70	10.566	1:29.976	53	12.467	1:30.521	53	13.067	1:29.019	53	13.834	1:50.695	53	16.009	3:01.619
8	10.594	1:29.623	8	12.848	1:30.687	8	13.442	1:29.013	8	14.668	1:51.154	8	16.418	3:01.194
50	10.812	1:29.431	50	13.358	1:30.979	73	17.235	1:30.737	73	15.355	1:48.048	73	17.149	3:01.238
73	11.034	1:29.362	52	14.272	1:31.448									
52	11.257	1:29.348	73	14.917	1:32.316									

Weather / Track : Bright / Dry

Results can be found at www.tsl-timing.com

Page 2 of 4

Thruxton

Circuit Length = 2.3560 miles

Start: 11:35 Flag 12:05 End: 12:08

Printed - 12:10 Sunday, 02 September 2018

Santander Caterham Seven 310R Championship

RACE 7 - LAP CHART

LAP 11 @ 11:54:53.515			LAP 12 @ 11:57:03.927			LAP 13 @ 11:58:31.913			LAP 14 @ 11:59:59.780			LAP 15 @ 12:01:27.638		
NO	BEHIND	LAP TIME	NO	BEHIND	LAP TIME	NO	BEHIND	LAP TIME	NO	BEHIND	LAP TIME	NO	BEHIND	LAP TIME
2		2:50.807	2		2:10.412	78		1:27.356	91		1:26.951	2		1:27.522
78	1.046	2:51.218	78	0.630	2:09.996	2	0.506	1:28.492	2	0.336	1:27.697	91	0.165	1:28.023
91	1.969	2:50.677	91	0.917	2:09.360	19	0.679	1:27.238	85	0.477	1:27.236	85	0.423	1:27.804
19	2.466	2:50.535	19	1.427	2:09.373	91	0.916	1:27.985	78	0.659	1:28.526	48	0.812	1:27.245
48	3.254	2:50.542	48	2.017	2:09.175	85	1.108	1:26.776	19	1.139	1:28.327	78	1.016	1:28.215
85	3.952	2:49.583	85	2.318	2:08.778	48	1.672	1:27.641	48	1.425	1:27.620	80	2.495	1:28.403
15	4.388	2:49.328	15	2.903	2:08.927	80	2.698	1:27.280	80	1.950	1:27.119	15	3.025	1:28.714
80	4.773	2:49.094	80	3.404	2:09.043	15	2.874	1:27.957	15	2.169	1:27.162	6	3.786	1:29.255
55	6.075	2:50.081	55	4.143	2:08.480	6	3.188	1:26.613	6	2.389	1:27.068	55	4.386	1:29.627
6	7.318	2:48.855	6	4.561	2:07.655	55	3.530	1:27.373	55	2.617	1:26.954	11	7.468	1:28.736
10	7.765	2:48.950	10	5.444	2:08.091	11	5.966	1:27.606	11	6.590	1:28.491	71	7.928	1:28.240
5	8.290	2:48.862	5	5.774	2:07.896	10	6.852	1:29.394	10	7.094	1:28.109	10	8.254	1:29.018
87	8.765	2:48.832	87	5.953	2:07.600	5	7.196	1:29.408	71	7.546	1:27.807	19	8.784	1:35.503
11	9.363	2:49.000	11	6.346	2:07.395	71	7.606	1:27.512	5	7.897	1:28.568	21	8.976	1:28.388
21	9.989	2:48.779	21	7.765	2:08.188	21	8.446	1:28.667	21	8.446	1:27.867	5	9.085	1:29.046
79	10.355	2:48.914	79	7.941	2:07.998	12	10.065	1:29.614	47	10.719	1:28.329	12	11.976	1:28.930
71	10.799	2:48.571	71	8.080	2:07.693	47	10.257	1:29.094	12	10.904	1:28.706	47	12.438	1:29.577
12	11.405	2:48.377	12	8.437	2:07.444	44	10.770	1:28.851	44	11.199	1:28.296	44	12.760	1:29.419
47	11.821	2:48.301	47	9.149	2:07.740	79	11.332	1:31.377	8	13.446	1:28.703	70	14.958	1:29.155
44	12.322	2:48.268	44	9.905	2:07.995	70	12.113	1:28.965	70	13.661	1:29.415	53	15.573	1:29.393
70	13.098	2:48.268	70	11.134	2:08.448	8	12.610	1:28.887	53	14.038	1:28.981	8	15.752	1:30.164
53	13.615	2:48.413	53	11.391	2:08.188	53	12.924	1:29.519	73	18.852	1:30.988	73	21.648	1:30.654
8	14.085	2:48.474	8	11.709	2:08.036	73	15.731	1:30.093	87	1:00.812	1:36.648	79	1 Lap	3:40.938 P
73	14.708	2:48.366	73	13.624	2:09.328	87	52.031	2:14.064 P						

Weather / Track : Bright / Dry

Santander Caterham Seven 310R Championship

RACE 7 - LAP CHART

LAP 16 @ 12:02:55.478			LAP 17 @ 12:04:23.674			LAP 18 @ 12:05:52.209		
NO	BEHIND	LAP TIME	NO	BEHIND	LAP TIME	NO	BEHIND	LAP TIME
91		1:27.675	91		1:28.196	91		1:28.535
85	0.225	1:27.642	85	0.306	1:28.277	85	0.361	1:28.590
2	0.747	1:28.587	2	0.886	1:28.335	2	1.127	1:28.776
48	0.956	1:27.984	78	1.000	1:28.022	48	1.767	1:28.898
78	1.174	1:27.998	48	1.404	1:28.644	15	1.960	1:27.955
80	2.935	1:28.280	15	2.540	1:27.610	80	2.135	1:27.842
15	3.126	1:27.941	80	2.828	1:28.089	55	3.849	1:28.676
6	3.471	1:27.525	55	3.708	1:27.608	71	8.224	1:28.872
55	4.296	1:27.750	71	7.887	1:28.087	11	8.747	1:28.376
11	7.569	1:27.941	11	8.906	1:29.533	5	9.396	1:28.558
71	7.996	1:27.908	5	9.373	1:28.388	19	9.575	1:28.290
10	8.331	1:27.917	19	9.820	1:29.286	10	10.165	1:27.599
19	8.730	1:27.786	21	10.041	1:28.612	21	10.979	1:29.473
5	9.181	1:27.936	10	11.101	1:30.966	78	12.643	1:40.178
21	9.625	1:28.489	6	12.713	1:37.438	6	13.973	1:29.795
47	13.113	1:28.515	70	15.321	1:28.514	12	14.460	1:27.340
12	13.307	1:29.171	12	15.655	1:30.544	70	14.745	1:27.959
87	1 Lap	2:08.671 P	44	15.821	1:30.163	47	15.516	1:27.842
44	13.854	1:28.934	47	16.209	1:31.292	44	15.981	1:28.695
70	15.003	1:27.885	8	17.077	1:28.950	8	16.533	1:27.991
8	16.323	1:28.411	53	17.270	1:28.997	53	16.909	1:28.174
53	16.469	1:28.736	73	27.503	1:31.441	79	3 Laps	3:46.492 P
73	24.258	1:30.450				73	29.498	1:30.530

Weather / Track : Bright / Dry

Results can be found at www.tsl-timing.com

Page 4 of 4

Thrupton
 Circuit Length = 2.3560 miles
 Start: 11:35 Flag 12:05 End: 12:08

Printed - 12:10 Sunday, 02 September 2018

Santander Caterham Seven 310R Championship

RACE 7 - LAP ANALYSIS

DIFF = Difference To Personal Best Lap

P1 91 Lee BRISTOW				
LAP	LAP TIME	DIFF	MPH	TIME OF DAY
1 -	1:35.848	8.897	88.48	11:36:53.424
2 -	1:28.634	1.683	95.69	11:38:22.058
3 -	1:28.782	1.831	95.53	11:39:50.840
4 -	1:29.518	2.567	94.74	11:41:20.358
5 -	1:28.906	1.955	95.39	11:42:49.264
6 -	1:27.220 (2)	0.269	97.24	11:44:16.484
7 -	1:28.565	1.614	95.76	11:45:45.049
8 -	1:28.729	1.778	95.59	11:47:13.778
9 -	1:51.787	24.836	75.87	11:49:05.565
10 -	2:59.242	1:32.291	47.31	11:52:04.807
11 -	2:50.677	1:23.726	49.69	11:54:55.484
12 -	2:09.360	42.409	65.56	11:57:04.844
13 -	1:27.985	1.034	96.39	11:58:32.829
14 -	1:26.951 (1)		97.54	11:59:59.780
15 -	1:28.023	1.072	96.35	12:01:27.803
16 -	1:27.675 (3)	0.724	96.73	12:02:55.478
17 -	1:28.196	1.245	96.16	12:04:23.674
18 -	1:28.535	1.584	95.79	12:05:52.209

P2 85 Gordon SAWYER				
LAP	LAP TIME	DIFF	MPH	TIME OF DAY
1 -	1:37.860	11.084	86.67	11:36:55.436
2 -	1:28.399	1.623	95.94	11:38:23.835
3 -	1:28.521	1.745	95.81	11:39:52.356
4 -	1:28.745	1.969	95.57	11:41:21.101
5 -	1:29.348	2.572	94.92	11:42:50.449
6 -	1:28.524	1.748	95.81	11:44:18.973
7 -	1:27.632 (3)	0.856	96.78	11:45:46.605
8 -	1:28.500	1.724	95.83	11:47:15.105
9 -	1:52.273	25.497	75.54	11:49:07.378
10 -	3:00.506	1:33.730	46.98	11:52:07.884
11 -	2:49.583	1:22.807	50.01	11:54:57.467
12 -	2:08.778	42.002	65.86	11:57:06.245
13 -	1:26.776 (1)		97.74	11:58:33.021
14 -	1:27.236 (2)	0.460	97.22	12:00:00.257
15 -	1:27.804	1.028	96.59	12:01:28.061
16 -	1:27.642	0.866	96.77	12:02:55.703
17 -	1:28.277	1.501	96.07	12:04:23.980
18 -	1:28.590	1.814	95.74	12:05:52.570

P3 2 Christian SZARUTA				
LAP	LAP TIME	DIFF	MPH	TIME OF DAY
1 -	1:34.737	7.245	89.52	11:36:52.313
2 -	1:28.904	1.412	95.40	11:38:21.217
3 -	1:29.431	1.939	94.83	11:39:50.648
4 -	1:28.941	1.449	95.36	11:41:19.589
5 -	1:30.072	2.580	94.16	11:42:49.661
6 -	1:28.173	0.681	96.19	11:44:17.834
7 -	1:28.010	0.518	96.37	11:45:45.844
8 -	1:27.492 (1)		96.94	11:47:13.336
9 -	1:49.928	22.436	77.15	11:49:03.264
10 -	2:59.444	1:31.952	47.26	11:52:02.708
11 -	2:50.807	1:23.315	49.65	11:54:53.515
12 -	2:10.412	42.920	65.03	11:57:03.927
13 -	1:28.492	1.000	95.84	11:58:32.419
14 -	1:27.697 (3)	0.205	96.71	12:00:00.116
15 -	1:27.522 (2)	0.030	96.90	12:01:27.638
16 -	1:28.587	1.095	95.74	12:02:56.225
17 -	1:28.335	0.843	96.01	12:04:24.560
18 -	1:28.776	1.284	95.53	12:05:53.336

DIFF = Difference To Personal Best Lap

P4 48 Tom GRENSINGER				
LAP	LAP TIME	DIFF	MPH	TIME OF DAY
1 -	1:34.980	7.735	89.29	11:36:52.556
2 -	1:28.037	0.792	96.34	11:38:20.593
3 -	1:29.029	1.784	95.26	11:39:49.622
4 -	1:29.550	2.305	94.71	11:41:19.172
5 -	1:29.402	2.157	94.87	11:42:48.574
6 -	1:29.055	1.810	95.24	11:44:17.629
7 -	1:27.288 (2)	0.043	97.16	11:45:44.917
8 -	1:29.961	2.716	94.28	11:47:14.878
9 -	1:52.071	24.826	75.68	11:49:06.949
10 -	2:59.278	1:32.033	47.30	11:52:06.227
11 -	2:50.542	1:23.297	49.73	11:54:56.769
12 -	2:09.175	41.930	65.65	11:57:05.944
13 -	1:27.641	0.396	96.77	11:58:33.585
14 -	1:27.620 (3)	0.375	96.79	12:00:01.205
15 -	1:27.245 (1)		97.21	12:01:28.450
16 -	1:27.984	0.739	96.39	12:02:56.434
17 -	1:28.644	1.399	95.68	12:04:25.078
18 -	1:28.898	1.653	95.40	12:05:53.976

P5 15 David YATES				
LAP	LAP TIME	DIFF	MPH	TIME OF DAY
1 -	1:36.025	8.863	88.32	11:36:53.601
2 -	1:29.341	2.179	94.93	11:38:22.942
3 -	1:28.789	1.627	95.52	11:39:51.731
4 -	1:29.194	2.032	95.09	11:41:20.925
5 -	1:29.398	2.236	94.87	11:42:50.323
6 -	1:28.338	1.176	96.01	11:44:18.661
7 -	1:27.655 (3)	0.493	96.76	11:45:46.316
8 -	1:28.766	1.604	95.55	11:47:15.082
9 -	1:52.678	25.516	75.27	11:49:07.760
10 -	3:00.815	1:33.653	46.90	11:52:08.575
11 -	2:49.328	1:22.166	50.08	11:54:57.903
12 -	2:08.927	41.765	65.78	11:57:06.830
13 -	1:27.957	0.795	96.42	11:58:34.787
14 -	1:27.162 (1)		97.30	12:00:01.949
15 -	1:28.714	1.552	95.60	12:01:30.663
16 -	1:27.941	0.779	96.44	12:02:58.604
17 -	1:27.610 (2)	0.448	96.81	12:04:26.214
18 -	1:27.955	0.793	96.43	12:05:54.169

P6 80 Alex JORDAN				
LAP	LAP TIME	DIFF	MPH	TIME OF DAY
1 -	1:37.622	10.503	86.88	11:36:55.198
2 -	1:28.347	1.228	96.00	11:38:23.545
3 -	1:29.257	2.138	95.02	11:39:52.802
4 -	1:28.350	1.231	96.00	11:41:21.152
5 -	1:29.349	2.230	94.92	11:42:50.501
6 -	1:28.589	1.470	95.74	11:44:19.090
7 -	1:28.160	1.041	96.20	11:45:47.250
8 -	1:28.129	1.010	96.24	11:47:15.379
9 -	1:52.699	25.580	75.25	11:49:08.078
10 -	3:01.116	1:33.997	46.82	11:52:09.194
11 -	2:49.094	1:21.975	50.15	11:54:58.288
12 -	2:09.043	41.924	65.72	11:57:07.331
13 -	1:27.280 (2)	0.161	97.17	11:58:34.611
14 -	1:27.119 (1)		97.35	12:00:01.730
15 -	1:28.403	1.284	95.94	12:01:30.133
16 -	1:28.280	1.161	96.07	12:02:58.413
17 -	1:28.089	0.970	96.28	12:04:26.502

Weather / Track : Bright / Dry

Thruxton

Circuit Length = 2.3560 miles

Start: 11:35 Flag 12:05 End: 12:08

Santander Caterham Seven 310R Championship

RACE 7 - LAP ANALYSIS

DIFF = Difference To Personal Best Lap

18 - 1:27.842 (3) 0.723 96.55 12:05:54.344

P7 55 Russ OLIVANT				
LAP	LAP TIME	DIFF	MPH	TIME OF DAY
1 -	1:36.544	9.590	87.85	11:36:54.120
2 -	1:28.422	1.468	95.92	11:38:22.542
3 -	1:29.011	2.057	95.28	11:39:51.553
4 -	1:29.021	2.067	95.27	11:41:20.574
5 -	1:29.513	2.559	94.75	11:42:50.087
6 -	1:28.837	1.883	95.47	11:44:18.924
7 -	1:27.935	0.981	96.45	11:45:46.859
8 -	1:28.409	1.455	95.93	11:47:15.268
9 -	1:53.105	26.151	74.98	11:49:08.373
10 -	3:01.136	1:34.182	46.82	11:52:09.509
11 -	2:50.081	1:23.127	49.86	11:54:59.590
12 -	2:08.480	41.526	66.01	11:57:08.070
13 -	1:27.373 (2)	0.419	97.07	11:58:35.443
14 -	1:26.954 (1)		97.54	12:00:02.397
15 -	1:29.627	2.673	94.63	12:01:32.024
16 -	1:27.750	0.796	96.65	12:02:59.774
17 -	1:27.608 (3)	0.654	96.81	12:04:27.382
18 -	1:28.676	1.722	95.64	12:05:56.058

P8 71 Alan COOPER				
LAP	LAP TIME	DIFF	MPH	TIME OF DAY
1 -	1:35.504	7.992	88.80	11:36:53.080
2 -	1:28.585	1.073	95.74	11:38:21.665
3 -	1:28.678	1.166	95.64	11:39:50.343
4 -	1:29.447	1.935	94.82	11:41:19.790
5 -	1:34.798	7.286	89.47	11:42:54.588
6 -	1:28.304	0.792	96.05	11:44:22.892
7 -	1:29.073	1.561	95.22	11:45:51.965
8 -	1:27.582 (2)	0.070	96.84	11:47:19.547
9 -	1:54.378	26.866	74.15	11:49:13.925
10 -	3:01.818	1:34.306	46.64	11:52:15.743
11 -	2:48.571	1:21.059	50.31	11:55:04.314
12 -	2:07.693	40.181	66.42	11:57:12.007
13 -	1:27.512 (1)		96.91	11:58:39.519
14 -	1:27.807 (3)	0.295	96.59	12:00:07.326
15 -	1:28.240	0.728	96.11	12:01:35.566
16 -	1:27.908	0.396	96.48	12:03:03.474
17 -	1:28.087	0.575	96.28	12:04:31.561
18 -	1:28.872	1.360	95.43	12:06:00.433

P9 11 Andrew PERRY				
LAP	LAP TIME	DIFF	MPH	TIME OF DAY
1 -	1:37.107	9.656	87.34	11:36:54.683
2 -	1:29.317	1.866	94.96	11:38:24.000
3 -	1:29.068	1.617	95.22	11:39:53.068
4 -	1:28.156	0.705	96.21	11:41:21.224
5 -	1:29.625	2.174	94.63	11:42:50.849
6 -	1:28.901	1.450	95.40	11:44:19.750
7 -	1:29.451	2.000	94.81	11:45:49.201
8 -	1:27.451 (1)		96.98	11:47:16.652
9 -	1:54.798	27.347	73.88	11:49:11.450
10 -	3:02.428	1:34.977	46.49	11:52:13.878
11 -	2:49.000	1:21.549	50.18	11:55:02.878
12 -	2:07.395	39.944	66.57	11:57:10.273
13 -	1:27.606 (2)	0.155	96.81	11:58:37.879
14 -	1:28.491	1.040	95.84	12:00:06.370
15 -	1:28.736	1.285	95.58	12:01:35.106
16 -	1:27.941 (3)	0.490	96.44	12:03:03.047

DIFF = Difference To Personal Best Lap

17 - 1:29.533 2.082 94.73 12:04:32.580
18 - 1:28.376 0.925 95.97 12:06:00.956

P10 5 Chris AUBREY				
LAP	LAP TIME	DIFF	MPH	TIME OF DAY
1 -	1:37.934	10.814	86.60	11:36:55.510
2 -	1:28.626	1.506	95.70	11:38:24.136
3 -	1:31.187	4.067	93.01	11:39:55.323
4 -	1:28.434	1.314	95.90	11:41:23.757
5 -	1:28.464	1.344	95.87	11:42:52.221
6 -	1:27.784 (2)	0.664	96.61	11:44:20.005
7 -	1:29.029	1.909	95.26	11:45:49.034
8 -	1:27.120 (1)		97.35	11:47:16.154
9 -	1:54.455	27.335	74.10	11:49:10.609
10 -	3:02.334	1:35.214	46.51	11:52:12.943
11 -	2:48.862	1:21.742	50.22	11:55:01.805
12 -	2:07.896	40.776	66.31	11:57:09.701
13 -	1:29.408	2.288	94.86	11:58:39.109
14 -	1:28.568	1.448	95.76	12:00:07.677
15 -	1:29.046	1.926	95.24	12:01:36.723
16 -	1:27.936 (3)	0.816	96.45	12:03:04.659
17 -	1:28.388	1.268	95.95	12:04:33.047
18 -	1:28.558	1.438	95.77	12:06:01.605

P11 19 Donald HENSHALL				
LAP	LAP TIME	DIFF	MPH	TIME OF DAY
1 -	1:34.022	6.784	90.20	11:36:51.598
2 -	1:29.112	1.874	95.17	11:38:20.710
3 -	1:29.203	1.965	95.08	11:39:49.913
4 -	1:30.103	2.865	94.13	11:41:20.016
5 -	1:29.778	2.540	94.47	11:42:49.794
6 -	1:28.341	1.103	96.00	11:44:18.135
7 -	1:27.868 (3)	0.630	96.52	11:45:46.003
8 -	1:28.694	1.456	95.62	11:47:14.697
9 -	1:51.215	23.977	76.26	11:49:05.912
10 -	2:59.534	1:32.296	47.24	11:52:05.446
11 -	2:50.535	1:23.297	49.73	11:54:55.981
12 -	2:09.373	42.135	65.55	11:57:05.354
13 -	1:27.238 (1)		97.22	11:58:32.592
14 -	1:28.327	1.089	96.02	12:00:00.919
15 -	1:35.503	8.265	88.80	12:01:36.422
16 -	1:27.786 (2)	0.548	96.61	12:03:04.208
17 -	1:29.286	2.048	94.99	12:04:33.494
18 -	1:28.290	1.052	96.06	12:06:01.784

P12 10 David BEVAN				
LAP	LAP TIME	DIFF	MPH	TIME OF DAY
1 -	1:36.924	9.868	87.50	11:36:54.500
2 -	1:29.038	1.982	95.25	11:38:23.538
3 -	1:30.609	3.553	93.60	11:39:54.147
4 -	1:27.744 (3)	0.688	96.66	11:41:21.891
5 -	1:29.023	1.967	95.27	11:42:50.914
6 -	1:28.703	1.647	95.61	11:44:19.617
7 -	1:28.982	1.926	95.31	11:45:48.599
8 -	1:27.056 (1)		97.42	11:47:15.655
9 -	1:54.461	27.405	74.10	11:49:10.116
10 -	3:02.214	1:35.158	46.54	11:52:12.330
11 -	2:48.950	1:21.894	50.20	11:55:01.280
12 -	2:08.091	41.035	66.21	11:57:09.371
13 -	1:29.394	2.338	94.87	11:58:38.765
14 -	1:28.109	1.053	96.26	12:00:06.874
15 -	1:29.018	1.962	95.27	12:01:35.892

Weather / Track : Bright / Dry

Thruxton

Circuit Length = 2.3560 miles

Start: 11:35 Flag 12:05 End: 12:08

Santander Caterham Seven 310R Championship

RACE 7 - LAP ANALYSIS

DIFF = Difference To Personal Best Lap

16 -	1:27.917	0.861	96.47	12:03:03.809
17 -	1:30.966	3.910	93.23	12:04:34.775
18 -	1:27.599 (2)	0.543	96.82	12:06:02.374

P13 21 Harry LANDY

LAP	LAP TIME	DIFF	MPH	TIME OF DAY
1 -	1:38.955	11.115	85.71	11:36:56.531
2 -	1:30.005	2.165	94.23	11:38:26.536
3 -	1:28.183	0.343	96.18	11:39:54.719
4 -	1:28.921	1.081	95.38	11:41:23.640
5 -	1:30.326	2.486	93.90	11:42:53.966
6 -	1:27.840 (1)		96.55	11:44:21.806
7 -	1:27.912 (3)	0.072	96.47	11:45:49.718
8 -	1:28.321	0.481	96.03	11:47:18.039
9 -	1:54.282	26.442	74.21	11:49:12.321
10 -	3:02.404	1:34.564	46.49	11:52:14.725
11 -	2:48.779	1:20.939	50.25	11:55:03.504
12 -	2:08.188	40.348	66.16	11:57:11.692
13 -	1:28.667	0.827	95.65	11:58:40.359
14 -	1:27.867 (2)	0.027	96.52	12:00:08.226
15 -	1:28.388	0.548	95.95	12:01:36.614
16 -	1:28.489	0.649	95.84	12:03:05.103
17 -	1:28.612	0.772	95.71	12:04:33.715
18 -	1:29.473	1.633	94.79	12:06:03.188

P14 78 Chris HUTCHINSON

LAP	LAP TIME	DIFF	MPH	TIME OF DAY
1 -	1:35.128	7.772	89.15	11:36:52.704
2 -	1:28.680	1.324	95.64	11:38:21.384
3 -	1:28.387	1.031	95.95	11:39:49.771
4 -	1:29.621	2.265	94.63	11:41:19.392
5 -	1:29.318	1.962	94.95	11:42:48.710
6 -	1:29.056	1.700	95.23	11:44:17.766
7 -	1:27.474 (2)	0.118	96.96	11:45:45.240
8 -	1:28.574	1.218	95.75	11:47:13.814
9 -	1:50.566	23.210	76.71	11:49:04.380
10 -	2:58.963	1:31.607	47.39	11:52:03.343
11 -	2:51.218	1:23.862	49.53	11:54:54.561
12 -	2:09.996	42.640	65.24	11:57:04.557
13 -	1:27.356 (1)		97.09	11:58:31.913
14 -	1:28.526	1.170	95.80	12:00:00.439
15 -	1:28.215	0.859	96.14	12:01:28.654
16 -	1:27.998 (3)	0.642	96.38	12:02:56.652
17 -	1:28.022	0.666	96.35	12:04:24.674
18 -	1:40.178	12.822	84.66	12:06:04.852

P15 6 Richard LAMBERT

LAP	LAP TIME	DIFF	MPH	TIME OF DAY
1 -	1:38.302	11.689	86.28	11:36:55.878
2 -	1:28.895	2.282	95.41	11:38:24.773
3 -	1:28.981	2.368	95.31	11:39:53.754
4 -	1:27.732	1.119	96.67	11:41:21.486
5 -	1:29.570	2.957	94.69	11:42:51.056
6 -	1:28.380	1.767	95.96	11:44:19.436
7 -	1:28.677	2.064	95.64	11:45:48.113
8 -	1:27.430 (3)	0.817	97.01	11:47:15.543
9 -	1:53.909	27.296	74.45	11:49:09.452
10 -	3:02.526	1:35.913	46.46	11:52:11.978
11 -	2:48.855	1:22.242	50.23	11:55:00.833
12 -	2:07.655	41.042	66.44	11:57:08.488
13 -	1:26.613 (1)		97.92	11:58:35.101
14 -	1:27.068 (2)	0.455	97.41	12:00:02.169

DIFF = Difference To Personal Best Lap

15 -	1:29.255	2.642	95.02	12:01:31.424
16 -	1:27.525	0.912	96.90	12:02:58.949
17 -	1:37.438	10.825	87.04	12:04:36.387
18 -	1:29.795	3.182	94.45	12:06:06.182

P16 12 Andy WHITTON

LAP	LAP TIME	DIFF	MPH	TIME OF DAY
1 -	1:38.098	10.758	86.45	11:36:55.674
2 -	1:31.790	4.450	92.40	11:38:27.464
3 -	1:28.071 (3)	0.731	96.30	11:39:55.535
4 -	1:28.687	1.347	95.63	11:41:24.222
5 -	1:29.934	2.594	94.30	11:42:54.156
6 -	1:28.046 (2)	0.706	96.33	11:44:22.202
7 -	1:29.311	1.971	94.96	11:45:51.513
8 -	1:28.587	1.247	95.74	11:47:20.100
9 -	1:54.456	27.116	74.10	11:49:14.556
10 -	3:01.987	1:34.647	46.60	11:52:16.543
11 -	2:48.377	1:21.037	50.37	11:55:04.920
12 -	2:07.444	40.104	66.55	11:57:12.364
13 -	1:29.614	2.274	94.64	11:58:41.978
14 -	1:28.706	1.366	95.61	12:00:10.684
15 -	1:28.930	1.590	95.37	12:01:39.614
16 -	1:29.171	1.831	95.11	12:03:08.785
17 -	1:30.544	3.204	93.67	12:04:39.329
18 -	1:27.340 (1)		97.11	12:06:06.669

P17 70 Kevin COOPER

LAP	LAP TIME	DIFF	MPH	TIME OF DAY
1 -	1:41.133	13.248	83.86	11:36:58.709
2 -	1:30.980	3.095	93.22	11:38:29.689
3 -	1:29.255	1.370	95.02	11:39:58.944
4 -	1:28.907	1.022	95.39	11:41:27.851
5 -	1:29.223	1.338	95.06	11:42:57.074
6 -	1:29.976	2.091	94.26	11:44:27.050
7 -	1:29.909	2.024	94.33	11:45:56.959
8 -	1:29.040	1.155	95.25	11:47:25.999
9 -	1:50.609	22.724	76.68	11:49:16.608
10 -	3:01.737	1:33.852	46.66	11:52:18.345
11 -	2:48.268	1:20.383	50.40	11:55:06.613
12 -	2:08.448	40.563	66.03	11:57:15.061
13 -	1:28.965	1.080	95.33	11:58:44.026
14 -	1:29.415	1.530	94.85	12:00:13.441
15 -	1:29.155	1.270	95.13	12:01:42.596
16 -	1:27.885 (1)		96.50	12:03:10.481
17 -	1:28.514 (3)	0.629	95.82	12:04:38.995
18 -	1:27.959 (2)	0.074	96.42	12:06:06.954

P18 47 Rob WATTS

LAP	LAP TIME	DIFF	MPH	TIME OF DAY
1 -	1:37.925	10.083	86.61	11:36:55.501
2 -	1:29.619	1.777	94.64	11:38:25.120
3 -	1:30.296	2.454	93.93	11:39:55.416
4 -	1:28.620	0.778	95.70	11:41:24.036
5 -	1:30.282	2.440	93.94	11:42:54.318
6 -	1:28.435 (3)	0.593	95.90	11:44:22.753
7 -	1:29.293	1.451	94.98	11:45:52.046
8 -	1:28.576	0.734	95.75	11:47:20.622
9 -	1:54.543	26.701	74.04	11:49:15.165
10 -	3:01.870	1:34.028	46.63	11:52:17.035
11 -	2:48.301	1:20.459	50.39	11:55:05.336
12 -	2:07.740	39.898	66.39	11:57:13.076
13 -	1:29.094	1.252	95.19	11:58:42.170

Weather / Track : Bright / Dry

Thruxton

Circuit Length = 2.3560 miles

Start: 11:35 Flag 12:05 End: 12:08

Santander Caterham Seven 310R Championship

RACE 7 - LAP ANALYSIS

DIFF = Difference To Personal Best Lap

14 -	1:28.329 (2)	0.487	96.02	12:00:10.499
15 -	1:29.577	1.735	94.68	12:01:40.076
16 -	1:28.515	0.673	95.82	12:03:08.591
17 -	1:31.292	3.450	92.90	12:04:39.883
18 -	1:27.842 (1)		96.55	12:06:07.725

P19 8 Simon SHARROCK

LAP	LAP TIME	DIFF	MPH	TIME OF DAY
1 -	1:40.936	12.945	84.02	11:36:58.512
2 -	1:30.538	2.547	93.68	11:38:29.050
3 -	1:29.300	1.309	94.97	11:39:58.350
4 -	1:29.741	1.750	94.51	11:41:28.091
5 -	1:29.364	1.373	94.91	11:42:57.455
6 -	1:29.623	1.632	94.63	11:44:27.078
7 -	1:30.687	2.696	93.52	11:45:57.765
8 -	1:29.013	1.022	95.28	11:47:26.778
9 -	1:51.154	23.163	76.30	11:49:17.932
10 -	3:01.194	1:33.203	46.80	11:52:19.126
11 -	2:48.474	1:20.483	50.34	11:55:07.600
12 -	2:08.036	40.045	66.24	11:57:15.636
13 -	1:28.887	0.896	95.42	11:58:44.523
14 -	1:28.703 (3)	0.712	95.61	12:00:13.226
15 -	1:30.164	2.173	94.06	12:01:43.390
16 -	1:28.411 (2)	0.420	95.93	12:03:11.801
17 -	1:28.950	0.959	95.35	12:04:40.751
18 -	1:27.991 (1)		96.39	12:06:08.742

P20 53 Matthew WELCH

LAP	LAP TIME	DIFF	MPH	TIME OF DAY
1 -	1:39.829	11.655	84.96	11:36:57.405
2 -	1:31.131	2.957	93.07	11:38:28.536
3 -	1:29.449	1.275	94.82	11:39:57.985
4 -	1:28.960 (3)	0.786	95.34	11:41:26.945
5 -	1:29.755	1.581	94.49	11:42:56.700
6 -	1:30.163	1.989	94.06	11:44:26.863
7 -	1:30.521	2.347	93.69	11:45:57.384
8 -	1:29.019	0.845	95.27	11:47:26.403
9 -	1:50.695	22.521	76.62	11:49:17.098
10 -	3:01.619	1:33.445	46.70	11:52:18.717
11 -	2:48.413	1:20.239	50.36	11:55:07.130
12 -	2:08.188	40.014	66.16	11:57:15.318
13 -	1:29.519	1.345	94.74	11:58:44.837
14 -	1:28.981	0.807	95.31	12:00:13.818
15 -	1:29.393	1.219	94.88	12:01:43.211
16 -	1:28.736 (2)	0.562	95.58	12:03:11.947
17 -	1:28.997	0.823	95.30	12:04:40.944
18 -	1:28.174 (1)		96.19	12:06:09.118

P21 44 Mark DAVIES

LAP	LAP TIME	DIFF	MPH	TIME OF DAY
1 -	1:38.588	10.388	86.03	11:36:56.164
2 -	1:30.616	2.416	93.59	11:38:26.780
3 -	1:28.733	0.533	95.58	11:39:55.513
4 -	1:29.257	1.057	95.02	11:41:24.770
5 -	1:30.500	2.300	93.71	11:42:55.270
6 -	1:28.200 (1)		96.16	11:44:23.470
7 -	1:28.407 (3)	0.207	95.93	11:45:51.877
8 -	1:29.063	0.863	95.23	11:47:20.940
9 -	1:54.741	26.541	73.91	11:49:15.681
10 -	3:01.888	1:33.688	46.63	11:52:17.569
11 -	2:48.268	1:20.068	50.40	11:55:05.837
12 -	2:07.995	39.795	66.26	11:57:13.832

DIFF = Difference To Personal Best Lap

13 -	1:28.851	0.651	95.45	11:58:42.683
14 -	1:28.296 (2)	0.096	96.05	12:00:10.979
15 -	1:29.419	1.219	94.85	12:01:40.398
16 -	1:28.934	0.734	95.36	12:03:09.332
17 -	1:30.163	1.963	94.06	12:04:39.495
18 -	1:28.695	0.495	95.62	12:06:08.190

P22 73 Douglas THAIN

LAP	LAP TIME	DIFF	MPH	TIME OF DAY
1 -	1:40.345	11.167	84.52	11:36:57.921
2 -	1:30.694	1.516	93.51	11:38:28.615
3 -	1:31.050	1.872	93.15	11:39:59.665
4 -	1:29.313 (2)	0.135	94.96	11:41:28.978
5 -	1:29.178 (1)		95.10	11:42:58.156
6 -	1:29.362 (3)	0.184	94.91	11:44:27.518
7 -	1:32.316	3.138	91.87	11:45:59.834
8 -	1:30.737	1.559	93.47	11:47:30.571
9 -	1:48.048	18.870	78.49	11:49:18.619
10 -	3:01.238	1:32.060	46.79	11:52:19.857
11 -	2:48.366	1:19.188	50.37	11:55:08.223
12 -	2:09.328	40.150	65.58	11:57:17.551
13 -	1:30.093	0.915	94.14	11:58:47.644
14 -	1:30.988	1.810	93.21	12:00:18.632
15 -	1:30.654	1.476	93.56	12:01:49.286
16 -	1:30.450	1.272	93.77	12:03:19.736
17 -	1:31.441	2.263	92.75	12:04:51.177
18 -	1:30.530	1.352	93.68	12:06:21.707

P23 87 Joe DRAPER

LAP	LAP TIME	DIFF	MPH	TIME OF DAY
1 -	1:38.779	11.991	85.86	11:36:56.355
2 -	1:29.412	2.624	94.85	11:38:25.767
3 -	1:29.910	3.122	94.33	11:39:55.677
4 -	1:28.753	1.965	95.56	11:41:24.430
5 -	1:28.554 (3)	1.766	95.77	11:42:52.984
6 -	1:27.152 (2)	0.364	97.31	11:44:20.136
7 -	1:29.426	2.638	94.84	11:45:49.562
8 -	1:26.788 (1)		97.72	11:47:16.350
9 -	1:54.730	27.942	73.92	11:49:11.080
10 -	3:02.368	1:35.580	46.50	11:52:13.448
11 -	2:48.832	1:22.044	50.23	11:55:02.280
12 -	2:07.600	40.812	66.47	11:57:09.880
13 -	2:14.064 P	47.276	63.26	11:59:23.944
14 -	1:36.648	9.860	87.75	12:01:00.592
15 -	2:08.671 P	41.883	65.91	12:03:09.263

P24 79 Nathan BELL

LAP	LAP TIME	DIFF	MPH	TIME OF DAY
1 -	1:37.714	10.006	86.79	11:36:55.290
2 -	1:28.128 (3)	0.420	96.24	11:38:23.418
3 -	1:28.470	0.762	95.86	11:39:51.888
4 -	1:28.866	1.158	95.44	11:41:20.754
5 -	1:32.548	4.840	91.64	11:42:53.302
6 -	1:29.077	1.369	95.21	11:44:22.379
7 -	1:27.708 (1)		96.70	11:45:50.087
8 -	1:28.108 (2)	0.400	96.26	11:47:18.195
9 -	1:54.990	27.282	73.75	11:49:13.185
10 -	3:01.771	1:34.063	46.66	11:52:14.956
11 -	2:48.914	1:21.206	50.21	11:55:03.870
12 -	2:07.998	40.290	66.26	11:57:11.868
13 -	1:31.377	3.669	92.81	11:58:43.245
14 -	3:40.938 P	2:13.230	38.38	12:02:24.183

Weather / Track : Bright / Dry

Thruxton

Circuit Length = 2.3560 miles

Start: 11:35 Flag 12:05 End: 12:08

Santander Caterham Seven 310R Championship

RACE 7 - LAP ANALYSIS

DIFF = Difference To Personal Best Lap

15 - 3:46.492 P 2:18.784 37.44 12:06:10.675

P25 50 Greg HYATT				
LAP	LAP TIME	DIFF	MPH	TIME OF DAY
1 -	1:40.098	11.303	84.73	11:36:57.674
2 -	1:30.970	2.175	93.23	11:38:28.644
3 -	1:30.998	2.203	93.20	11:39:59.642
4 -	1:28.795 (1)		95.51	11:41:28.437
5 -	1:29.428 (2)	0.633	94.84	11:42:57.865
6 -	1:29.431 (3)	0.636	94.83	11:44:27.296
7 -	1:30.979	2.184	93.22	11:45:58.275

P26 52 Martin PRATT				
LAP	LAP TIME	DIFF	MPH	TIME OF DAY
1 -	1:41.253	12.779	83.76	11:36:58.829
2 -	1:31.899	3.425	92.29	11:38:30.728
3 -	1:29.259 (2)	0.785	95.02	11:39:59.987
4 -	1:29.932	1.458	94.31	11:41:29.919
5 -	1:28.474 (1)		95.86	11:42:58.393
6 -	1:29.348 (3)	0.874	94.92	11:44:27.741
7 -	1:31.448	2.974	92.74	11:45:59.189

P27 28 Harry SENIOR				
LAP	LAP TIME	DIFF	MPH	TIME OF DAY
1 -	1:43.332 (1)		82.08	11:37:00.908

Weather / Track : Bright / Dry

Results can be found at www.tsl-timing.com

Page 5 of 5

Thruxton
Circuit Length = 2.3560 miles
Start: 11:35 Flag 12:05 End: 12:08

Printed - 12:09 Sunday, 02 September 2018

Santander Caterham Seven 310R Championship

RACE 7 - POSITION CHART

No	Name	Lap																		
		Pos	1	2	3	4	5	6	7	8	9	10	11	12	13	14	15	16	17	18
78	HUTCHINSON	1	19	48	48	48	48	91	48	2	2	2	2	2	78	91	2	91	91	91
15	YATES	2	2	19	78	78	78	48	91	91	78	78	78	78	2	2	91	85	85	85
2	SZARUTA	3	48	2	19	2	91	78	78	78	91	91	91	91	19	85	85	2	2	2
48	GRENSINGER	4	78	78	71	71	2	2	2	19	19	19	19	19	91	78	48	48	78	48
91	BRISTOW	5	71	71	2	19	19	19	19	48	48	48	48	48	85	19	78	78	48	15
71	COOPER	6	91	91	91	91	55	15	15	15	85	85	85	85	48	48	80	80	15	80
14	RANKIN	7	15	55	55	55	15	55	85	85	15	15	15	15	80	80	15	15	80	55
19	HENSHALL	8	55	15	15	79	85	85	55	55	80	80	80	80	15	15	6	6	55	71
55	OLIVANT	9	10	79	79	15	80	80	80	80	55	55	55	55	6	6	55	55	71	11
80	JORDAN	10	11	10	85	85	11	6	6	6	6	6	6	6	55	55	11	11	11	5
11	PERRY	11	80	80	80	80	10	10	10	10	10	10	10	10	11	11	71	71	5	19
10	BEVAN	12	79	85	11	11	6	11	5	5	5	5	5	5	10	10	10	10	19	10
87	DRAPER	13	85	11	6	6	5	5	11	87	87	87	87	87	5	71	19	19	21	21
85	SAWYER	14	47	5	10	10	87	87	87	11	11	11	11	11	71	5	21	5	10	78
5	AUBREY	15	5	6	21	21	79	21	21	21	21	21	21	21	21	21	5	21	6	6
47	WATTS	16	12	47	5	5	21	12	79	79	79	79	79	79	12	47	12	47	70	12
6	LAMBERT	17	6	87	47	47	12	79	12	71	71	71	71	71	47	12	47	12	12	70
79	BELL	18	44	21	44	12	47	47	44	12	12	12	12	12	44	44	44	44	44	47
44	DAVIES	19	87	44	12	87	71	71	71	47	47	47	47	47	79	8	70	70	47	44
12	WHITTON	20	21	12	87	44	44	44	47	44	44	44	44	44	70	70	53	8	8	8
8	SHARROCK	21	53	53	53	53	53	53	70	70	70	70	70	70	8	53	8	53	53	53
21	LANDY	22	50	73	8	70	70	70	53	53	53	53	53	53	53	73	73	73	73	73
70	COOPER	23	73	50	70	8	8	8	8	8	8	8	8	8	73	87	87			
53	WELCH	24	8	8	50	50	50	50	50	73	73	73	73	73	87	79	79			
28	SENIOR	25	70	70	73	73	73	73	52											
73	THAIN	26	52	52	52	52	52	52	73											
52	PRATT	27	28																	
50	HYATT	28																		

Weather / Track : Bright / Dry

Thrupton
 Circuit Length = 2.3560 miles
 Start: 11:35 Flag 12:05 End: 12:08

Results can be found at www.tsl-timing.com

Printed - 12:10 Sunday, 02 September 2018



Avon Tyres Caterham Seven 420R Championship

Thruxton Circuit

1st / 2nd September 2018



Results Provided by Timing Solutions Ltd
www.tsl-timing.com

Avon Tyres Caterham Seven 420R Championship
QUALIFYING - RACE 4 - CLASSIFICATION

POS	NO	NAME	ENTRY	TIME	ON	LAPS	GAP	DIFF	MPH
1	78	Danny WINSTANLEY	Caterham 420R	1:22.515	1	4			102.78
2	27	William SMITH	Caterham 420R	1:22.605	1	3	0.090	0.090	102.67
3	18	Sean BYRNE	Caterham 420R	1:22.765	5	6	0.250	0.160	102.47
4	46	Stephen NUTTALL	Caterham 420R	1:23.084	1	6	0.569	0.319	102.08
5	4	Anthony BARNES	Caterham 420R	1:23.192	1	4	0.677	0.108	101.95
6	56	Andres SINCLAIR	Caterham 420R	1:23.313	1	4	0.798	0.121	101.80
7	20	David HENDERSON	Caterham 420R	1:23.439	1	5	0.924	0.126	101.65
8	90	Jack BROWN	Caterham 420R	1:23.527	5	6	1.012	0.088	101.54
9	58	Richard AINSCOUGH	Caterham 420R	1:23.642	4	5	1.127	0.115	101.40
10	64	Tom EDEN	Caterham 420R	1:23.735	2	5	1.220	0.093	101.29
11	15	Luke STEVENS	Caterham 420R	1:23.782	6	9	1.267	0.047	101.23
12	93	Mike EVANS	Caterham 420R	1:24.126	5	7	1.611	0.344	100.82
13	10	Henry HEATON	Caterham 420R	1:24.420	3	9	1.905	0.294	100.46
14	55	Chris AUBREY	Caterham 420R	1:24.561	6	9	2.046	0.141	100.30
15	47	Alexander KOEBERLE	Caterham 420R	1:24.699	4	5	2.184	0.138	100.13
16	69	Stephen COLLINS	Caterham 420R	1:24.722	6	12	2.207	0.023	100.11
17	14	Luke BROWES	Caterham 420R	1:24.992	10	11	2.477	0.270	99.79
18	6	Ian SPARSHOTT	Caterham 420R	1:25.716	1	1	3.201	0.724	98.95
19	22	Paul BROWES	Caterham 420R	1:25.737	10	11	3.222	0.021	98.92

Thruxton
 Circuit Length = 2.3560 miles
 Start: 10:36 Flag 10:57 End: 10:57

Weather / Track : Bright / Dry
 These results are provisional until the conclusion of any judicial and technical matters.

Clerk Of Course :	Timekeeper :
-------------------	--------------

Results can be found at www.tsl-timing.com

Printed - 10:57 Saturday, 01 September 2018



Avon Tyres Caterham Seven 420R Championship

QUALIFYING - RACE 4 - LAP ANALYSIS

DIFF = Difference To Personal Best Lap

P1 78 Danny WINSTANLEY				
LAP	LAP TIME	DIFF	MPH	TIME OF DAY
1 -	1:22.515 (1)		102.78	10:40:15.349
2 -	2:24.253 P	1:01.738	58.79	10:42:39.602
3 -	1:41.331 (2)	18.816	83.70	10:44:20.933
4 -	10:00.385 P	8:37.870	14.12	10:54:21.318

P2 27 William SMITH				
LAP	LAP TIME	DIFF	MPH	TIME OF DAY
1 -	1:22.605 (1)		102.67	10:40:11.418
2 -	1:22.960 (2)	0.355	102.23	10:41:34.378
3 -	12:09.431 P	10:46.826	11.62	10:53:43.809

P3 18 Sean BYRNE				
LAP	LAP TIME	DIFF	MPH	TIME OF DAY
1 -	1:22.963 (2)	0.198	102.23	10:40:17.588
2 -	1:48.416	25.651	78.23	10:42:06.004
3 -	2:35.459 P	1:12.694	54.55	10:44:41.463
4 -	1:43.665 (3)	20.900	81.81	10:46:25.128
5 -	1:22.765 (1)		102.47	10:47:47.893
6 -	6:02.998 P	4:40.233	23.36	10:53:50.891

P4 46 Stephen NUTTALL				
LAP	LAP TIME	DIFF	MPH	TIME OF DAY
1 -	1:23.084 (1)		102.08	10:40:18.873
2 -	1:49.016	25.932	77.80	10:42:07.889
3 -	2:37.572 P	1:14.488	53.82	10:44:45.461
4 -	1:38.555 (3)	15.471	86.05	10:46:24.016
5 -	1:23.429 (2)	0.345	101.66	10:47:47.445
6 -	6:57.707 P	5:34.623	20.30	10:54:45.152

P5 4 Anthony BARNES				
LAP	LAP TIME	DIFF	MPH	TIME OF DAY
1 -	1:23.192 (1)		101.95	10:40:08.223
2 -	1:29.220 (2)	6.028	95.06	10:41:37.443
3 -	1:35.384 (3)	12.192	88.92	10:43:12.827
4 -	13:12.133 P	11:48.941	10.70	10:56:24.960

P6 56 Andres SINCLAIR				
LAP	LAP TIME	DIFF	MPH	TIME OF DAY
1 -	1:23.313 (1)		101.80	10:40:20.253
2 -	1:48.209 (3)	24.896	78.38	10:42:08.462
3 -	1:39.409 (2)	16.096	85.32	10:43:47.871
4 -	11:22.009 P	9:58.696	12.43	10:55:09.880

P7 20 David HENDERSON				
LAP	LAP TIME	DIFF	MPH	TIME OF DAY
1 -	1:23.439 (1)		101.65	10:40:34.338
2 -	1:30.374 (2)	6.935	93.85	10:42:04.712
3 -	1:32.711 (3)	9.272	91.48	10:43:37.423
4 -	1:33.928	10.489	90.29	10:45:11.351
5 -	7:01.149 P	5:37.710	20.13	10:52:12.500

P8 90 Jack BROWN				
LAP	LAP TIME	DIFF	MPH	TIME OF DAY
1 -	1:24.017 (2)	0.490	100.95	10:40:34.135
2 -	1:29.461	5.934	94.80	10:42:03.596

DIFF = Difference To Personal Best Lap

3 -	1:42.775	19.248	82.52	10:43:46.371
4 -	1:25.966 (3)	2.439	98.66	10:45:12.337
5 -	1:23.527 (1)		101.54	10:46:35.864
6 -	9:13.382 P	7:49.855	15.32	10:55:49.246

P9 58 Richard AINSCOUGH				
LAP	LAP TIME	DIFF	MPH	TIME OF DAY
1 -	1:26.110 (2)	2.468	98.49	10:40:35.093
2 -	1:30.510 (3)	6.868	93.70	10:42:05.603
3 -	1:41.537	17.895	83.53	10:43:47.140
4 -	1:23.642 (1)		101.40	10:45:10.782
5 -	10:23.512 P	8:59.870	13.60	10:55:34.294

P10 64 Tom EDEN				
LAP	LAP TIME	DIFF	MPH	TIME OF DAY
1 -	1:25.471 (2)	1.736	99.23	10:40:12.077
2 -	1:23.735 (1)		101.29	10:41:35.812
3 -	9:55.808 P	8:32.073	14.23	10:51:31.620
4 -	1:56.125	32.390	73.03	10:53:27.745
5 -	1:29.037 (3)	5.302	95.25	10:54:56.782

P11 15 Luke STEVENS				
LAP	LAP TIME	DIFF	MPH	TIME OF DAY
1 -	1:24.342 (2)	0.560	100.56	10:40:06.614
2 -	1:28.688 (3)	4.906	95.63	10:41:35.302
3 -	1:37.848	14.066	86.68	10:43:13.150
4 -	2:42.614 P	1:18.832	52.15	10:45:55.764
5 -	1:31.612	7.830	92.58	10:47:27.376
6 -	1:23.782 (1)		101.23	10:48:51.158
7 -	2:41.377 P	1:17.595	52.55	10:51:32.535
8 -	1:56.672	32.890	72.69	10:53:29.207
9 -	1:30.410 P	6.628	93.81	10:54:59.617

P12 93 Mike EVANS				
LAP	LAP TIME	DIFF	MPH	TIME OF DAY
1 -	1:26.350 (3)	2.224	98.22	10:40:16.145
2 -	2:25.748 P	1:01.622	58.19	10:42:41.893
3 -	1:38.925	14.799	85.73	10:44:20.818
4 -	1:30.054	5.928	94.18	10:45:50.872
5 -	1:24.126 (1)		100.82	10:47:14.998
6 -	1:25.874 (2)	1.748	98.76	10:48:40.872
7 -	4:28.017 P	3:03.891	31.64	10:53:08.889

P13 10 Henry HEATON				
LAP	LAP TIME	DIFF	MPH	TIME OF DAY
1 -	1:24.587 (2)	0.167	100.27	10:40:15.829
2 -	1:24.807 (3)	0.387	100.01	10:41:40.636
3 -	1:24.420 (1)		100.46	10:43:05.056
4 -	1:24.850	0.430	99.96	10:44:29.906
5 -	2:54.443 P	1:30.023	48.62	10:47:24.349
6 -	4:05.675 P	2:41.255	34.52	10:51:30.024
7 -	1:57.305	32.885	72.30	10:53:27.329
8 -	1:27.924	3.504	96.46	10:54:55.253
9 -	2:19.852 P	55.432	60.64	10:57:15.105

P14 55 Chris AUBREY				
LAP	LAP TIME	DIFF	MPH	TIME OF DAY
1 -	1:25.649	1.088	99.02	10:40:07.148
2 -	1:24.916	0.355	99.88	10:41:32.064

Thruxton

Circuit Length = 2.3560 miles

Start: 10:36 Flag 10:57 End: 10:57

Weather / Track : Bright / Dry

Avon Tyres Caterham Seven 420R Championship

QUALIFYING - RACE 4 - LAP ANALYSIS

DIFF = Difference To Personal Best Lap

3 -	1:24.821 (3)	0.260	99.99	10:42:56.885
4 -	1:27.712	3.151	96.69	10:44:24.597
5 -	1:24.774 (2)	0.213	100.04	10:45:49.371
6 -	1:24.561 (1)		100.30	10:47:13.932
7 -	1:26.415	1.854	98.14	10:48:40.347
8 -	1:37.662	13.101	86.84	10:50:18.009
9 -	2:24.972 P	1:00.411	58.50	10:52:42.981

DIFF = Difference To Personal Best Lap

10 -	1:25.737 (1)		98.92	10:54:54.155
11 -	1:56.045 P	30.308	73.08	10:56:50.200

P15 47 Alexander KOEBERLE

LAP	LAP TIME	DIFF	MPH	TIME OF DAY
1 -	1:26.551 (3)	1.852	97.99	10:40:37.084
2 -	1:29.273	4.574	95.00	10:42:06.357
3 -	1:25.116 (2)	0.417	99.64	10:43:31.473
4 -	1:24.699 (1)		100.13	10:44:56.172
5 -	11:16.553 P	9:51.854	12.53	10:56:12.725

P16 69 Stephen COLLINS

LAP	LAP TIME	DIFF	MPH	TIME OF DAY
1 -	1:27.239	2.517	97.22	10:40:03.708
2 -	1:26.082 (3)	1.360	98.52	10:41:29.790
3 -	1:26.091	1.369	98.51	10:42:55.881
4 -	1:27.068	2.346	97.41	10:44:22.949
5 -	1:27.063	2.341	97.41	10:45:50.012
6 -	1:24.722 (1)		100.11	10:47:14.734
7 -	1:24.994 (2)	0.272	99.79	10:48:39.728
8 -	1:27.377	2.655	97.06	10:50:07.105
9 -	1:29.045	4.323	95.25	10:51:36.150
10 -	1:26.991	2.269	97.49	10:53:03.141
11 -	1:26.722	2.000	97.80	10:54:29.863
12 -	2:31.498 P	1:06.776	55.98	10:57:01.361

P17 14 Luke BROWES

LAP	LAP TIME	DIFF	MPH	TIME OF DAY
1 -	1:27.632	2.640	96.78	10:40:17.299
2 -	1:52.778	27.786	75.20	10:42:10.077
3 -	1:26.783 (3)	1.791	97.73	10:43:36.860
4 -	1:36.860	11.868	87.56	10:45:13.720
5 -	1:39.669	14.677	85.09	10:46:53.389
6 -	1:49.449	24.457	77.49	10:48:42.838
7 -	1:34.922	9.930	89.35	10:50:17.760
8 -	1:48.064	23.072	78.48	10:52:05.824
9 -	1:25.469 (2)	0.477	99.23	10:53:31.293
10 -	1:24.992 (1)		99.79	10:54:56.285
11 -	1:49.666 P	24.674	77.34	10:56:45.951

P18 6 Ian SPARSHOTT

LAP	LAP TIME	DIFF	MPH	TIME OF DAY
1 -	1:25.716 (1)		98.95	10:40:23.386

P19 22 Paul BROWES

LAP	LAP TIME	DIFF	MPH	TIME OF DAY
1 -	1:27.010	1.273	97.47	10:40:07.633
2 -	1:26.184 (2)	0.447	98.41	10:41:33.817
3 -	1:40.263	14.526	84.59	10:43:14.080
4 -	1:40.208	14.471	84.64	10:44:54.288
5 -	1:27.331	1.594	97.12	10:46:21.619
6 -	1:28.199	2.462	96.16	10:47:49.818
7 -	1:58.788	33.051	71.40	10:49:48.606
8 -	2:12.932	47.195	63.80	10:52:01.538
9 -	1:26.880 (3)	1.143	97.62	10:53:28.418

Weather / Track : Bright / Dry

Thrupton

Circuit Length = 2.3560 miles

Start: 10:36 Flag 10:57 End: 10:57

Avon Tyres Caterham Seven 420R Championship
RACE 4 - GRID (30 minutes) - AMENDED

ROW 9	17	1:25.716	6 Ian SPARSHOTT	18	1:25.737	22 Paul BROWES		
ROW 8			15	1:24.722	69 Stephen COLLINS	16	1:24.992	14 Luke BROWES
ROW 7	13	1:24.420	10 Henry HEATON	14	1:24.561	55 Chris AUBREY		
ROW 6			11	1:23.782	15 Luke STEVENS	12	1:24.126	93 Mike EVANS
ROW 5	9	1:23.642	58 Richard AINSCOUGH	10	1:23.735	64 Tom EDEN		
ROW 4			7	1:23.439	20 David HENDERSON	8	1:23.527	90 Jack BROWN
ROW 3	5	1:23.192	4 Anthony BARNES	6	1:23.313	56 Andres SINCLAIR		
ROW 2			3	1:22.765	18 Sean BYRNE	4	1:23.084	46 Stephen NUTTALL
ROW 1	1	1:22.515	78 Danny WINSTANLEY	2	1:22.605	27 William SMITH		
Pole								

Car 47 Withdrawn

Thruxton
 Circuit Length = 2.3560 miles

These results are provisional until the conclusion of any judicial and technical matters.

Clerk Of Course :	Timekeeper :
-------------------	--------------

Results can be found at www.tsl-timing.com

Printed - 11:31 Saturday, 01 September 2018



Avon Tyres Caterham Seven 420R Championship

RACE 4 - CLASSIFICATION

POS	NO	NAME	ENTRY	LAPS	TIME	GAP	DIFF	MPH	BEST	ON
1	78	Danny WINSTANLEY	Caterham 420R	22	30:47.095			101.02	1:23.111	7
2	27	William SMITH	Caterham 420R	22	30:47.968	0.873	0.873	100.97	1:22.678	2
3	46	Stephen NUTTALL	Caterham 420R	22	30:48.191	1.096	0.223	100.96	1:23.037	2
4	56	Andres SINCLAIR	Caterham 420R	22	30:53.147	6.052	4.956	100.69	1:23.007	7
5	18	Sean BYRNE	Caterham 420R	22	30:55.558	8.463	2.411	100.56	1:22.696	2
6	4	Anthony BARNES	Caterham 420R	22	30:55.956	8.861	0.398	100.53	1:22.933	7
7	20	David HENDERSON	Caterham 420R	22	31:10.259	23.164	14.303	99.76	1:23.613	10
8	15	Luke STEVENS	Caterham 420R	22	31:10.377	23.282	0.118	99.76	1:23.932	10
9	58	Richard AINSCOUGH	Caterham 420R	22	31:10.904	23.809	0.527	99.73	1:24.032	9
10	64	Tom EDEN	Caterham 420R	22	31:11.224	24.129	0.320	99.71	1:23.700	11
11	90	Jack BROWN	Caterham 420R	22	31:11.327	24.232	0.103	99.71	1:23.339	10
12	55	Chris AUBREY	Caterham 420R	22	31:33.258	46.163	21.931	98.55	1:24.729	5
13	10	Henry HEATON	Caterham 420R	22	31:33.378	46.283	0.120	98.55	1:24.047	4
14	93	Mike EVANS	Caterham 420R	22	31:35.132	48.037	1.754	98.46	1:24.413	2
15	69	Stephen COLLINS	Caterham 420R	22	31:35.316	48.221	0.184	98.45	1:24.869	3
16	14	Luke BROWES	Caterham 420R	22	31:42.736	55.641	7.420	98.06	1:25.538	8
17	22	Paul BROWES	Caterham 420R	22	31:50.187	1:03.092	7.451	97.68	1:25.521	9
18	6	Ian SPARSHOTT	Caterham 420R	21	31:04.149	1 Lap	1 Lap	95.54	1:26.214	3

FASTEST LAP

27	William SMITH	Caterham 420R	2	1:22.678	102.58 mph	165.09 kph
----	---------------	---------------	---	----------	------------	------------

Weather / Track : Bright / Dry

These results are provisional until the conclusion of any judicial and technical matters.

Thruxton

Circuit Length = 2.3560 miles

Start: 15:37 Flag 16:08 End: 16:09

Clerk Of Course :

Timekeeper :

Results can be found at www.tsl-timing.com

Printed - 16:11 Saturday, 01 September 2018



Avon Tyres Caterham Seven 420R Championship

RACE 4 - LAP CHART

LAP 1 @ 15:39:20.108			LAP 2 @ 15:40:43.255			LAP 3 @ 15:42:07.218			LAP 4 @ 15:43:30.860			LAP 5 @ 15:44:55.258		
NO	BEHIND	LAP TIME	NO	BEHIND	LAP TIME	NO	BEHIND	LAP TIME	NO	BEHIND	LAP TIME	NO	BEHIND	LAP TIME
78		1:27.290	27		1:22.678	78		1:23.825	46		1:23.088	46		1:24.398
27	0.469	1:27.759	78	0.138	1:23.285	46	0.554	1:23.866	78	0.176	1:23.818	78	0.195	1:24.417
46	0.761	1:28.051	46	0.651	1:23.037	27	0.750	1:24.713	27	0.551	1:23.443	27	0.658	1:24.505
56	1.704	1:28.994	56	1.585	1:23.028	56	1.035	1:23.413	18	0.826	1:23.145	56	0.824	1:24.098
18	2.226	1:29.516	18	1.775	1:22.696	18	1.323	1:23.511	56	1.124	1:23.731	18	1.197	1:24.769
4	2.434	1:29.724	4	2.252	1:22.965	4	1.625	1:23.336	4	1.389	1:23.406	4	1.505	1:24.514
64	2.991	1:30.281	90	4.587	1:24.339	58	5.722	1:24.546	15	6.294	1:24.209	15	6.191	1:24.295
58	3.149	1:30.439	15	4.706	1:24.272	15	5.727	1:24.984	90	6.646	1:24.376	58	6.547	1:24.036
90	3.395	1:30.685	58	5.139	1:25.137	90	5.912	1:25.288	58	6.909	1:24.829	90	6.835	1:24.587
15	3.581	1:30.871	64	5.364	1:25.520	20	6.219	1:24.621	20	7.357	1:24.780	64	7.223	1:23.922
20	4.011	1:31.301	20	5.561	1:24.697	64	6.908	1:25.507	64	7.699	1:24.433	20	7.403	1:24.444
93	4.578	1:31.868	93	5.844	1:24.413	93	7.079	1:25.198	10	8.155	1:24.047	93	9.119	1:25.118
55	4.986	1:32.276	10	7.432	1:25.331	10	7.750	1:24.281	93	8.399	1:24.962	10	9.395	1:25.638
10	5.248	1:32.538	69	7.525	1:25.126	69	8.431	1:24.869	69	9.970	1:25.181	69	10.733	1:25.161
69	5.546	1:32.836	55	7.719	1:25.880	55	8.745	1:24.989	55	10.531	1:25.428	55	10.862	1:24.729
22	7.038	1:34.328	22	9.698	1:25.807	14	13.385	1:27.312	14	16.475	1:26.732	14	18.303	1:26.226
14	7.164	1:34.454	14	10.036	1:26.019	22	13.580	1:27.845	22	16.710	1:26.772	22	18.963	1:26.651
6	8.619	1:35.909	6	11.778	1:26.306	6	14.029	1:26.214	6	17.009	1:26.622	6	19.759	1:27.148

Weather / Track : Bright / Dry

Thruxton
Circuit Length = 2.3560 miles
Start: 15:37 Flag 16:08 End: 16:09

Avon Tyres Caterham Seven 420R Championship

RACE 4 - LAP CHART

LAP 6 @ 15:46:19.791			LAP 7 @ 15:47:42.902			LAP 8 @ 15:49:06.381			LAP 9 @ 15:50:30.264			LAP 10 @ 15:51:53.714		
NO	BEHIND	LAP TIME	NO	BEHIND	LAP TIME	NO	BEHIND	LAP TIME	NO	BEHIND	LAP TIME	NO	BEHIND	LAP TIME
78		1:24.338	78		1:23.111	27		1:22.999	78		1:23.733	78		1:23.450
27	0.577	1:24.452	27	0.480	1:23.014	78	0.150	1:23.629	27	0.371	1:24.254	27	0.473	1:23.552
56	0.850	1:24.559	56	0.746	1:23.007	56	0.621	1:23.354	56	0.710	1:23.972	56	0.814	1:23.554
18	1.501	1:24.837	4	1.650	1:22.933	18	2.200	1:23.620	18	2.389	1:24.072	18	2.253	1:23.314
46	1.574	1:26.107	46	1.780	1:23.317	4	2.322	1:24.151	46	2.630	1:24.135	46	2.510	1:23.330
4	1.828	1:24.856	18	2.059	1:23.669	46	2.378	1:24.077	4	2.972	1:24.533	4	2.933	1:23.411
90	5.931	1:23.629	90	7.330	1:24.510	15	8.312	1:24.398	15	8.382	1:23.953	15	8.864	1:23.932
15	6.167	1:24.509	58	7.367	1:24.116	58	8.658	1:24.770	58	8.807	1:24.032	90	9.291	1:23.339
58	6.362	1:24.348	15	7.393	1:24.337	64	9.173	1:24.690	90	9.402	1:23.551	58	9.592	1:24.235
64	6.730	1:24.040	64	7.962	1:24.343	90	9.734	1:25.883	64	10.058	1:24.768	20	10.386	1:23.613
20	6.953	1:24.083	20	8.146	1:24.304	20	9.934	1:25.267	20	10.223	1:24.172	64	10.809	1:24.201
93	11.718	1:27.132	10	14.583	1:25.871	69	17.476	1:25.916	10	20.051	1:26.114	10	21.563	1:24.962
10	11.823	1:26.961	69	15.039	1:25.981	93	17.585	1:25.651	69	20.433	1:26.840	55	22.302	1:25.185
69	12.169	1:25.969	93	15.413	1:26.806	10	17.820	1:26.716	55	20.567	1:26.306	93	23.225	1:25.952
55	12.304	1:25.975	55	16.136	1:26.943	55	18.144	1:25.487	93	20.723	1:27.021	69	23.410	1:26.427
14	20.587	1:26.817	14	23.410	1:25.934	14	25.469	1:25.538	14	27.669	1:26.083	14	30.504	1:26.285
22	20.771	1:26.341	22	23.670	1:26.010	22	26.386	1:26.195	22	28.024	1:25.521	22	30.820	1:26.246
6	21.965	1:26.739	6	25.551	1:26.697	6	29.075	1:27.003	6	32.979	1:27.787	6	37.585	1:28.056

Weather / Track : Bright / Dry

Results can be found at www.tsl-timing.com

Page 2 of 5

Thruxton
Circuit Length = 2.3560 miles
Start: 15:37 Flag 16:08 End: 16:09

Printed - 16:12 Saturday, 01 September 2018

Avon Tyres Caterham Seven 420R Championship

RACE 4 - LAP CHART

LAP 11 @ 15:53:17.418			LAP 12 @ 15:54:41.256			LAP 13 @ 15:56:04.762			LAP 14 @ 15:57:28.547			LAP 15 @ 15:58:52.271		
NO	BEHIND	LAP TIME	NO	BEHIND	LAP TIME	NO	BEHIND	LAP TIME	NO	BEHIND	LAP TIME	NO	BEHIND	LAP TIME
27		1:23.231	78		1:23.698	27		1:22.945	78		1:23.600	78		1:23.724
78	0.140	1:23.844	27	0.561	1:24.399	78	0.185	1:23.691	27	0.479	1:24.264	27	0.479	1:23.724
56	0.901	1:23.791	56	0.818	1:23.755	56	1.011	1:23.699	56	0.830	1:23.604	56	0.707	1:23.601
18	1.913	1:23.364	18	1.904	1:23.829	46	1.908	1:23.391	46	1.173	1:23.050	46	0.960	1:23.511
46	2.049	1:23.243	46	2.023	1:23.812	18	2.154	1:23.756	18	2.033	1:23.664	18	2.441	1:24.132
4	2.547	1:23.318	4	2.274	1:23.565	4	2.870	1:24.102	4	2.616	1:23.531	4	2.588	1:23.696
15	9.242	1:24.082	15	10.211	1:24.807	90	11.399	1:24.029	15	13.107	1:24.603	90	14.115	1:24.136
90	9.723	1:24.136	20	10.516	1:23.989	58	11.876	1:24.044	58	13.374	1:25.283	20	14.560	1:24.242
58	10.135	1:24.247	90	10.876	1:24.991	20	12.093	1:25.083	90	13.703	1:26.089	15	14.685	1:25.302
20	10.365	1:23.683	58	11.338	1:25.041	15	12.289	1:25.584	20	14.042	1:25.734	58	14.947	1:25.297
64	10.805	1:23.700	64	11.545	1:24.578	64	12.310	1:24.271	64	14.348	1:25.823	64	15.370	1:24.746
55	23.407	1:24.809	55	25.055	1:25.486	10	26.881	1:25.107	55	28.473	1:24.840	93	30.351	1:25.246
10	23.556	1:25.697	10	25.280	1:25.562	93	27.135	1:25.071	10	28.617	1:25.521	55	30.681	1:25.932
93	24.056	1:24.535	93	25.570	1:25.352	55	27.418	1:25.869	93	28.829	1:25.479	10	30.902	1:26.009
69	24.670	1:24.964	69	26.226	1:25.394	69	27.742	1:25.022	69	29.233	1:25.276	69	31.383	1:25.874
14	32.786	1:25.986	14	34.897	1:25.949	14	37.092	1:25.701	14	38.900	1:25.593	14	40.857	1:25.681
22	33.059	1:25.943	22	35.352	1:26.131	22	38.096	1:26.250	22	40.581	1:26.270	22	43.119	1:26.262
6	41.961	1:28.080	6	47.045	1:28.922	6	52.372	1:28.833	6	57.258	1:28.671	6	1:02.728	1:29.194

Weather / Track : Bright / Dry

Results can be found at www.tsl-timing.com

Page 3 of 5

Thruxton
Circuit Length = 2.3560 miles
Start: 15:37 Flag 16:08 End: 16:09

Printed - 16:12 Saturday, 01 September 2018

Avon Tyres Caterham Seven 420R Championship

RACE 4 - LAP CHART

LAP 16 @ 16:00:16.345			LAP 17 @ 16:01:40.510			LAP 18 @ 16:03:04.295			LAP 19 @ 16:04:28.168			LAP 20 @ 16:05:51.964		
NO	BEHIND	LAP TIME	NO	BEHIND	LAP TIME	NO	BEHIND	LAP TIME	NO	BEHIND	LAP TIME	NO	BEHIND	LAP TIME
27		1:23.595	78		1:24.017	78		1:23.785	78		1:23.873	78		1:23.796
78	0.148	1:24.222	27	0.500	1:24.665	27	0.425	1:23.710	27	0.491	1:23.939	27	0.955	1:24.260
46	1.006	1:24.120	46	0.774	1:23.933	46	0.841	1:23.852	46	1.243	1:24.275	46	1.583	1:24.136
56	1.571	1:24.938	56	1.325	1:23.919	56	2.101	1:24.561	56	2.914	1:24.686	56	3.876	1:24.758
4	2.851	1:24.337	18	3.496	1:24.514	4	4.307	1:24.397	18	5.171	1:24.485	4	6.119	1:24.209
18	3.147	1:24.780	4	3.695	1:25.009	18	4.559	1:24.848	4	5.706	1:25.272	18	6.537	1:25.162
15	14.937	1:24.326	15	15.659	1:24.887	15	16.519	1:24.645	15	17.535	1:24.889	6	1 Lap	1:36.161
20	15.560	1:25.074	20	15.897	1:24.502	20	17.176	1:25.064	90	18.079	1:24.655	20	18.906	1:24.410
90	15.701	1:25.660	90	16.280	1:24.744	90	17.297	1:24.802	20	18.292	1:24.989	15	18.960	1:25.221
58	15.890	1:25.017	58	16.567	1:24.842	58	17.823	1:25.041	64	18.864	1:24.729	64	19.669	1:24.601
64	16.161	1:24.865	64	16.977	1:24.981	64	18.008	1:24.816	58	19.341	1:25.391	90	19.875	1:25.592
93	33.190	1:26.913	10	35.915	1:26.202	10	37.714	1:25.584	93	39.659	1:25.147	58	20.120	1:24.575
69	33.506	1:26.197	93	36.229	1:27.204	93	38.385	1:25.941	55	39.998	1:25.187	55	42.485	1:26.283
55	33.708	1:27.101	55	36.542	1:26.999	55	38.684	1:25.927	10	40.076	1:26.235	10	42.487	1:26.207
10	33.878	1:27.050	69	36.832	1:27.491	69	38.955	1:25.908	69	40.490	1:25.408	93	42.670	1:26.807
14	42.739	1:25.956	14	44.311	1:25.737	14	46.643	1:26.117	14	49.209	1:26.439	69	42.955	1:26.261
22	45.161	1:26.116	22	46.878	1:25.882	22	49.510	1:26.417	22	52.444	1:26.807	14	51.475	1:26.062
6	1:07.618	1:28.964	6	1:13.098	1:29.645	6	1:18.159	1:28.846				22	56.540	1:27.892

Weather / Track : Bright / Dry

Thruxton

Circuit Length = 2.3560 miles

Start: 15:37 Flag 16:08 End: 16:09

Avon Tyres Caterham Seven 420R Championship

RACE 4 - LAP CHART

LAP 21 @ 16:07:16.080			LAP 22 @ 16:08:39.913		
NO	BEHIND	LAP TIME	NO	BEHIND	LAP TIME
78		1:24.116	78		1:23.833
27	0.884	1:24.045	27	0.873	1:23.822
46	1.390	1:23.923	46	1.096	1:23.539
56	4.929	1:25.169	56	6.052	1:24.956
18	6.817	1:24.396	18	8.463	1:25.479
4	7.052	1:25.049	4	8.861	1:25.642
6	1 Lap	1:29.553	6	1 Lap	1:28.799
20	20.288	1:25.498	20	23.164	1:26.709
15	20.536	1:25.692	15	23.282	1:26.579
64	20.832	1:25.279	58	23.809	1:26.332
90	20.991	1:25.232	64	24.129	1:27.130
58	21.310	1:25.306	90	24.232	1:27.074
10	44.095	1:25.724	55	46.163	1:25.324
55	44.672	1:26.303	10	46.283	1:26.021
69	45.236	1:26.397	93	48.037	1:26.453
93	45.417	1:26.863	69	48.221	1:26.818
14	53.483	1:26.124	14	55.641	1:25.991
22	59.475	1:27.051	22	1:03.092	1:27.450

Weather / Track : Bright / Dry

Results can be found at www.tsl-timing.com

Page 5 of 5

Thruxton
Circuit Length = 2.3560 miles
Start: 15:37 Flag 16:08 End: 16:09

Printed - 16:12 Saturday, 01 September 2018

Avon Tyres Caterham Seven 420R Championship

RACE 4 - LAP ANALYSIS

DIFF = Difference To Personal Best Lap

P1 78 Danny WINSTANLEY				
LAP	LAP TIME	DIFF	MPH	TIME OF DAY
1 -	1:27.290	4.179	97.16	15:39:20.108
2 -	1:23.285 (2)	0.174	101.83	15:40:43.393
3 -	1:23.825	0.714	101.18	15:42:07.218
4 -	1:23.818	0.707	101.19	15:43:31.036
5 -	1:24.417	1.306	100.47	15:44:55.453
6 -	1:24.338	1.227	100.56	15:46:19.791
7 -	1:23.111 (1)		102.05	15:47:42.902
8 -	1:23.629	0.518	101.41	15:49:06.531
9 -	1:23.733	0.622	101.29	15:50:30.264
10 -	1:23.450 (3)	0.339	101.63	15:51:53.714
11 -	1:23.844	0.733	101.15	15:53:17.558
12 -	1:23.698	0.587	101.33	15:54:41.256
13 -	1:23.691	0.580	101.34	15:56:04.947
14 -	1:23.600	0.489	101.45	15:57:28.547
15 -	1:23.724	0.613	101.30	15:58:52.271
16 -	1:24.222	1.111	100.70	16:00:16.493
17 -	1:24.017	0.906	100.95	16:01:40.510
18 -	1:23.785	0.674	101.23	16:03:04.295
19 -	1:23.873	0.762	101.12	16:04:28.168
20 -	1:23.796	0.685	101.21	16:05:51.964
21 -	1:24.116	1.005	100.83	16:07:16.080
22 -	1:23.833	0.722	101.17	16:08:39.913

P2 27 William SMITH				
LAP	LAP TIME	DIFF	MPH	TIME OF DAY
1 -	1:27.759	5.081	96.64	15:39:20.577
2 -	1:22.678 (1)		102.58	15:40:43.255
3 -	1:24.713	2.035	100.12	15:42:07.968
4 -	1:23.443	0.765	101.64	15:43:31.411
5 -	1:24.505	1.827	100.36	15:44:55.916
6 -	1:24.452	1.774	100.43	15:46:20.368
7 -	1:23.014	0.336	102.17	15:47:43.382
8 -	1:22.999 (3)	0.321	102.18	15:49:06.381
9 -	1:24.254	1.576	100.66	15:50:30.635
10 -	1:23.552	0.874	101.51	15:51:54.187
11 -	1:23.231	0.553	101.90	15:53:17.418
12 -	1:24.399	1.721	100.49	15:54:41.817
13 -	1:22.945 (2)	0.267	102.25	15:56:04.762
14 -	1:24.264	1.586	100.65	15:57:29.026
15 -	1:23.724	1.046	101.30	15:58:52.750
16 -	1:23.595	0.917	101.46	16:00:16.345
17 -	1:24.665	1.987	100.17	16:01:41.010
18 -	1:23.710	1.032	101.32	16:03:04.720
19 -	1:23.939	1.261	101.04	16:04:28.659
20 -	1:24.260	1.582	100.66	16:05:52.919
21 -	1:24.045	1.367	100.91	16:07:16.964
22 -	1:23.822	1.144	101.18	16:08:40.786

P3 46 Stephen NUTTALL				
LAP	LAP TIME	DIFF	MPH	TIME OF DAY
1 -	1:28.051	5.014	96.32	15:39:20.869
2 -	1:23.037 (1)		102.14	15:40:43.906
3 -	1:23.866	0.829	101.13	15:42:07.772
4 -	1:23.088 (3)	0.051	102.07	15:43:30.860
5 -	1:24.398	1.361	100.49	15:44:55.258
6 -	1:26.107	3.070	98.50	15:46:21.365
7 -	1:23.317	0.280	101.79	15:47:44.682
8 -	1:24.077	1.040	100.87	15:49:08.759
9 -	1:24.135	1.098	100.80	15:50:32.894
10 -	1:23.330	0.293	101.78	15:51:56.224

DIFF = Difference To Personal Best Lap

11 -	1:23.243	0.206	101.88	15:53:19.467
12 -	1:23.812	0.775	101.19	15:54:43.279
13 -	1:23.391	0.354	101.70	15:56:06.670
14 -	1:23.050 (2)	0.013	102.12	15:57:29.720
15 -	1:23.511	0.474	101.56	15:58:53.231
16 -	1:24.120	1.083	100.82	16:00:17.351
17 -	1:23.933	0.896	101.05	16:01:41.284
18 -	1:23.852	0.815	101.14	16:03:05.136
19 -	1:24.275	1.238	100.64	16:04:29.411
20 -	1:24.136	1.099	100.80	16:05:53.547
21 -	1:23.923	0.886	101.06	16:07:17.470
22 -	1:23.539	0.502	101.52	16:08:41.009

P4 56 Andres SINCLAIR				
LAP	LAP TIME	DIFF	MPH	TIME OF DAY
1 -	1:28.994	5.987	95.30	15:39:21.812
2 -	1:23.028 (2)	0.021	102.15	15:40:44.840
3 -	1:23.413	0.406	101.68	15:42:08.253
4 -	1:23.731	0.724	101.29	15:43:31.984
5 -	1:24.098	1.091	100.85	15:44:56.082
6 -	1:24.559	1.552	100.30	15:46:20.641
7 -	1:23.007 (1)		102.17	15:47:43.648
8 -	1:23.354 (3)	0.347	101.75	15:49:07.002
9 -	1:23.972	0.965	101.00	15:50:30.974
10 -	1:23.554	0.547	101.51	15:51:54.528
11 -	1:23.791	0.784	101.22	15:53:18.319
12 -	1:23.755	0.748	101.26	15:54:42.074
13 -	1:23.699	0.692	101.33	15:56:05.773
14 -	1:23.604	0.597	101.44	15:57:29.377
15 -	1:23.601	0.594	101.45	15:58:52.978
16 -	1:24.938	1.931	99.85	16:00:17.916
17 -	1:23.919	0.912	101.06	16:01:41.835
18 -	1:24.561	1.554	100.30	16:03:06.396
19 -	1:24.686	1.679	100.15	16:04:31.082
20 -	1:24.758	1.751	100.06	16:05:55.840
21 -	1:25.169	2.162	99.58	16:07:21.009
22 -	1:24.956	1.949	99.83	16:08:45.965

P5 18 Sean BYRNE				
LAP	LAP TIME	DIFF	MPH	TIME OF DAY
1 -	1:29.516	6.820	94.74	15:39:22.334
2 -	1:22.696 (1)		102.56	15:40:45.030
3 -	1:23.511	0.815	101.56	15:42:08.541
4 -	1:23.145 (2)	0.449	102.00	15:43:31.686
5 -	1:24.769	2.073	100.05	15:44:56.455
6 -	1:24.837	2.141	99.97	15:46:21.292
7 -	1:23.669	0.973	101.37	15:47:44.961
8 -	1:23.620	0.924	101.43	15:49:08.581
9 -	1:24.072	1.376	100.88	15:50:32.653
10 -	1:23.314 (3)	0.618	101.80	15:51:55.967
11 -	1:23.364	0.668	101.74	15:53:19.331
12 -	1:23.829	1.133	101.17	15:54:43.160
13 -	1:23.756	1.060	101.26	15:56:06.916
14 -	1:23.664	0.968	101.37	15:57:30.580
15 -	1:24.132	1.436	100.81	15:58:54.712
16 -	1:24.780	2.084	100.04	16:00:19.492
17 -	1:24.514	1.818	100.35	16:01:44.006
18 -	1:24.848	2.152	99.96	16:03:08.854
19 -	1:24.485	1.789	100.39	16:04:33.339
20 -	1:25.162	2.466	99.59	16:05:58.501
21 -	1:24.396	1.700	100.49	16:07:22.897
22 -	1:25.479	2.783	99.22	16:08:48.376

Weather / Track : Bright / Dry

Thruxton

Circuit Length = 2.3560 miles

Start: 15:37 Flag 16:08 End: 16:09

Avon Tyres Caterham Seven 420R Championship

RACE 4 - LAP ANALYSIS

DIFF = Difference To Personal Best Lap

P6 4 Anthony BARNES				
LAP	LAP TIME	DIFF	MPH	TIME OF DAY
1 -	1:29.724	6.791	94.52	15:39:22.542
2 -	1:22.965 (2)	0.032	102.23	15:40:45.507
3 -	1:23.336	0.403	101.77	15:42:08.843
4 -	1:23.406	0.473	101.69	15:43:32.249
5 -	1:24.514	1.581	100.35	15:44:56.763
6 -	1:24.856	1.923	99.95	15:46:21.619
7 -	1:22.933 (1)		102.27	15:47:44.552
8 -	1:24.151	1.218	100.79	15:49:08.703
9 -	1:24.533	1.600	100.33	15:50:33.236
10 -	1:23.411	0.478	101.68	15:51:56.647
11 -	1:23.318 (3)	0.385	101.79	15:53:19.965
12 -	1:23.565	0.632	101.49	15:54:43.530
13 -	1:24.102	1.169	100.84	15:56:07.632
14 -	1:23.531	0.598	101.53	15:57:31.163
15 -	1:23.696	0.763	101.33	15:58:54.859
16 -	1:24.337	1.404	100.56	16:00:19.196
17 -	1:25.009	2.076	99.77	16:01:44.205
18 -	1:24.397	1.464	100.49	16:03:08.602
19 -	1:25.272	2.339	99.46	16:04:33.874
20 -	1:24.209	1.276	100.72	16:05:58.083
21 -	1:25.049	2.116	99.72	16:07:23.132
22 -	1:25.642	2.709	99.03	16:08:48.774

P7 20 David HENDERSON				
LAP	LAP TIME	DIFF	MPH	TIME OF DAY
1 -	1:31.301	7.688	92.89	15:39:24.119
2 -	1:24.697	1.084	100.14	15:40:48.816
3 -	1:24.621	1.008	100.23	15:42:13.437
4 -	1:24.780	1.167	100.04	15:43:38.217
5 -	1:24.444	0.831	100.44	15:45:02.661
6 -	1:24.083	0.470	100.87	15:46:26.744
7 -	1:24.304	0.691	100.60	15:47:51.048
8 -	1:25.267	1.654	99.47	15:49:16.315
9 -	1:24.172	0.559	100.76	15:50:40.487
10 -	1:23.613 (1)		101.43	15:52:04.100
11 -	1:23.683 (2)	0.070	101.35	15:53:27.783
12 -	1:23.989 (3)	0.376	100.98	15:54:51.772
13 -	1:25.083	1.470	99.68	15:56:16.855
14 -	1:25.734	2.121	98.92	15:57:42.589
15 -	1:24.242	0.629	100.68	15:59:06.831
16 -	1:25.074	1.461	99.69	16:00:31.905
17 -	1:24.502	0.889	100.37	16:01:56.407
18 -	1:25.064	1.451	99.70	16:03:21.471
19 -	1:24.989	1.376	99.79	16:04:46.460
20 -	1:24.410	0.797	100.48	16:06:10.870
21 -	1:25.498	1.885	99.20	16:07:36.368
22 -	1:26.709	3.096	97.81	16:09:03.077

P8 15 Luke STEVENS				
LAP	LAP TIME	DIFF	MPH	TIME OF DAY
1 -	1:30.871	6.939	93.33	15:39:23.689
2 -	1:24.272	0.340	100.64	15:40:47.961
3 -	1:24.984	1.052	99.80	15:42:12.945
4 -	1:24.209	0.277	100.72	15:43:37.154
5 -	1:24.295	0.363	100.61	15:45:01.449
6 -	1:24.509	0.577	100.36	15:46:25.958
7 -	1:24.337	0.405	100.56	15:47:50.295
8 -	1:24.398	0.466	100.49	15:49:14.693
9 -	1:23.953 (2)	0.021	101.02	15:50:38.646
10 -	1:23.932 (1)		101.05	15:52:02.578

DIFF = Difference To Personal Best Lap

11 -	1:24.082 (3)	0.150	100.87	15:53:26.660
12 -	1:24.807	0.875	100.01	15:54:51.467
13 -	1:25.584	1.652	99.10	15:56:17.051
14 -	1:24.603	0.671	100.25	15:57:41.654
15 -	1:25.302	1.370	99.43	15:59:06.956
16 -	1:24.326	0.394	100.58	16:00:31.282
17 -	1:24.887	0.955	99.91	16:01:56.169
18 -	1:24.645	0.713	100.20	16:03:20.814
19 -	1:24.889	0.957	99.91	16:04:45.703
20 -	1:25.221	1.289	99.52	16:06:10.924
21 -	1:25.692	1.760	98.97	16:07:36.616
22 -	1:26.579	2.647	97.96	16:09:03.195

P9 58 Richard AINSCOUGH				
LAP	LAP TIME	DIFF	MPH	TIME OF DAY
1 -	1:30.439	6.407	93.78	15:39:23.257
2 -	1:25.137	1.105	99.62	15:40:48.394
3 -	1:24.546	0.514	100.31	15:42:12.940
4 -	1:24.829	0.797	99.98	15:43:37.769
5 -	1:24.036 (2)	0.004	100.92	15:45:01.805
6 -	1:24.348	0.316	100.55	15:46:26.153
7 -	1:24.116	0.084	100.83	15:47:50.269
8 -	1:24.770	0.738	100.05	15:49:15.039
9 -	1:24.032 (1)		100.93	15:50:39.071
10 -	1:24.235	0.203	100.68	15:52:03.306
11 -	1:24.247	0.215	100.67	15:53:27.553
12 -	1:25.041	1.009	99.73	15:54:52.594
13 -	1:24.044 (3)	0.012	100.91	15:56:16.638
14 -	1:25.283	1.251	99.45	15:57:41.921
15 -	1:25.297	1.265	99.43	15:59:07.218
16 -	1:25.017	0.985	99.76	16:00:32.235
17 -	1:24.842	0.810	99.96	16:01:57.077
18 -	1:25.041	1.009	99.73	16:03:22.118
19 -	1:25.391	1.359	99.32	16:04:47.509
20 -	1:24.575	0.543	100.28	16:06:12.084
21 -	1:25.306	1.274	99.42	16:07:37.390
22 -	1:26.332	2.300	98.24	16:09:03.722

P10 64 Tom EDEN				
LAP	LAP TIME	DIFF	MPH	TIME OF DAY
1 -	1:30.281	6.581	93.94	15:39:23.099
2 -	1:25.520	1.820	99.17	15:40:48.619
3 -	1:25.507	1.807	99.19	15:42:14.126
4 -	1:24.433	0.733	100.45	15:43:38.559
5 -	1:23.922 (2)	0.222	101.06	15:45:02.481
6 -	1:24.040 (3)	0.340	100.92	15:46:26.521
7 -	1:24.343	0.643	100.56	15:47:50.864
8 -	1:24.690	0.990	100.14	15:49:15.554
9 -	1:24.768	1.068	100.05	15:50:40.322
10 -	1:24.201	0.501	100.73	15:52:04.523
11 -	1:23.700 (1)		101.33	15:53:28.223
12 -	1:24.578	0.878	100.28	15:54:52.801
13 -	1:24.271	0.571	100.64	15:56:17.072
14 -	1:25.823	2.123	98.82	15:57:42.895
15 -	1:24.746	1.046	100.08	15:59:07.641
16 -	1:24.865	1.165	99.94	16:00:32.506
17 -	1:24.981	1.281	99.80	16:01:57.487
18 -	1:24.816	1.116	100.00	16:03:22.303
19 -	1:24.729	1.029	100.10	16:04:47.032
20 -	1:24.601	0.901	100.25	16:06:11.633
21 -	1:25.279	1.579	99.45	16:07:36.912
22 -	1:27.130	3.430	97.34	16:09:04.042

Weather / Track : Bright / Dry

Thruxton

Circuit Length = 2.3560 miles

Start: 15:37 Flag 16:08 End: 16:09

Avon Tyres Caterham Seven 420R Championship

RACE 4 - LAP ANALYSIS

DIFF = Difference To Personal Best Lap

P11 90 Jack BROWN				
LAP	LAP TIME	DIFF	MPH	TIME OF DAY
1 -	1:30.685	7.346	93.52	15:39:23.503
2 -	1:24.339	1.000	100.56	15:40:47.842
3 -	1:25.288	1.949	99.44	15:42:13.130
4 -	1:24.376	1.037	100.52	15:43:37.506
5 -	1:24.587	1.248	100.27	15:45:02.093
6 -	1:23.629 (3)	0.290	101.41	15:46:25.722
7 -	1:24.510	1.171	100.36	15:47:50.232
8 -	1:25.883	2.544	98.75	15:49:16.115
9 -	1:23.551 (2)	0.212	101.51	15:50:39.666
10 -	1:23.339 (1)		101.77	15:52:03.005
11 -	1:24.136	0.797	100.80	15:53:27.141
12 -	1:24.991	1.652	99.79	15:54:52.132
13 -	1:24.029	0.690	100.93	15:56:16.161
14 -	1:26.089	2.750	98.52	15:57:42.250
15 -	1:24.136	0.797	100.80	15:59:06.386
16 -	1:25.660	2.321	99.01	16:00:32.046
17 -	1:24.744	1.405	100.08	16:01:56.790
18 -	1:24.802	1.463	100.01	16:03:21.592
19 -	1:24.655	1.316	100.19	16:04:46.247
20 -	1:25.592	2.253	99.09	16:06:11.839
21 -	1:25.232	1.893	99.51	16:07:37.071
22 -	1:27.074	3.735	97.40	16:09:04.145

P12 55 Chris AUBREY				
LAP	LAP TIME	DIFF	MPH	TIME OF DAY
1 -	1:32.276	7.547	91.91	15:39:25.094
2 -	1:25.880	1.151	98.76	15:40:50.974
3 -	1:24.989	0.260	99.79	15:42:15.963
4 -	1:25.428	0.699	99.28	15:43:41.391
5 -	1:24.729 (1)		100.10	15:45:06.120
6 -	1:25.975	1.246	98.65	15:46:32.095
7 -	1:26.943	2.214	97.55	15:47:59.038
8 -	1:25.487	0.758	99.21	15:49:24.525
9 -	1:26.306	1.577	98.27	15:50:50.831
10 -	1:25.185	0.456	99.56	15:52:16.016
11 -	1:24.809 (2)	0.080	100.00	15:53:40.825
12 -	1:25.486	0.757	99.21	15:55:06.311
13 -	1:25.869	1.140	98.77	15:56:32.180
14 -	1:24.840 (3)	0.111	99.97	15:57:57.020
15 -	1:25.932	1.203	98.70	15:59:22.952
16 -	1:27.101	2.372	97.37	16:00:50.053
17 -	1:26.999	2.270	97.49	16:02:17.052
18 -	1:25.927	1.198	98.70	16:03:42.979
19 -	1:25.187	0.458	99.56	16:05:08.166
20 -	1:26.283	1.554	98.29	16:06:34.449
21 -	1:26.303	1.574	98.27	16:08:00.752
22 -	1:25.324	0.595	99.40	16:09:26.076

P13 10 Henry HEATON				
LAP	LAP TIME	DIFF	MPH	TIME OF DAY
1 -	1:32.538	8.491	91.65	15:39:25.356
2 -	1:25.331	1.284	99.39	15:40:50.687
3 -	1:24.281 (2)	0.234	100.63	15:42:14.968
4 -	1:24.047 (1)		100.91	15:43:39.015
5 -	1:25.638	1.591	99.04	15:45:04.653
6 -	1:26.961	2.914	97.53	15:46:31.614
7 -	1:25.871	1.824	98.77	15:47:57.485
8 -	1:26.716	2.669	97.80	15:49:24.201
9 -	1:26.114	2.067	98.49	15:50:50.315
10 -	1:24.962 (3)	0.915	99.82	15:52:15.277

DIFF = Difference To Personal Best Lap

11 -	1:25.697	1.650	98.97	15:53:40.974
12 -	1:25.562	1.515	99.12	15:55:06.536
13 -	1:25.107	1.060	99.65	15:56:31.643
14 -	1:25.521	1.474	99.17	15:57:57.164
15 -	1:26.009	1.962	98.61	15:59:23.173
16 -	1:27.050	3.003	97.43	16:00:50.223
17 -	1:26.202	2.155	98.39	16:02:16.425
18 -	1:25.584	1.537	99.10	16:03:42.009
19 -	1:26.235	2.188	98.35	16:05:08.244
20 -	1:26.207	2.160	98.38	16:06:34.451
21 -	1:25.724	1.677	98.94	16:08:00.175
22 -	1:26.021	1.974	98.59	16:09:26.196

P14 93 Mike EVANS				
LAP	LAP TIME	DIFF	MPH	TIME OF DAY
1 -	1:31.868	7.455	92.32	15:39:24.686
2 -	1:24.413 (1)		100.47	15:40:49.099
3 -	1:25.198	0.785	99.55	15:42:14.297
4 -	1:24.962 (3)	0.549	99.82	15:43:39.259
5 -	1:25.118	0.705	99.64	15:45:04.377
6 -	1:27.132	2.719	97.34	15:46:31.509
7 -	1:26.806	2.393	97.70	15:47:58.315
8 -	1:25.651	1.238	99.02	15:49:23.966
9 -	1:27.021	2.608	97.46	15:50:50.987
10 -	1:25.952	1.539	98.67	15:52:16.939
11 -	1:24.535 (2)	0.122	100.33	15:53:41.474
12 -	1:25.352	0.939	99.37	15:55:06.826
13 -	1:25.071	0.658	99.70	15:56:31.897
14 -	1:25.479	1.066	99.22	15:57:57.376
15 -	1:25.246	0.833	99.49	15:59:22.622
16 -	1:26.913	2.500	97.58	16:00:49.535
17 -	1:27.204	2.791	97.26	16:02:16.739
18 -	1:25.941	1.528	98.69	16:03:42.680
19 -	1:25.147	0.734	99.61	16:05:07.827
20 -	1:26.807	2.394	97.70	16:06:34.634
21 -	1:26.863	2.450	97.64	16:08:01.497
22 -	1:26.453	2.040	98.10	16:09:27.950

P15 69 Stephen COLLINS				
LAP	LAP TIME	DIFF	MPH	TIME OF DAY
1 -	1:32.836	7.967	91.36	15:39:25.654
2 -	1:25.126	0.257	99.63	15:40:50.780
3 -	1:24.869 (1)		99.93	15:42:15.649
4 -	1:25.181	0.312	99.57	15:43:40.830
5 -	1:25.161	0.292	99.59	15:45:05.991
6 -	1:25.969	1.100	98.65	15:46:31.960
7 -	1:25.981	1.112	98.64	15:47:57.941
8 -	1:25.916	1.047	98.71	15:49:23.857
9 -	1:26.840	1.971	97.66	15:50:50.697
10 -	1:26.427	1.558	98.13	15:52:17.124
11 -	1:24.964 (2)	0.095	99.82	15:53:42.088
12 -	1:25.394	0.525	99.32	15:55:07.482
13 -	1:25.022 (3)	0.153	99.75	15:56:32.504
14 -	1:25.276	0.407	99.46	15:57:57.780
15 -	1:25.874	1.005	98.76	15:59:23.654
16 -	1:26.197	1.328	98.39	16:00:49.851
17 -	1:27.491	2.622	96.94	16:02:17.342
18 -	1:25.908	1.039	98.72	16:03:43.250
19 -	1:25.408	0.539	99.30	16:05:08.658
20 -	1:26.261	1.392	98.32	16:06:34.919
21 -	1:26.397	1.528	98.17	16:08:01.316
22 -	1:26.818	1.949	97.69	16:09:28.134

Weather / Track : Bright / Dry

Thruxton

Circuit Length = 2.3560 miles

Start: 15:37 Flag 16:08 End: 16:09

Avon Tyres Caterham Seven 420R Championship

RACE 4 - LAP ANALYSIS

DIFF = Difference To Personal Best Lap

P16 14 Luke BROWES				
LAP	LAP TIME	DIFF	MPH	TIME OF DAY
1 -	1:34.454	8.916	89.79	15:39:27.272
2 -	1:26.019	0.481	98.60	15:40:53.291
3 -	1:27.312	1.774	97.14	15:42:20.603
4 -	1:26.732	1.194	97.79	15:43:47.335
5 -	1:26.226	0.688	98.36	15:45:13.561
6 -	1:26.817	1.279	97.69	15:46:40.378
7 -	1:25.934	0.396	98.69	15:48:06.312
8 -	1:25.538 (1)		99.15	15:49:31.850
9 -	1:26.083	0.545	98.52	15:50:57.933
10 -	1:26.285	0.747	98.29	15:52:24.218
11 -	1:25.986	0.448	98.63	15:53:50.204
12 -	1:25.949	0.411	98.68	15:55:16.153
13 -	1:25.701	0.163	98.96	15:56:41.854
14 -	1:25.593 (2)	0.055	99.09	15:58:07.447
15 -	1:25.681 (3)	0.143	98.99	15:59:33.128
16 -	1:25.956	0.418	98.67	16:00:59.084
17 -	1:25.737	0.199	98.92	16:02:24.821
18 -	1:26.117	0.579	98.48	16:03:50.938
19 -	1:26.439	0.901	98.12	16:05:17.377
20 -	1:26.062	0.524	98.55	16:06:43.439
21 -	1:26.124	0.586	98.48	16:08:09.563
22 -	1:25.991	0.453	98.63	16:09:35.554

P17 22 Paul BROWES				
LAP	LAP TIME	DIFF	MPH	TIME OF DAY
1 -	1:34.328	8.807	89.91	15:39:27.146
2 -	1:25.807 (2)	0.286	98.84	15:40:52.953
3 -	1:27.845	2.324	96.55	15:42:20.798
4 -	1:26.772	1.251	97.74	15:43:47.570
5 -	1:26.651	1.130	97.88	15:45:14.221
6 -	1:26.341	0.820	98.23	15:46:40.562
7 -	1:26.010	0.489	98.61	15:48:06.572
8 -	1:26.195	0.674	98.40	15:49:32.767
9 -	1:25.521 (1)		99.17	15:50:58.288
10 -	1:26.246	0.725	98.34	15:52:24.534
11 -	1:25.943	0.422	98.68	15:53:50.477
12 -	1:26.131	0.610	98.47	15:55:16.608
13 -	1:26.250	0.729	98.33	15:56:42.858
14 -	1:26.270	0.749	98.31	15:58:09.128
15 -	1:26.262	0.741	98.32	15:59:35.390
16 -	1:26.116	0.595	98.49	16:01:01.506
17 -	1:25.882 (3)	0.361	98.75	16:02:27.388
18 -	1:26.417	0.896	98.14	16:03:53.805
19 -	1:26.807	1.286	97.70	16:05:20.612
20 -	1:27.892	2.371	96.50	16:06:48.504
21 -	1:27.051	1.530	97.43	16:08:15.555
22 -	1:27.450	1.929	96.98	16:09:43.005

P18 6 Ian SPARSHOTT				
LAP	LAP TIME	DIFF	MPH	TIME OF DAY
1 -	1:35.909	9.695	88.43	15:39:28.727
2 -	1:26.306 (2)	0.092	98.27	15:40:55.033
3 -	1:26.214 (1)		98.37	15:42:21.247
4 -	1:26.622 (3)	0.408	97.91	15:43:47.869
5 -	1:27.148	0.934	97.32	15:45:15.017
6 -	1:26.739	0.525	97.78	15:46:41.756
7 -	1:26.697	0.483	97.83	15:48:08.453
8 -	1:27.003	0.789	97.48	15:49:35.456
9 -	1:27.787	1.573	96.61	15:51:03.243
10 -	1:28.056	1.842	96.32	15:52:31.299

DIFF = Difference To Personal Best Lap

11 -	1:28.080	1.866	96.29	15:53:59.379
12 -	1:28.922	2.708	95.38	15:55:28.301
13 -	1:28.833	2.619	95.47	15:56:57.134
14 -	1:28.671	2.457	95.65	15:58:25.805
15 -	1:29.194	2.980	95.09	15:59:54.999
16 -	1:28.964	2.750	95.33	16:01:23.963
17 -	1:29.645	3.431	94.61	16:02:53.608
18 -	1:28.846	2.632	95.46	16:04:22.454
19 -	1:36.161	9.947	88.20	16:05:58.615
20 -	1:29.553	3.339	94.71	16:07:28.168
21 -	1:28.799	2.585	95.51	16:08:56.967

Weather / Track : Bright / Dry

Thruxton

Circuit Length = 2.3560 miles

Start: 15:37 Flag 16:08 End: 16:09

Avon Tyres Caterham Seven 420R Championship

RACE 4 - POSITION CHART

No	Name	Lap																						
		Pos	1	2	3	4	5	6	7	8	9	10	11	12	13	14	15	16	17	18	19	20	21	22
78	WINSTANLEY	1	78	27	78	46	46	78	78	27	78	78	27	78	27	78	78	27	78	78	27	78	78	27
27	SMITH	2	27	78	46	78	78	27	27	78	27	27	78	27	78	27	27	78	27	27	27	27	27	27
18	BYRNE	3	46	46	27	27	27	56	56	56	56	56	56	56	56	56	56	46	46	46	46	46	46	
46	NUTTALL	4	56	56	56	18	56	18	4	18	18	18	18	18	46	46	46	56	56	56	56	56	56	
4	BARNES	5	18	18	18	56	18	46	46	4	46	46	46	46	18	18	18	4	18	4	18	4	18	
56	SINCLAIR	6	4	4	4	4	4	4	18	46	4	4	4	4	4	4	4	18	4	18	4	18	4	
20	HENDERSON	7	64	90	58	15	15	90	90	15	15	15	15	15	90	15	90	15	15	15	15	20	20	
90	BROWN	8	58	15	15	90	58	15	58	58	58	90	90	20	58	58	20	20	20	20	90	15	15	
58	AINSCOUGH	9	90	58	90	58	90	58	15	64	90	58	58	90	20	90	15	90	90	90	20	64	64	
64	EDEN	10	15	64	20	20	64	64	64	90	64	20	20	58	15	20	58	58	58	58	64	90	90	
15	STEVENS	11	20	20	64	64	20	20	20	20	20	64	64	64	64	64	64	64	64	58	58	58	90	
93	EVANS	12	93	93	93	10	93	93	10	69	10	10	55	55	10	55	93	93	10	10	93	55	10	
10	HEATON	13	55	10	10	93	10	10	69	93	69	55	10	10	93	10	55	69	93	93	55	10	55	
55	AUBREY	14	10	69	69	69	69	69	93	10	55	93	93	93	55	93	10	55	55	55	10	93	69	
69	COLLINS	15	69	55	55	55	55	55	55	55	93	69	69	69	69	69	69	10	69	69	69	69	93	
14	BROWES	16	22	22	14	14	14	14	14	14	14	14	14	14	14	14	14	14	14	14	14	14	14	
6	SPARSHOTT	17	14	14	22	22	22	22	22	22	22	22	22	22	22	22	22	22	22	22	22	22	22	
22	BROWES	18	6	6	6	6	6	6	6	6	6	6	6	6	6	6	6	6	6	6	6	6	6	

Weather / Track : Bright / Dry

Thrupton
 Circuit Length = 2.3560 miles
 Start: 15:37 Flag 16:08 End: 16:09


Results can be found at www.tsl-timing.com

Printed - 16:13 Saturday, 01 September 2018

Avon Tyres Caterham Seven 420R Championship
RACE 10 - GRID (30 minutes)

ROW 9	17	22 Paul BROWES	18	6 Ian SPARSHOTT	
ROW 8		15	69 Stephen COLLINS	16	14 Luke BROWES
ROW 7	13	10 Henry HEATON	14	93 Mike EVANS	
ROW 6		11	90 Jack BROWN	12	55 Chris AUBREY
ROW 5	9	58 Richard AINSCOUGH	10	64 Tom EDEN	
ROW 4		7	20 David HENDERSON	8	15 Luke STEVENS
ROW 3	5	18 Sean BYRNE	6	4 Anthony BARNES	
ROW 2		3	46 Stephen NUTTALL	4	56 Andres SINCLAIR
ROW 1	1	78 Danny WINSTANLEY	2	27 William SMITH	

Pole



Thrupton
 Circuit Length = 2.3560 miles

These results are provisional until the conclusion of any judicial and technical matters.

Clerk Of Course :	Timekeeper :
-------------------	--------------

Results can be found at www.tsl-timing.com

Printed - 16:13 Saturday, 01 September 2018



Avon Tyres Caterham Seven 420R Championship
RACE 10 - CLASSIFICATION - AMENDED

POS	NO	NAME	ENTRY	LAPS	TIME	GAP	DIFF	MPH	BEST	ON
1	78	Danny WINSTANLEY	Caterham 420R	22	30:54.912			100.59	1:23.510	3
2	18	Sean BYRNE	Caterham 420R	22	31:10.049	15.137	15.137	99.78	1:23.716	2
3	27*	William SMITH	Caterham 420R	22	31:10.067	15.155	0.018	99.78	1:23.553	3
4	4	Anthony BARNES	Caterham 420R	22	31:10.334	15.422	0.267	99.76	1:23.783	17
5	56	Andres SINCLAIR	Caterham 420R	22	31:10.502	15.590	0.168	99.75	1:23.472	2
6	58	Richard AINSCOUGH	Caterham 420R	22	31:10.862	15.950	0.360	99.73	1:23.686	17
7	20	David HENDERSON	Caterham 420R	22	31:11.346	16.434	0.484	99.71	1:24.254	4
8	10	Henry HEATON	Caterham 420R	22	31:11.719	16.807	0.373	99.69	1:24.080	9
9	64	Tom EDEN	Caterham 420R	22	31:11.971	17.059	0.252	99.67	1:24.003	17
10	15	Luke STEVENS	Caterham 420R	22	31:23.848	28.936	11.877	99.05	1:23.884	3
11	93	Mike EVANS	Caterham 420R	22	31:25.931	31.019	2.083	98.94	1:23.485	4
12	55	Chris AUBREY	Caterham 420R	22	31:26.772	31.860	0.841	98.89	1:24.184	9
13	90	Jack BROWN	Caterham 420R	22	31:27.505	32.593	0.733	98.85	1:24.297	3
14	69	Stephen COLLINS	Caterham 420R	22	31:54.744	59.832	27.239	97.45	1:24.012	9
15	22	Paul BROWES	Caterham 420R	22	31:54.932	1:00.020	0.188	97.44	1:24.220	3
16	6	Ian SPARSHOTT	Caterham 420R	22	31:55.937	1:01.025	1.005	97.39	1:25.354	2

NOT CLASSIFIED

DNF	46	Stephen NUTTALL	Caterham 420R	21	29:44.150	1 Lap	1 Lap	99.83	1:23.558	2
DNF	14	Luke BROWES	Caterham 420R	6	8:46.837	16 Laps	15 Laps	96.59	1:24.860	4

FASTEST LAP

	56	Andres SINCLAIR	Caterham 420R	2	1:23.472			101.61 mph	163.52 kph	
--	----	-----------------	---------------	---	----------	--	--	------------	------------	--

Car 27 – 0.3 Second penalty MSA C2.3 Gaining an unfair advantage (whether inadvertently or not)

Thruxton
 Circuit Length = 2.3560 miles
 Start: 13:37 Flag 14:08 End: 14:10

Weather / Track : Bright / Dry
 These results are provisional until the conclusion of any judicial and technical matters.

Clerk Of Course :	Timekeeper :
-------------------	--------------

Results can be found at www.tsl-timing.com

Printed - 16:28 Sunday, 02 September 2018



Avon Tyres Caterham Seven 420R Championship

RACE 10 - LAP CHART

LAP 1 @ 13:38:49.208			LAP 2 @ 13:40:12.830			LAP 3 @ 13:41:36.340			LAP 4 @ 13:43:00.040			LAP 5 @ 13:44:23.837		
NO	BEHIND	LAP TIME	NO	BEHIND	LAP TIME	NO	BEHIND	LAP TIME	NO	BEHIND	LAP TIME	NO	BEHIND	LAP TIME
78		1:29.327	78		1:23.622	78		1:23.510	78		1:23.700	78		1:23.797
4	0.407	1:29.734	56	0.838	1:23.472	56	1.092	1:23.764	56	1.761	1:24.369	27	2.327	1:23.706
27	0.794	1:30.121	46	1.178	1:23.558	27	1.468	1:23.553	18	2.173	1:23.913	18	2.520	1:24.144
56	0.988	1:30.315	27	1.425	1:24.253	46	1.708	1:24.040	46	2.270	1:24.262	56	2.637	1:24.673
46	1.242	1:30.569	18	1.629	1:23.716	18	1.960	1:23.841	27	2.418	1:24.650	46	3.100	1:24.627
18	1.535	1:30.862	4	1.833	1:25.048	4	2.248	1:23.925	4	2.719	1:24.171	15	3.244	1:24.075
15	1.744	1:31.071	15	2.030	1:23.908	15	2.404	1:23.884	15	2.966	1:24.262	4	3.466	1:24.544
20	2.230	1:31.557	93	3.126	1:23.763	93	3.941	1:24.325	93	3.726	1:23.485	93	3.821	1:23.892
10	2.565	1:31.892	10	3.283	1:24.340	64	4.566	1:24.512	64	5.499	1:24.633	20	6.143	1:24.309
64	2.858	1:32.185	64	3.564	1:24.328	10	4.787	1:25.014	20	5.631	1:24.254	64	6.651	1:24.949
93	2.985	1:32.312	20	3.668	1:25.060	20	5.077	1:24.919	10	5.813	1:24.726	90	6.772	1:24.458
55	3.287	1:32.614	55	4.315	1:24.650	55	5.273	1:24.468	90	6.111	1:24.349	10	6.874	1:24.858
69	3.461	1:32.788	90	4.675	1:24.742	90	5.462	1:24.297	55	6.819	1:25.246	58	7.113	1:23.957
90	3.555	1:32.882	69	4.997	1:25.158	69	6.142	1:24.655	58	6.953	1:24.325	55	7.696	1:24.674
58	4.046	1:33.373	58	5.180	1:24.756	58	6.328	1:24.658	69	7.068	1:24.626	69	7.850	1:24.579
22	5.852	1:35.179	22	7.044	1:24.814	22	7.754	1:24.220	22	8.339	1:24.285	22	8.808	1:24.266
6	6.591	1:35.918	6	8.323	1:25.354	6	10.883	1:26.070	6	13.154	1:25.971	14	15.888	1:26.238
14	7.958	1:37.285	14	10.141	1:25.805	14	12.287	1:25.656	14	13.447	1:24.860	6	16.111	1:26.754

Weather / Track : Bright / Dry

Results can be found at www.tsl-timing.com

Page 1 of 5

Thruxton
Circuit Length = 2.3560 miles
Start: 13:37 Flag 14:08 End: 14:10

Printed - 14:16 Sunday, 02 September 2018

Avon Tyres Caterham Seven 420R Championship

RACE 10 - LAP CHART

LAP 6 @ 13:45:47.419			LAP 7 @ 13:47:11.263			LAP 8 @ 13:48:35.467			LAP 9 @ 13:49:59.483			LAP 10 @ 13:51:23.422		
NO	BEHIND	LAP TIME	NO	BEHIND	LAP TIME	NO	BEHIND	LAP TIME	NO	BEHIND	LAP TIME	NO	BEHIND	LAP TIME
78		1:23.582	78		1:23.844	78		1:24.204	78		1:24.016	78		1:23.939
27	3.223	1:24.478	15	4.201	1:24.424	18	4.484	1:24.206	18	5.242	1:24.774	18	5.596	1:24.293
18	3.422	1:24.484	18	4.482	1:24.904	15	4.572	1:24.575	15	5.300	1:24.744	15	5.748	1:24.387
15	3.621	1:23.959	46	4.925	1:24.877	46	4.827	1:24.106	27	6.097	1:24.615	27	5.966	1:23.808
46	3.892	1:24.374	93	5.268	1:24.966	93	5.007	1:23.943	46	6.604	1:25.793	46	6.453	1:23.788
93	4.146	1:23.907	27	5.415	1:26.036	27	5.498	1:24.287	93	6.719	1:25.728	93	6.712	1:23.932
56	4.520	1:25.465	56	5.899	1:25.223	56	5.641	1:23.946	4	7.238	1:25.318	56	7.106	1:23.761
4	4.758	1:24.874	4	6.187	1:25.273	4	5.936	1:23.953	56	7.284	1:25.659	4	7.768	1:24.469
20	6.900	1:24.339	90	8.407	1:24.441	90	8.955	1:24.752	20	9.933	1:24.351	20	11.180	1:25.186
64	7.556	1:24.487	64	8.785	1:25.073	64	9.449	1:24.868	90	10.080	1:25.141	64	11.368	1:25.019
90	7.810	1:24.620	20	9.086	1:26.030	20	9.598	1:24.716	58	10.095	1:23.969	58	11.625	1:25.469
10	7.920	1:24.628	10	9.312	1:25.236	58	10.142	1:24.921	64	10.288	1:24.855	10	11.828	1:25.368
58	8.100	1:24.569	58	9.425	1:25.169	10	10.335	1:25.227	10	10.399	1:24.080	69	12.143	1:25.465
69	8.840	1:24.572	69	9.728	1:24.732	69	10.621	1:25.097	69	10.617	1:24.012	90	12.395	1:26.254
55	9.222	1:25.108	55	10.280	1:24.902	55	10.812	1:24.736	55	10.980	1:24.184	55	12.888	1:25.847
22	10.020	1:24.794	22	13.070	1:26.894	22	16.880	1:28.014	22	21.145	1:28.281	22	25.286	1:28.080
14	19.299	1:26.993	6	24.312	1:28.560	6	26.557	1:26.449	6	28.784	1:26.243	6	31.247	1:26.402
6	19.596	1:27.067												

Weather / Track : Bright / Dry

Results can be found at www.tsl-timing.com

Page 2 of 5

Thruxton
Circuit Length = 2.3560 miles
Start: 13:37 Flag 14:08 End: 14:10

Printed - 14:16 Sunday, 02 September 2018

Avon Tyres Caterham Seven 420R Championship

RACE 10 - LAP CHART

LAP 11 @ 13:52:47.169			LAP 12 @ 13:54:11.294			LAP 13 @ 13:55:35.270			LAP 14 @ 13:56:59.350			LAP 15 @ 13:58:23.730		
NO	BEHIND	LAP TIME	NO	BEHIND	LAP TIME	NO	BEHIND	LAP TIME	NO	BEHIND	LAP TIME	NO	BEHIND	LAP TIME
78		1:23.747	78		1:24.125	78		1:23.976	78		1:24.080	78		1:24.380
27	6.503	1:24.284	18	6.732	1:23.749	18	7.875	1:25.119	27	8.868	1:24.895	18	9.584	1:24.672
15	6.682	1:24.681	15	6.862	1:24.305	27	8.053	1:24.917	15	8.996	1:24.269	15	9.767	1:25.151
18	7.108	1:25.259	27	7.112	1:24.734	93	8.486	1:23.832	18	9.292	1:25.497	27	10.121	1:25.633
46	8.278	1:25.572	46	8.189	1:24.036	46	8.621	1:24.408	93	10.295	1:25.889	56	10.329	1:24.409
56	8.423	1:25.064	93	8.630	1:23.845	15	8.807	1:25.921	56	10.300	1:25.421	46	10.805	1:24.797
93	8.910	1:25.945	56	8.815	1:24.517	56	8.959	1:24.120	46	10.388	1:25.847	93	10.982	1:25.067
4	9.859	1:25.838	4	10.062	1:24.328	4	9.916	1:23.830	4	10.507	1:24.671	4	11.371	1:25.244
20	12.017	1:24.584	20	12.663	1:24.771	20	13.035	1:24.348	20	13.627	1:24.672	20	13.840	1:24.593
58	12.536	1:24.658	58	12.956	1:24.545	58	13.463	1:24.483	58	13.863	1:24.480	10	14.334	1:24.641
10	12.720	1:24.639	10	13.165	1:24.570	10	13.694	1:24.505	10	14.073	1:24.459	58	14.472	1:24.989
64	13.826	1:26.205	64	14.426	1:24.725	64	14.476	1:24.026	64	14.951	1:24.555	64	14.728	1:24.157
90	15.114	1:26.466	90	15.783	1:24.794	90	17.170	1:25.363	90	18.924	1:25.834	90	20.270	1:25.726
55	15.302	1:26.161	55	16.176	1:24.999	55	17.211	1:25.011	55	19.410	1:26.279	55	21.102	1:26.072
22	29.128	1:27.589	22	31.932	1:26.929	22	34.448	1:26.492	69	37.399	1:26.422	22	40.160	1:26.634
69	30.233	1:41.837	69	33.190	1:27.082	69	35.057	1:25.843	22	37.906	1:27.538	69	40.592	1:27.573
6	33.473	1:25.973	6	35.678	1:26.330	6	38.931	1:27.229	6	41.684	1:26.833	6	43.766	1:26.462

Weather / Track : Bright / Dry

Avon Tyres Caterham Seven 420R Championship

RACE 10 - LAP CHART

LAP 16 @ 13:59:47.891			LAP 17 @ 14:01:12.018			LAP 18 @ 14:02:36.531			LAP 19 @ 14:04:00.623			LAP 20 @ 14:05:25.009		
NO	BEHIND	LAP TIME	NO	BEHIND	LAP TIME	NO	BEHIND	LAP TIME	NO	BEHIND	LAP TIME	NO	BEHIND	LAP TIME
78		1:24.161	78		1:24.127	78		1:24.513	78		1:24.092	78		1:24.386
15	10.741	1:25.135	18	11.055	1:24.175	15	11.535	1:24.663	18	12.014	1:24.316	46	13.049	1:24.298
18	11.007	1:25.584	27	11.239	1:24.090	18	11.790	1:25.248	15	12.197	1:24.754	18	13.457	1:25.829
27	11.276	1:25.316	15	11.385	1:24.771	93	12.425	1:25.300	46	13.137	1:24.546	15	13.591	1:25.780
93	11.794	1:24.973	93	11.638	1:23.971	46	12.683	1:25.303	4	13.538	1:24.480	27	13.921	1:24.627
46	12.045	1:25.401	46	11.893	1:23.975	27	12.941	1:26.215	27	13.680	1:24.831	4	14.376	1:25.224
4	12.615	1:25.405	4	12.271	1:23.783	4	13.150	1:25.392	93	14.003	1:25.670	93	14.586	1:24.969
56	12.765	1:26.597	56	12.770	1:24.132	56	13.328	1:25.071	56	14.135	1:24.899	56	14.893	1:25.144
20	14.179	1:24.500	20	14.387	1:24.335	20	14.372	1:24.498	58	14.760	1:24.236	58	15.153	1:24.779
10	14.470	1:24.297	58	14.675	1:23.686	58	14.616	1:24.454	20	14.952	1:24.672	20	15.430	1:24.864
58	15.116	1:24.805	10	14.788	1:24.445	10	14.899	1:24.624	64	15.580	1:24.224	64	15.451	1:24.257
64	15.242	1:24.675	64	15.118	1:24.003	64	15.448	1:24.843	10	15.758	1:24.951	10	16.366	1:24.994
90	21.463	1:25.354	90	23.601	1:26.265	90	25.757	1:26.669	90	27.765	1:26.100	90	29.460	1:26.081
55	21.848	1:24.907	55	23.791	1:26.070	55	25.783	1:26.505	55	28.210	1:26.519	55	29.706	1:25.882
22	43.591	1:27.592	69	46.147	1:26.305	69	49.904	1:28.270	22	51.847	1:25.836	69	54.308	1:26.603
69	43.969	1:27.538	22	46.519	1:27.055	22	50.103	1:28.097	69	52.091	1:26.279	22	54.484	1:27.023
6	46.010	1:26.405	6	48.239	1:26.356	6	50.337	1:26.611	6	52.513	1:26.268	6	54.831	1:26.704

Weather / Track : Bright / Dry

Results can be found at www.tsl-timing.com

Page 4 of 5

Thruxton

Circuit Length = 2.3560 miles

Start: 13:37 Flag 14:08 End: 14:10

Printed - 14:16 Sunday, 02 September 2018

Avon Tyres Caterham Seven 420R Championship

RACE 10 - LAP CHART

LAP 21 @ 14:06:49.566			LAP 22 @ 14:08:14.793		
NO	BEHIND	LAP TIME	NO	BEHIND	LAP TIME
78		1:24.557	78		1:25.227
15	13.742	1:24.708	27	14.855	1:26.041
27	14.041	1:24.677	18	15.137	1:26.092
18	14.272	1:25.372	4	15.422	1:25.485
46	14.465	1:25.973	56	15.590	1:25.398
93	15.029	1:25.000	58	15.950	1:25.433
4	15.164	1:25.345	20	16.434	1:25.225
56	15.419	1:25.083	10	16.807	1:25.443
58	15.744	1:25.148	64	17.059	1:26.000
64	16.286	1:25.392	15	28.936	1:40.421
20	16.436	1:25.563	93	31.019	1:41.217
10	16.591	1:24.782	55	31.860	1:25.754
90	30.784	1:25.881	90	32.593	1:27.036
55	31.333	1:26.184	69	59.832	1:28.496
69	56.563	1:26.812	22	1:00.020	1:28.240
22	57.007	1:27.080	6	1:01.025	1:28.842
6	57.410	1:27.136			

Weather / Track : Bright / Dry

Results can be found at www.tsl-timing.com

Page 5 of 5

Thruxton
 Circuit Length = 2.3560 miles
 Start: 13:37 Flag 14:08 End: 14:10

Printed - 14:16 Sunday, 02 September 2018

Avon Tyres Caterham Seven 420R Championship

RACE 10 - LAP ANALYSIS

DIFF = Difference To Personal Best Lap

P1 78 Danny WINSTANLEY				
LAP	LAP TIME	DIFF	MPH	TIME OF DAY
1 -	1:29.327	5.817	94.94	13:38:49.208
2 -	1:23.622 (3)	0.112	101.42	13:40:12.830
3 -	1:23.510 (1)		101.56	13:41:36.340
4 -	1:23.700	0.190	101.33	13:43:00.040
5 -	1:23.797	0.287	101.21	13:44:23.837
6 -	1:23.582 (2)	0.072	101.47	13:45:47.419
7 -	1:23.844	0.334	101.15	13:47:11.263
8 -	1:24.204	0.694	100.72	13:48:35.467
9 -	1:24.016	0.506	100.95	13:49:59.483
10 -	1:23.939	0.429	101.04	13:51:23.422
11 -	1:23.747	0.237	101.27	13:52:47.169
12 -	1:24.125	0.615	100.82	13:54:11.294
13 -	1:23.976	0.466	101.00	13:55:35.270
14 -	1:24.080	0.570	100.87	13:56:59.350
15 -	1:24.380	0.870	100.51	13:58:23.730
16 -	1:24.161	0.651	100.77	13:59:47.891
17 -	1:24.127	0.617	100.81	14:01:12.018
18 -	1:24.513	1.003	100.35	14:02:36.531
19 -	1:24.092	0.582	100.86	14:04:00.623
20 -	1:24.386	0.876	100.50	14:05:25.009
21 -	1:24.557	1.047	100.30	14:06:49.566
22 -	1:25.227	1.717	99.51	14:08:14.793

P2 27 William SMITH				
LAP	LAP TIME	DIFF	MPH	TIME OF DAY
1 -	1:30.121	6.568	94.11	13:38:50.002
2 -	1:24.253	0.700	100.66	13:40:14.255
3 -	1:23.553 (1)		101.51	13:41:37.808
4 -	1:24.650	1.097	100.19	13:43:02.458
5 -	1:23.706 (2)	0.153	101.32	13:44:26.164
6 -	1:24.478	0.925	100.40	13:45:50.642
7 -	1:26.036	2.483	98.58	13:47:16.678
8 -	1:24.287	0.734	100.62	13:48:40.965
9 -	1:24.615	1.062	100.23	13:50:05.580
10 -	1:23.808 (3)	0.255	101.20	13:51:29.388
11 -	1:24.284	0.731	100.63	13:52:53.672
12 -	1:24.734	1.181	100.09	13:54:18.406
13 -	1:24.917	1.364	99.88	13:55:43.323
14 -	1:24.895	1.342	99.90	13:57:08.218
15 -	1:25.633	2.080	99.04	13:58:33.851
16 -	1:25.316	1.763	99.41	13:59:59.167
17 -	1:24.090	0.537	100.86	14:01:23.257
18 -	1:26.215	2.662	98.37	14:02:49.472
19 -	1:24.831	1.278	99.98	14:04:14.303
20 -	1:24.627	1.074	100.22	14:05:38.930
21 -	1:24.677	1.124	100.16	14:07:03.607
22 -	1:26.041	2.488	98.57	14:08:29.648

P3 18 Sean BYRNE				
LAP	LAP TIME	DIFF	MPH	TIME OF DAY
1 -	1:30.862	7.146	93.34	13:38:50.743
2 -	1:23.716 (1)		101.31	13:40:14.459
3 -	1:23.841 (3)	0.125	101.16	13:41:38.300
4 -	1:23.913	0.197	101.07	13:43:02.213
5 -	1:24.144	0.428	100.79	13:44:26.357
6 -	1:24.484	0.768	100.39	13:45:50.841
7 -	1:24.904	1.188	99.89	13:47:15.745
8 -	1:24.206	0.490	100.72	13:48:39.951
9 -	1:24.774	1.058	100.04	13:50:04.725
10 -	1:24.293	0.577	100.62	13:51:29.018

DIFF = Difference To Personal Best Lap

11 -	1:25.259	1.543	99.48	13:52:54.277
12 -	1:23.749 (2)	0.033	101.27	13:54:18.026
13 -	1:25.119	1.403	99.64	13:55:43.145
14 -	1:25.497	1.781	99.20	13:57:08.642
15 -	1:24.672	0.956	100.17	13:58:33.314
16 -	1:25.584	1.868	99.10	13:59:58.898
17 -	1:24.175	0.459	100.76	14:01:23.073
18 -	1:25.248	1.532	99.49	14:02:48.321
19 -	1:24.316	0.600	100.59	14:04:12.637
20 -	1:25.829	2.113	98.81	14:05:38.466
21 -	1:25.372	1.656	99.34	14:07:03.838
22 -	1:26.092	2.376	98.51	14:08:29.930

P4 4 Anthony BARNES				
LAP	LAP TIME	DIFF	MPH	TIME OF DAY
1 -	1:29.734	5.951	94.51	13:38:49.615
2 -	1:25.048	1.265	99.72	13:40:14.663
3 -	1:23.925 (3)	0.142	101.06	13:41:38.588
4 -	1:24.171	0.388	100.76	13:43:02.759
5 -	1:24.544	0.761	100.32	13:44:27.303
6 -	1:24.874	1.091	99.93	13:45:52.177
7 -	1:25.273	1.490	99.46	13:47:17.450
8 -	1:23.953	0.170	101.02	13:48:41.403
9 -	1:25.318	1.535	99.41	13:50:06.721
10 -	1:24.469	0.686	100.41	13:51:31.190
11 -	1:25.838	2.055	98.80	13:52:57.028
12 -	1:24.328	0.545	100.57	13:54:21.356
13 -	1:23.830 (2)	0.047	101.17	13:55:45.186
14 -	1:24.671	0.888	100.17	13:57:09.857
15 -	1:25.244	1.461	99.49	13:58:35.101
16 -	1:25.405	1.622	99.31	14:00:00.506
17 -	1:23.783 (1)		101.23	14:01:24.289
18 -	1:25.392	1.609	99.32	14:02:49.681
19 -	1:24.480	0.697	100.39	14:04:14.161
20 -	1:25.224	1.441	99.52	14:05:39.385
21 -	1:25.345	1.562	99.38	14:07:04.730
22 -	1:25.485	1.702	99.21	14:08:30.215

P5 56 Andres SINCLAIR				
LAP	LAP TIME	DIFF	MPH	TIME OF DAY
1 -	1:30.315	6.843	93.91	13:38:50.196
2 -	1:23.472 (1)		101.61	13:40:13.668
3 -	1:23.764 (3)	0.292	101.25	13:41:37.432
4 -	1:24.369	0.897	100.52	13:43:01.801
5 -	1:24.673	1.201	100.16	13:44:26.474
6 -	1:25.465	1.993	99.24	13:45:51.939
7 -	1:25.223	1.751	99.52	13:47:17.162
8 -	1:23.946	0.474	101.03	13:48:41.108
9 -	1:25.659	2.187	99.01	13:50:06.767
10 -	1:23.761 (2)	0.289	101.25	13:51:30.528
11 -	1:25.064	1.592	99.70	13:52:55.592
12 -	1:24.517	1.045	100.35	13:54:20.109
13 -	1:24.120	0.648	100.82	13:55:44.229
14 -	1:25.421	1.949	99.29	13:57:09.650
15 -	1:24.409	0.937	100.48	13:58:34.059
16 -	1:26.597	3.125	97.94	14:00:00.656
17 -	1:24.132	0.660	100.81	14:01:24.788
18 -	1:25.071	1.599	99.70	14:02:49.859
19 -	1:24.899	1.427	99.90	14:04:14.758
20 -	1:25.144	1.672	99.61	14:05:39.902
21 -	1:25.083	1.611	99.68	14:07:04.985
22 -	1:25.398	1.926	99.31	14:08:30.383

Weather / Track : Bright / Dry

Thruxton

Circuit Length = 2.3560 miles

Start: 13:37 Flag 14:08 End: 14:10

Avon Tyres Caterham Seven 420R Championship

RACE 10 - LAP ANALYSIS

DIFF = Difference To Personal Best Lap

P6 58 Richard AINSCOUGH				
LAP	LAP TIME	DIFF	MPH	TIME OF DAY
1 -	1:33.373	9.687	90.83	13:38:53.254
2 -	1:24.756	1.070	100.07	13:40:18.010
3 -	1:24.658	0.972	100.18	13:41:42.668
4 -	1:24.325	0.639	100.58	13:43:06.993
5 -	1:23.957 (2)	0.271	101.02	13:44:30.950
6 -	1:24.569	0.883	100.29	13:45:55.519
7 -	1:25.169	1.483	99.58	13:47:20.688
8 -	1:24.921	1.235	99.87	13:48:45.609
9 -	1:23.969 (3)	0.283	101.00	13:50:09.578
10 -	1:25.469	1.783	99.23	13:51:35.047
11 -	1:24.658	0.972	100.18	13:52:59.705
12 -	1:24.545	0.859	100.32	13:54:24.250
13 -	1:24.483	0.797	100.39	13:55:48.733
14 -	1:24.480	0.794	100.39	13:57:13.213
15 -	1:24.989	1.303	99.79	13:58:38.202
16 -	1:24.805	1.119	100.01	14:00:03.007
17 -	1:23.686 (1)		101.35	14:01:26.693
18 -	1:24.454	0.768	100.42	14:02:51.147
19 -	1:24.236	0.550	100.68	14:04:15.383
20 -	1:24.779	1.093	100.04	14:05:40.162
21 -	1:25.148	1.462	99.61	14:07:05.310
22 -	1:25.433	1.747	99.27	14:08:30.743

P7 20 David HENDERSON				
LAP	LAP TIME	DIFF	MPH	TIME OF DAY
1 -	1:31.557	7.303	92.63	13:38:51.438
2 -	1:25.060	0.806	99.71	13:40:16.498
3 -	1:24.919	0.665	99.87	13:41:41.417
4 -	1:24.254 (1)		100.66	13:43:05.671
5 -	1:24.309 (2)	0.055	100.60	13:44:29.980
6 -	1:24.339	0.085	100.56	13:45:54.319
7 -	1:26.030	1.776	98.58	13:47:20.349
8 -	1:24.716	0.462	100.11	13:48:45.065
9 -	1:24.351	0.097	100.55	13:50:09.416
10 -	1:25.186	0.932	99.56	13:51:34.602
11 -	1:24.584	0.330	100.27	13:52:59.186
12 -	1:24.771	0.517	100.05	13:54:23.957
13 -	1:24.348	0.094	100.55	13:55:48.305
14 -	1:24.672	0.418	100.17	13:57:12.977
15 -	1:24.593	0.339	100.26	13:58:37.570
16 -	1:24.500	0.246	100.37	14:00:02.070
17 -	1:24.335 (3)	0.081	100.57	14:01:26.405
18 -	1:24.498	0.244	100.37	14:02:50.903
19 -	1:24.672	0.418	100.17	14:04:15.575
20 -	1:24.864	0.610	99.94	14:05:40.439
21 -	1:25.563	1.309	99.12	14:07:06.002
22 -	1:25.225	0.971	99.52	14:08:31.227

P8 10 Henry HEATON				
LAP	LAP TIME	DIFF	MPH	TIME OF DAY
1 -	1:31.892	7.812	92.29	13:38:51.773
2 -	1:24.340 (3)	0.260	100.56	13:40:16.113
3 -	1:25.014	0.934	99.76	13:41:41.127
4 -	1:24.726	0.646	100.10	13:43:05.853
5 -	1:24.858	0.778	99.95	13:44:30.711
6 -	1:24.628	0.548	100.22	13:45:55.339
7 -	1:25.236	1.156	99.50	13:47:20.575
8 -	1:25.227	1.147	99.51	13:48:45.802
9 -	1:24.080 (1)		100.87	13:50:09.882
10 -	1:25.368	1.288	99.35	13:51:35.250

DIFF = Difference To Personal Best Lap

11 -	1:24.639	0.559	100.20	13:52:59.889
12 -	1:24.570	0.490	100.29	13:54:24.459
13 -	1:24.505	0.425	100.36	13:55:48.964
14 -	1:24.459	0.379	100.42	13:57:13.423
15 -	1:24.641	0.561	100.20	13:58:38.064
16 -	1:24.297 (2)	0.217	100.61	14:00:02.361
17 -	1:24.445	0.365	100.43	14:01:26.806
18 -	1:24.624	0.544	100.22	14:02:51.430
19 -	1:24.951	0.871	99.84	14:04:16.381
20 -	1:24.994	0.914	99.79	14:05:41.375
21 -	1:24.782	0.702	100.04	14:07:06.157
22 -	1:25.443	1.363	99.26	14:08:31.600

P9 64 Tom EDEN				
LAP	LAP TIME	DIFF	MPH	TIME OF DAY
1 -	1:32.185	8.182	92.00	13:38:52.066
2 -	1:24.328	0.325	100.57	13:40:16.394
3 -	1:24.512	0.509	100.35	13:41:40.906
4 -	1:24.633	0.630	100.21	13:43:05.539
5 -	1:24.949	0.946	99.84	13:44:30.488
6 -	1:24.487	0.484	100.38	13:45:54.975
7 -	1:25.073	1.070	99.69	13:47:20.048
8 -	1:24.868	0.865	99.93	13:48:44.916
9 -	1:24.855	0.852	99.95	13:50:09.771
10 -	1:25.019	1.016	99.76	13:51:34.790
11 -	1:26.205	2.202	98.38	13:53:00.995
12 -	1:24.725	0.722	100.10	13:54:25.720
13 -	1:24.026 (2)	0.023	100.94	13:55:49.746
14 -	1:24.555	0.552	100.30	13:57:14.301
15 -	1:24.157 (3)	0.154	100.78	13:58:38.458
16 -	1:24.675	0.672	100.16	14:00:03.133
17 -	1:24.003 (1)		100.96	14:01:27.136
18 -	1:24.843	0.840	99.96	14:02:51.979
19 -	1:24.224	0.221	100.70	14:04:16.203
20 -	1:24.257	0.254	100.66	14:05:40.460
21 -	1:25.392	1.389	99.32	14:07:05.852
22 -	1:26.000	1.997	98.62	14:08:31.852

P10 15 Luke STEVENS				
LAP	LAP TIME	DIFF	MPH	TIME OF DAY
1 -	1:31.071	7.187	93.13	13:38:50.952
2 -	1:23.908 (2)	0.024	101.08	13:40:14.860
3 -	1:23.884 (1)		101.11	13:41:38.744
4 -	1:24.262	0.378	100.65	13:43:03.006
5 -	1:24.075	0.191	100.88	13:44:27.081
6 -	1:23.959 (3)	0.075	101.02	13:45:51.040
7 -	1:24.424	0.540	100.46	13:47:15.464
8 -	1:24.575	0.691	100.28	13:48:40.039
9 -	1:24.744	0.860	100.08	13:50:04.783
10 -	1:24.387	0.503	100.50	13:51:29.170
11 -	1:24.681	0.797	100.15	13:52:53.851
12 -	1:24.305	0.421	100.60	13:54:18.156
13 -	1:25.921	2.037	98.71	13:55:44.077
14 -	1:24.269	0.385	100.64	13:57:08.346
15 -	1:25.151	1.267	99.60	13:58:33.497
16 -	1:25.135	1.251	99.62	13:59:58.632
17 -	1:24.771	0.887	100.05	14:01:23.403
18 -	1:24.663	0.779	100.18	14:02:48.066
19 -	1:24.754	0.870	100.07	14:04:12.820
20 -	1:25.780	1.896	98.87	14:05:38.600
21 -	1:24.708	0.824	100.12	14:07:03.308
22 -	1:40.421	16.537	84.46	14:08:43.729

Weather / Track : Bright / Dry

Thruxton

Circuit Length = 2.3560 miles

Start: 13:37 Flag 14:08 End: 14:10

Avon Tyres Caterham Seven 420R Championship

RACE 10 - LAP ANALYSIS

DIFF = Difference To Personal Best Lap

P11 93 Mike EVANS				
LAP	LAP TIME	DIFF	MPH	TIME OF DAY
1 -	1:32.312	8.827	91.87	13:38:52.193
2 -	1:23.763 (2)	0.278	101.25	13:40:15.956
3 -	1:24.325	0.840	100.58	13:41:40.281
4 -	1:23.485 (1)		101.59	13:43:03.766
5 -	1:23.892	0.407	101.10	13:44:27.658
6 -	1:23.907	0.422	101.08	13:45:51.565
7 -	1:24.966	1.481	99.82	13:47:16.531
8 -	1:23.943	0.458	101.04	13:48:40.474
9 -	1:25.728	2.243	98.93	13:50:06.202
10 -	1:23.932	0.447	101.05	13:51:30.134
11 -	1:25.945	2.460	98.68	13:52:56.079
12 -	1:23.845	0.360	101.15	13:54:19.924
13 -	1:23.832 (3)	0.347	101.17	13:55:43.756
14 -	1:25.889	2.404	98.75	13:57:09.645
15 -	1:25.067	1.582	99.70	13:58:34.712
16 -	1:24.973	1.488	99.81	13:59:59.685
17 -	1:23.971	0.486	101.00	14:01:23.656
18 -	1:25.300	1.815	99.43	14:02:48.956
19 -	1:25.670	2.185	99.00	14:04:14.626
20 -	1:24.969	1.484	99.82	14:05:39.595
21 -	1:25.000	1.515	99.78	14:07:04.595
22 -	1:41.217	17.732	83.79	14:08:45.812

P12 55 Chris AUBREY				
LAP	LAP TIME	DIFF	MPH	TIME OF DAY
1 -	1:32.614	8.430	91.57	13:38:52.495
2 -	1:24.650 (3)	0.466	100.19	13:40:17.145
3 -	1:24.468 (2)	0.284	100.41	13:41:41.613
4 -	1:25.246	1.062	99.49	13:43:06.859
5 -	1:24.674	0.490	100.16	13:44:31.533
6 -	1:25.108	0.924	99.65	13:45:56.641
7 -	1:24.902	0.718	99.89	13:47:21.543
8 -	1:24.736	0.552	100.09	13:48:46.279
9 -	1:24.184 (1)		100.75	13:50:10.463
10 -	1:25.847	1.663	98.79	13:51:36.310
11 -	1:26.161	1.977	98.43	13:53:02.471
12 -	1:24.999	0.815	99.78	13:54:27.470
13 -	1:25.011	0.827	99.77	13:55:52.481
14 -	1:26.279	2.095	98.30	13:57:18.760
15 -	1:26.072	1.888	98.54	13:58:44.832
16 -	1:24.907	0.723	99.89	14:00:09.739
17 -	1:26.070	1.886	98.54	14:01:35.809
18 -	1:26.505	2.321	98.04	14:03:02.314
19 -	1:26.519	2.335	98.03	14:04:28.833
20 -	1:25.882	1.698	98.75	14:05:54.715
21 -	1:26.184	2.000	98.41	14:07:20.899
22 -	1:25.754	1.570	98.90	14:08:46.653

P13 90 Jack BROWN				
LAP	LAP TIME	DIFF	MPH	TIME OF DAY
1 -	1:32.882	8.585	91.31	13:38:52.763
2 -	1:24.742	0.445	100.08	13:40:17.505
3 -	1:24.297 (1)		100.61	13:41:41.802
4 -	1:24.349 (2)	0.052	100.55	13:43:06.151
5 -	1:24.458	0.161	100.42	13:44:30.609
6 -	1:24.620	0.323	100.23	13:45:55.229
7 -	1:24.441 (3)	0.144	100.44	13:47:19.670
8 -	1:24.752	0.455	100.07	13:48:44.422
9 -	1:25.141	0.844	99.61	13:50:09.563
10 -	1:26.254	1.957	98.33	13:51:35.817

DIFF = Difference To Personal Best Lap

11 -	1:26.466	2.169	98.09	13:53:02.283
12 -	1:24.794	0.497	100.02	13:54:27.077
13 -	1:25.363	1.066	99.35	13:55:52.440
14 -	1:25.834	1.537	98.81	13:57:18.274
15 -	1:25.726	1.429	98.93	13:58:44.000
16 -	1:25.354	1.057	99.36	14:00:09.354
17 -	1:26.265	1.968	98.32	14:01:35.619
18 -	1:26.669	2.372	97.86	14:03:02.288
19 -	1:26.100	1.803	98.50	14:04:28.388
20 -	1:26.081	1.784	98.53	14:05:54.469
21 -	1:25.881	1.584	98.76	14:07:20.350
22 -	1:27.036	2.739	97.44	14:08:47.386

P14 69 Stephen COLLINS				
LAP	LAP TIME	DIFF	MPH	TIME OF DAY
1 -	1:32.788	8.776	91.40	13:38:52.669
2 -	1:25.158	1.146	99.59	13:40:17.827
3 -	1:24.655	0.643	100.19	13:41:42.482
4 -	1:24.626	0.614	100.22	13:43:07.108
5 -	1:24.579 (3)	0.567	100.28	13:44:31.687
6 -	1:24.572 (2)	0.560	100.28	13:45:56.259
7 -	1:24.732	0.720	100.09	13:47:20.991
8 -	1:25.097	1.085	99.66	13:48:46.088
9 -	1:24.012 (1)		100.95	13:50:10.100
10 -	1:25.465	1.453	99.24	13:51:35.565
11 -	1:41.837	17.825	83.28	13:53:17.402
12 -	1:27.082	3.070	97.39	13:54:44.484
13 -	1:25.843	1.831	98.80	13:56:10.327
14 -	1:26.422	2.410	98.14	13:57:36.749
15 -	1:27.573	3.561	96.85	13:59:04.322
16 -	1:27.538	3.526	96.89	14:00:31.860
17 -	1:26.305	2.293	98.27	14:01:58.165
18 -	1:28.270	4.258	96.08	14:03:26.435
19 -	1:26.279	2.267	98.30	14:04:52.714
20 -	1:26.603	2.591	97.93	14:06:19.317
21 -	1:26.812	2.800	97.70	14:07:46.129
22 -	1:28.496	4.484	95.84	14:09:14.625

P15 22 Paul BROWES				
LAP	LAP TIME	DIFF	MPH	TIME OF DAY
1 -	1:35.179	10.959	89.11	13:38:55.060
2 -	1:24.814	0.594	100.00	13:40:19.874
3 -	1:24.220 (1)		100.70	13:41:44.094
4 -	1:24.285 (3)	0.065	100.63	13:43:08.379
5 -	1:24.266 (2)	0.046	100.65	13:44:32.645
6 -	1:24.794	0.574	100.02	13:45:57.439
7 -	1:26.894	2.674	97.60	13:47:24.333
8 -	1:28.014	3.794	96.36	13:48:52.347
9 -	1:28.281	4.061	96.07	13:50:20.628
10 -	1:28.080	3.860	96.29	13:51:48.708
11 -	1:27.589	3.369	96.83	13:53:16.297
12 -	1:26.929	2.709	97.56	13:54:43.226
13 -	1:26.492	2.272	98.06	13:56:09.718
14 -	1:27.538	3.318	96.89	13:57:37.256
15 -	1:26.634	2.414	97.90	13:59:03.890
16 -	1:27.592	3.372	96.83	14:00:31.482
17 -	1:27.055	2.835	97.42	14:01:58.537
18 -	1:28.097	3.877	96.27	14:03:26.634
19 -	1:25.836	1.616	98.81	14:04:52.470
20 -	1:27.023	2.803	97.46	14:06:19.493
21 -	1:27.080	2.860	97.40	14:07:46.573
22 -	1:28.240	4.020	96.11	14:09:14.813

Weather / Track : Bright / Dry

Thruxton
Circuit Length = 2.3560 miles
Start: 13:37 Flag 14:08 End: 14:10

Avon Tyres Caterham Seven 420R Championship

RACE 10 - LAP ANALYSIS

DIFF = Difference To Personal Best Lap

P16 6 Ian SPARSHOTT				
LAP	LAP TIME	DIFF	MPH	TIME OF DAY
1 -	1:35.918	10.564	88.42	13:38:55.799
2 -	1:25.354 (1)		99.36	13:40:21.153
3 -	1:26.070	0.716	98.54	13:41:47.223
4 -	1:25.971 (2)	0.617	98.65	13:43:13.194
5 -	1:26.754	1.400	97.76	13:44:39.948
6 -	1:27.067	1.713	97.41	13:46:07.015
7 -	1:28.560	3.206	95.77	13:47:35.575
8 -	1:26.449	1.095	98.11	13:49:02.024
9 -	1:26.243	0.889	98.34	13:50:28.267
10 -	1:26.402	1.048	98.16	13:51:54.669
11 -	1:25.973 (3)	0.619	98.65	13:53:20.642
12 -	1:26.330	0.976	98.24	13:54:46.972
13 -	1:27.229	1.875	97.23	13:56:14.201
14 -	1:26.833	1.479	97.67	13:57:41.034
15 -	1:26.462	1.108	98.09	13:59:07.496
16 -	1:26.405	1.051	98.16	14:00:33.901
17 -	1:26.356	1.002	98.21	14:02:00.257
18 -	1:26.611	1.257	97.92	14:03:26.868
19 -	1:26.268	0.914	98.31	14:04:53.136
20 -	1:26.704	1.350	97.82	14:06:19.840
21 -	1:27.136	1.782	97.33	14:07:46.976
22 -	1:28.842	3.488	95.46	14:09:15.818

P17 46 Stephen NUTTALL				
LAP	LAP TIME	DIFF	MPH	TIME OF DAY
1 -	1:30.569	7.011	93.64	13:38:50.450
2 -	1:23.558 (1)		101.50	13:40:14.008
3 -	1:24.040	0.482	100.92	13:41:38.048
4 -	1:24.262	0.704	100.65	13:43:02.310
5 -	1:24.627	1.069	100.22	13:44:26.937
6 -	1:24.374	0.816	100.52	13:45:51.311
7 -	1:24.877	1.319	99.92	13:47:16.188
8 -	1:24.106	0.548	100.84	13:48:40.294
9 -	1:25.793	2.235	98.86	13:50:06.087
10 -	1:23.788 (2)	0.230	101.22	13:51:29.875
11 -	1:25.572	2.014	99.11	13:52:55.447
12 -	1:24.036	0.478	100.92	13:54:19.483
13 -	1:24.408	0.850	100.48	13:55:43.891
14 -	1:25.847	2.289	98.79	13:57:09.738
15 -	1:24.797	1.239	100.02	13:58:34.535
16 -	1:25.401	1.843	99.31	13:59:59.936
17 -	1:23.975 (3)	0.417	101.00	14:01:23.911
18 -	1:25.303	1.745	99.42	14:02:49.214
19 -	1:24.546	0.988	100.31	14:04:13.760
20 -	1:24.298	0.740	100.61	14:05:38.058
21 -	1:25.973	2.415	98.65	14:07:04.031

P18 14 Luke BROWES				
LAP	LAP TIME	DIFF	MPH	TIME OF DAY
1 -	1:37.285	12.425	87.18	13:38:57.166
2 -	1:25.805 (3)	0.945	98.84	13:40:22.971
3 -	1:25.656 (2)	0.796	99.01	13:41:48.627
4 -	1:24.860 (1)		99.94	13:43:13.487
5 -	1:26.238	1.378	98.35	13:44:39.725
6 -	1:26.993	2.133	97.49	13:46:06.718

Weather / Track : Bright / Dry

Avon Tyres Caterham Seven 420R Championship

RACE 10 - POSITION CHART

No	Name	Lap																						
		Pos	1	2	3	4	5	6	7	8	9	10	11	12	13	14	15	16	17	18	19	20	21	22
78	WINSTANLEY	1	78	78	78	78	78	78	78	78	78	78	78	78	78	78	78	78	78	78	78	78	78	78
27	SMITH	2	4	56	56	56	27	27	15	18	18	18	27	18	18	27	18	15	18	15	18	46	15	27
46	NUTTALL	3	27	46	27	18	18	18	18	15	15	15	15	15	27	15	15	18	27	18	15	18	27	18
56	SINCLAIR	4	56	27	46	46	56	15	46	46	27	27	18	27	93	18	27	27	15	93	46	15	18	4
18	BYRNE	5	46	18	18	27	46	46	93	93	46	46	46	46	46	93	56	93	93	46	4	27	46	56
4	BARNES	6	18	4	4	4	15	93	27	27	93	93	56	93	15	56	46	46	46	27	27	4	93	58
20	HENDERSON	7	15	15	15	15	4	56	56	56	4	56	93	56	56	46	93	4	4	4	93	93	4	20
15	STEVENS	8	20	93	93	93	93	4	4	4	56	4	4	4	4	4	4	56	56	56	56	56	56	10
58	AINSCOUGH	9	10	10	64	64	20	20	90	90	20	20	20	20	20	20	20	20	20	20	58	58	58	64
64	EDEN	10	64	64	10	20	64	64	64	64	90	64	58	58	58	58	10	10	58	58	20	20	64	15
90	BROWN	11	93	20	20	10	90	90	20	20	58	58	10	10	10	10	58	58	10	10	64	64	20	93
55	AUBREY	12	55	55	55	90	10	10	10	58	64	10	64	64	64	64	64	64	64	64	10	10	10	55
10	HEATON	13	69	90	90	55	58	58	58	10	10	69	90	90	90	90	90	90	90	90	90	90	90	90
93	EVANS	14	90	69	69	58	55	69	69	69	69	90	55	55	55	55	55	55	55	55	55	55	55	69
69	COLLINS	15	58	58	58	69	69	55	55	55	55	55	22	22	22	69	22	22	69	69	22	69	69	22
14	BROWES	16	22	22	22	22	22	22	22	22	22	22	69	69	69	22	69	69	22	22	69	22	22	6
22	BROWES	17	6	6	6	6	14	14	6	6	6	6	6	6	6	6	6	6	6	6	6	6	6	6
6	SPARSHOTT	18	14	14	14	14	6	6																

Weather / Track : Bright / Dry

Results can be found at www.tsl-timing.com

Thrupton
 Circuit Length = 2.3560 miles
 Start: 13:37 Flag 14:08 End: 14:10

Printed - 14:16 Sunday, 02 September 2018



Car Throttle Caterham Academy Championship

Thruxton Circuit

1st September 2018



Results Provided by Timing Solutions Ltd
www.tsl-timing.com

Car Throttle Caterham Academy Championship - Green Group
QUALIFYING - RACE 1 - CLASSIFICATION

POS	NO	NAME	ENTRY	TIME	ON	LAPS	GAP	DIFF	MPH
1	5	Ben LOPEZ-APPLETON	Caterham Academy	1:31.148	9	9			93.05
2	70	Lars Alexander HOFFMANN	Caterham Academy	1:31.339	5	9	0.191	0.191	92.85
3	3	Max GAUNT	Caterham Academy	1:31.360	7	9	0.212	0.021	92.83
4	84	Andrew MURGATROYD	Caterham Academy	1:31.404	7	9	0.256	0.044	92.79
5	19	Stuart BELL	Caterham Academy	1:31.421	8	9	0.273	0.017	92.77
6	88	Justin HEAP	Caterham Academy	1:31.591	8	9	0.443	0.170	92.60
7	29	Will ROSSETTI	Caterham Academy	1:31.633	5	9	0.485	0.042	92.56
8	42	Ben BUCKLEY	Caterham Academy	1:31.637	4	9	0.489	0.004	92.55
9	64	Giuseppe FELET	Caterham Academy	1:31.667	6	9	0.519	0.030	92.52
10	2	Andy LEES	Caterham Academy	1:31.875	4	9	0.727	0.208	92.31
11	22	Angelos ALVANOS	Caterham Academy	1:31.919	7	9	0.771	0.044	92.27
12	37	Tom BROWN	Caterham Academy	1:31.986	6	9	0.838	0.067	92.20
13	15	Greg SMITH	Caterham Academy	1:32.363	6	9	1.215	0.377	91.82
14	14	Fraser JONES	Caterham Academy	1:33.026	5	9	1.878	0.663	91.17
15	73	Dan CLAYPHAN	Caterham Academy	1:33.464	8	8	2.316	0.438	90.74
16	11	Rick HEWLAND	Caterham Academy	1:33.553	3	8	2.405	0.089	90.66
17	91	Jonathan BARNETT	Caterham Academy	1:33.623	5	8	2.475	0.070	90.59
18	9	Jen HUGHES	Caterham Academy	1:33.650	8	8	2.502	0.027	90.56
19	21	Andreas CARLTON	Caterham Academy	1:33.880	8	8	2.732	0.230	90.34
20	33	Ryan ERROLL	Caterham Academy	1:33.965	8	8	2.817	0.085	90.26
21	47*	Jonathan MOORE	Caterham Academy	1:34.616	8	8	3.468	0.651	89.64
22	27	Robert DIAMOND	Caterham Academy	1:34.688	7	8	3.540	0.072	89.57
23	23	Anthony WARNER	Caterham Academy	1:35.205	8	8	4.057	0.517	89.08
24	65	David SHORTHOUSE	Caterham Academy	1:35.640	8	8	4.492	0.435	88.68
25	10	Ian LESLIE	Caterham Academy	1:36.066	4	8	4.918	0.426	88.28
26	6	James CROCKER	Caterham Academy	1:37.290	8	8	6.142	1.224	87.17
27	57	Simon WHITE	Caterham Academy	1:37.926	4	8	6.778	0.636	86.61
28	44	Andrew SARGENT	Caterham Academy	1:43.266	3	8	12.118	5.340	82.13

No. 47 - 1 Lap time disallowed; exceeding track limits.

Thruxton
Circuit Length = 2.3560 miles
Start: 09:00 Flag 09:15 End: 09:16

Weather / Track : Bright / Dry
These results are provisional until the conclusion of any judicial and technical matters.

Clerk Of Course :	Timekeeper :
-------------------	--------------

Results can be found at www.tsl-timing.com

Printed - 09:21 Saturday, 01 September 2018



Car Throttle Caterham Academy Championship - Green Group

QUALIFYING - RACE 1 - LAP ANALYSIS

DIFF = Difference To Personal Best Lap

P1 5 Ben LOPEZ-APPLETON				
LAP	LAP TIME	DIFF	MPH	TIME OF DAY
1 -	1:32.676	1.528	91.51	09:03:25.510
2 -	1:32.809	1.661	91.38	09:04:58.319
3 -	1:32.240	1.092	91.95	09:06:30.559
4 -	1:31.763 (2)	0.615	92.42	09:08:02.322
5 -	1:32.072 (3)	0.924	92.11	09:09:34.394
6 -	1:33.466	2.318	90.74	09:11:07.860
7 -	1:33.177	2.029	91.02	09:12:41.037
8 -	1:33.017	1.869	91.18	09:14:14.054
9 -	1:31.148 (1)		93.05	09:15:45.202

P2 70 Lars Alexander HOFFMANN				
LAP	LAP TIME	DIFF	MPH	TIME OF DAY
1 -	1:32.282	0.943	91.90	09:03:43.266
2 -	1:32.549	1.210	91.64	09:05:15.815
3 -	1:36.073	4.734	88.28	09:06:51.888
4 -	1:31.752	0.413	92.44	09:08:23.640
5 -	1:31.339 (1)		92.85	09:09:54.979
6 -	1:31.346 (2)	0.007	92.85	09:11:26.325
7 -	1:37.147	5.808	87.30	09:13:03.472
8 -	1:31.886	0.547	92.30	09:14:35.358
9 -	1:31.741 (3)	0.402	92.45	09:16:07.099

P3 3 Max GAUNT				
LAP	LAP TIME	DIFF	MPH	TIME OF DAY
1 -	1:35.372	4.012	88.93	09:03:37.095
2 -	1:32.250 (3)	0.890	91.94	09:05:09.345
3 -	1:35.039	3.679	89.24	09:06:44.384
4 -	1:32.305	0.945	91.88	09:08:16.689
5 -	1:32.403	1.043	91.78	09:09:49.092
6 -	1:32.203 (2)	0.843	91.98	09:11:21.295
7 -	1:31.360 (1)		92.83	09:12:52.655
8 -	1:39.480	8.120	85.25	09:14:32.135
9 -	1:34.912	3.552	89.36	09:16:07.047

P4 84 Andrew MURGATROYD				
LAP	LAP TIME	DIFF	MPH	TIME OF DAY
1 -	1:32.716	1.312	91.47	09:03:35.937
2 -	1:31.944 (3)	0.540	92.24	09:05:07.881
3 -	1:34.480	3.076	89.77	09:06:42.361
4 -	1:31.994	0.590	92.19	09:08:14.355
5 -	1:33.718	2.314	90.50	09:09:48.073
6 -	1:34.047	2.643	90.18	09:11:22.120
7 -	1:31.404 (1)		92.79	09:12:53.524
8 -	1:31.611 (2)	0.207	92.58	09:14:25.135
9 -	1:35.129	3.725	89.15	09:16:00.264

P5 19 Stuart BELL				
LAP	LAP TIME	DIFF	MPH	TIME OF DAY
1 -	1:32.610	1.189	91.58	09:03:22.835
2 -	1:33.463	2.042	90.74	09:04:56.298
3 -	1:32.200 (3)	0.779	91.99	09:06:28.498
4 -	1:32.631	1.210	91.56	09:08:01.129
5 -	1:32.167 (2)	0.746	92.02	09:09:33.296
6 -	1:40.408	8.987	84.47	09:11:13.704
7 -	1:33.785	2.364	90.43	09:12:47.489
8 -	1:31.421 (1)		92.77	09:14:18.910
9 -	1:53.934 P	22.513	74.44	09:16:12.844

DIFF = Difference To Personal Best Lap

P6 88 Justin HEAP				
LAP	LAP TIME	DIFF	MPH	TIME OF DAY
1 -	1:33.527	1.936	90.68	09:03:19.216
2 -	1:33.355	1.764	90.85	09:04:52.571
3 -	1:32.812	1.221	91.38	09:06:25.383
4 -	1:33.776	2.185	90.44	09:07:59.159
5 -	1:39.049	7.458	85.63	09:09:38.208
6 -	1:31.726 (3)	0.135	92.46	09:11:09.934
7 -	1:31.877	0.286	92.31	09:12:41.811
8 -	1:31.591 (1)		92.60	09:14:13.402
9 -	1:31.648 (2)	0.057	92.54	09:15:45.050

P7 29 Will ROSSETTI				
LAP	LAP TIME	DIFF	MPH	TIME OF DAY
1 -	1:34.054	2.421	90.17	09:03:43.671
2 -	1:33.052	1.419	91.14	09:05:16.723
3 -	1:32.947	1.314	91.25	09:06:49.670
4 -	1:31.860 (3)	0.227	92.33	09:08:21.530
5 -	1:31.633 (1)		92.56	09:09:53.163
6 -	1:33.073	1.440	91.12	09:11:26.236
7 -	1:35.303	3.670	88.99	09:13:01.539
8 -	1:31.638 (2)	0.005	92.55	09:14:33.177
9 -	1:32.234	0.601	91.95	09:16:05.411

P8 42 Ben BUCKLEY				
LAP	LAP TIME	DIFF	MPH	TIME OF DAY
1 -	1:33.826	2.189	90.39	09:03:24.498
2 -	1:33.215	1.578	90.98	09:04:57.713
3 -	1:32.403 (3)	0.766	91.78	09:06:30.116
4 -	1:31.637 (1)		92.55	09:08:01.753
5 -	1:33.000	1.363	91.20	09:09:34.753
6 -	1:35.954	4.317	88.39	09:11:10.707
7 -	1:34.756	3.119	89.51	09:12:45.463
8 -	1:32.686	1.049	91.50	09:14:18.149
9 -	1:31.896 (2)	0.259	92.29	09:15:50.045

P9 64 Giuseppe FELET				
LAP	LAP TIME	DIFF	MPH	TIME OF DAY
1 -	1:33.256	1.589	90.94	09:03:44.161
2 -	1:33.493	1.826	90.71	09:05:17.654
3 -	1:32.727	1.060	91.46	09:06:50.381
4 -	1:32.507 (3)	0.840	91.68	09:08:22.888
5 -	1:32.608	0.941	91.58	09:09:55.496
6 -	1:31.667 (1)		92.52	09:11:27.163
7 -	1:33.814	2.147	90.40	09:13:00.977
8 -	1:32.311 (2)	0.644	91.88	09:14:33.288
9 -	1:33.205	1.538	90.99	09:16:06.493

P10 2 Andy LEES				
LAP	LAP TIME	DIFF	MPH	TIME OF DAY
1 -	1:33.501	1.626	90.71	09:03:25.011
2 -	1:33.794	1.919	90.42	09:04:58.805
3 -	1:32.128 (2)	0.253	92.06	09:06:30.933
4 -	1:31.875 (1)		92.31	09:08:02.808
5 -	1:32.393 (3)	0.518	91.79	09:09:35.201
6 -	1:33.717	1.842	90.50	09:11:08.918
7 -	1:34.065	2.190	90.16	09:12:42.983
8 -	1:33.189	1.314	91.01	09:14:16.172
9 -	1:33.009	1.134	91.19	09:15:49.181

Weather / Track : Bright / Dry

Thruxton

Circuit Length = 2.3560 miles

Start: 09:00 Flag 09:15 End: 09:16

Car Throttle Caterham Academy Championship - Green Group

QUALIFYING - RACE 1 - LAP ANALYSIS

DIFF = Difference To Personal Best Lap

P11 22 Angelos ALVANOS				
LAP	LAP TIME	DIFF	MPH	TIME OF DAY
1 -	1:33.430	1.511	90.78	09:03:37.524
2 -	1:32.861	0.942	91.33	09:05:10.385
3 -	1:34.350	2.431	89.89	09:06:44.735
4 -	1:32.660	0.741	91.53	09:08:17.395
5 -	1:32.153 (2)	0.234	92.03	09:09:49.548
6 -	1:32.951	1.032	91.24	09:11:22.499
7 -	1:31.919 (1)		92.27	09:12:54.418
8 -	1:32.484 (3)	0.565	91.70	09:14:26.902
9 -	1:34.430	2.511	89.81	09:16:01.332

P12 37 Tom BROWN				
LAP	LAP TIME	DIFF	MPH	TIME OF DAY
1 -	1:34.905	2.919	89.36	09:03:33.419
2 -	1:34.210	2.224	90.02	09:05:07.629
3 -	1:35.764	3.778	88.56	09:06:43.393
4 -	1:32.077 (2)	0.091	92.11	09:08:15.470
5 -	1:33.155	1.169	91.04	09:09:48.625
6 -	1:31.986 (1)		92.20	09:11:20.611
7 -	1:32.625 (3)	0.639	91.56	09:12:53.236
8 -	1:33.398	1.412	90.81	09:14:26.634
9 -	1:35.093	3.107	89.19	09:16:01.727

P13 15 Greg SMITH				
LAP	LAP TIME	DIFF	MPH	TIME OF DAY
1 -	1:32.726	0.363	91.46	09:03:35.140
2 -	1:33.173	0.810	91.03	09:05:08.313
3 -	1:33.079	0.716	91.12	09:06:41.392
4 -	1:33.183	0.820	91.02	09:08:14.575
5 -	1:33.094	0.731	91.10	09:09:47.669
6 -	1:32.363 (1)		91.82	09:11:20.032
7 -	1:32.377 (3)	0.014	91.81	09:12:52.409
8 -	1:32.363 (1)		91.82	09:14:24.772
9 -	1:52.786 P	20.423	75.20	09:16:17.558

P14 14 Fraser JONES				
LAP	LAP TIME	DIFF	MPH	TIME OF DAY
1 -	1:34.031	1.005	90.20	09:03:33.728
2 -	1:36.468	3.442	87.92	09:05:10.196
3 -	1:36.219	3.193	88.14	09:06:46.415
4 -	1:33.226 (3)	0.200	90.97	09:08:19.641
5 -	1:33.026 (1)		91.17	09:09:52.667
6 -	1:33.186 (2)	0.160	91.01	09:11:25.853
7 -	1:33.451	0.425	90.75	09:12:59.304
8 -	1:33.331	0.305	90.87	09:14:32.635
9 -	1:37.399	4.373	87.08	09:16:10.034

P15 73 Dan CLAYPHAN				
LAP	LAP TIME	DIFF	MPH	TIME OF DAY
1 -	1:39.609	6.145	85.14	09:04:06.656
2 -	1:37.852	4.388	86.67	09:05:44.508
3 -	1:34.837 (2)	1.373	89.43	09:07:19.345
4 -	1:36.703	3.239	87.70	09:08:56.048
5 -	1:35.929	2.465	88.41	09:10:31.977
6 -	1:34.957 (3)	1.493	89.32	09:12:06.934
7 -	1:36.537	3.073	87.85	09:13:43.471
8 -	1:33.464 (1)		90.74	09:15:16.935

DIFF = Difference To Personal Best Lap

P16 11 Rick HEWLAND				
LAP	LAP TIME	DIFF	MPH	TIME OF DAY
1 -	1:36.730	3.177	87.68	09:04:10.547
2 -	1:36.415	2.862	87.96	09:05:46.962
3 -	1:33.553 (1)		90.66	09:07:20.515
4 -	1:34.953	1.400	89.32	09:08:55.468
5 -	1:43.400	9.847	82.02	09:10:38.868
6 -	1:35.331	1.778	88.97	09:12:14.199
7 -	1:34.358 (2)	0.805	89.88	09:13:48.557
8 -	1:34.524 (3)	0.971	89.72	09:15:23.081

P17 91 Jonathan BARNETT				
LAP	LAP TIME	DIFF	MPH	TIME OF DAY
1 -	1:39.428	5.805	85.30	09:04:12.840
2 -	1:44.435	10.812	81.21	09:05:57.275
3 -	1:36.084	2.461	88.27	09:07:33.359
4 -	1:35.459 (3)	1.836	88.85	09:09:08.818
5 -	1:33.623 (1)		90.59	09:10:42.441
6 -	1:35.789	2.166	88.54	09:12:18.230
7 -	1:34.325 (2)	0.702	89.91	09:13:52.555
8 -	1:39.647	6.024	85.11	09:15:32.202

P18 9 Jen HUGHES				
LAP	LAP TIME	DIFF	MPH	TIME OF DAY
1 -	1:38.299	4.649	86.28	09:03:52.671
2 -	1:54.534	20.884	74.05	09:05:47.205
3 -	1:34.884 (2)	1.234	89.38	09:07:22.089
4 -	1:35.114	1.464	89.17	09:08:57.203
5 -	1:34.995 (3)	1.345	89.28	09:10:32.198
6 -	1:35.144	1.494	89.14	09:12:07.342
7 -	1:36.540	2.890	87.85	09:13:43.882
8 -	1:33.650 (1)		90.56	09:15:17.532

P19 21 Andreas CARLTON				
LAP	LAP TIME	DIFF	MPH	TIME OF DAY
1 -	1:37.495	3.615	86.99	09:04:14.049
2 -	1:36.827	2.947	87.59	09:05:50.876
3 -	1:35.181 (2)	1.301	89.11	09:07:26.057
4 -	1:37.874	3.994	86.65	09:09:03.931
5 -	1:35.395	1.515	88.91	09:10:39.326
6 -	1:35.403	1.523	88.90	09:12:14.729
7 -	1:35.231 (3)	1.351	89.06	09:13:49.960
8 -	1:33.880 (1)		90.34	09:15:23.840

P20 33 Ryan ERROLL				
LAP	LAP TIME	DIFF	MPH	TIME OF DAY
1 -	1:40.503	6.538	84.39	09:04:07.881
2 -	1:37.206	3.241	87.25	09:05:45.087
3 -	1:35.015 (2)	1.050	89.26	09:07:20.102
4 -	1:35.645 (3)	1.680	88.67	09:08:55.747
5 -	1:46.389	12.424	79.72	09:10:42.136
6 -	1:37.331	3.366	87.14	09:12:19.467
7 -	1:39.329	5.364	85.38	09:13:58.796
8 -	1:33.965 (1)		90.26	09:15:32.761

P21 47 Jonathan MOORE				
LAP	LAP TIME	DIFF	MPH	TIME OF DAY
1 -	1:39.078	4.462	85.60	09:04:08.952
2 -	1:40.083	5.467	84.74	09:05:49.035

Thruxton

Circuit Length = 2.3560 miles

Start: 09:00 Flag 09:15 End: 09:16

Weather / Track : Bright / Dry

Car Throttle Caterham Academy Championship - Green Group

QUALIFYING - RACE 1 - LAP ANALYSIS

DIFF = Difference To Personal Best Lap

3 -	1:36.852	2.236	87.57	09:07:25.887
4 -	1:36.468 D	1.852	87.92	09:09:02.355
5 -	1:37.525	2.909	86.96	09:10:39.880
6 -	1:35.988 (3)	1.372	88.36	09:12:15.868
7 -	1:34.916 (2)	0.300	89.35	09:13:50.784
8 -	1:34.616 (1)		89.64	09:15:25.400

P22 27 Robert DIAMOND

LAP	LAP TIME	DIFF	MPH	TIME OF DAY
1 -	1:41.511	6.823	83.55	09:04:07.230
2 -	1:40.468	5.780	84.42	09:05:47.698
3 -	1:38.382	3.694	86.21	09:07:26.080
4 -	1:37.334	2.646	87.13	09:09:03.414
5 -	1:37.382	2.694	87.09	09:10:40.796
6 -	1:36.085 (3)	1.397	88.27	09:12:16.881
7 -	1:34.688 (1)		89.57	09:13:51.569
8 -	1:35.140 (2)	0.452	89.14	09:15:26.709

P23 23 Anthony WARNER

LAP	LAP TIME	DIFF	MPH	TIME OF DAY
1 -	1:42.833	7.628	82.47	09:04:23.893
2 -	1:38.587	3.382	86.03	09:06:02.480
3 -	1:37.568	2.363	86.93	09:07:40.048
4 -	1:38.638	3.433	85.98	09:09:18.686
5 -	1:39.058	3.853	85.62	09:10:57.744
6 -	1:36.479 (3)	1.274	87.91	09:12:34.223
7 -	1:36.342 (2)	1.137	88.03	09:14:10.565
8 -	1:35.205 (1)		89.08	09:15:45.770

P24 65 David SHORTHOUSE

LAP	LAP TIME	DIFF	MPH	TIME OF DAY
1 -	1:36.187	0.547	88.17	09:03:57.298
2 -	1:35.815	0.175	88.52	09:05:33.113
3 -	1:36.726	1.086	87.68	09:07:09.839
4 -	1:35.748 (3)	0.108	88.58	09:08:45.587
5 -	1:35.734 (2)	0.094	88.59	09:10:21.321
6 -	1:37.643	2.003	86.86	09:11:58.964
7 -	1:36.473	0.833	87.91	09:13:35.437
8 -	1:35.640 (1)		88.68	09:15:11.077

P25 10 Ian LESLIE

LAP	LAP TIME	DIFF	MPH	TIME OF DAY
1 -	1:39.678	3.612	85.09	09:03:52.058
2 -	1:38.593	2.527	86.02	09:05:30.651
3 -	1:40.078	4.012	84.75	09:07:10.729
4 -	1:36.066 (1)		88.28	09:08:46.795
5 -	1:36.368 (2)	0.302	88.01	09:10:23.163
6 -	1:36.674	0.608	87.73	09:11:59.837
7 -	1:37.553	1.487	86.94	09:13:37.390
8 -	1:36.573 (3)	0.507	87.82	09:15:13.963

P26 6 James CROCKER

LAP	LAP TIME	DIFF	MPH	TIME OF DAY
1 -	1:37.824 (2)	0.534	86.70	09:03:43.228
2 -	1:39.939	2.649	84.86	09:05:23.167
3 -	1:38.795	1.505	85.85	09:07:01.962
4 -	1:39.558	2.268	85.19	09:08:41.520
5 -	1:39.136	1.846	85.55	09:10:20.656
6 -	1:37.948 (3)	0.658	86.59	09:11:58.604
7 -	1:40.034	2.744	84.78	09:13:38.638

DIFF = Difference To Personal Best Lap

8 - 1:37.290 (1) 87.17 09:15:15.928

P27 57 Simon WHITE

LAP	LAP TIME	DIFF	MPH	TIME OF DAY
1 -	1:41.149	3.223	83.85	09:04:13.564
2 -	1:39.984	2.058	84.82	09:05:53.548
3 -	1:38.675	0.749	85.95	09:07:32.223
4 -	1:37.926 (1)		86.61	09:09:10.149
5 -	1:38.240 (3)	0.314	86.33	09:10:48.389
6 -	1:38.234 (2)	0.308	86.34	09:12:26.623
7 -	1:38.603	0.677	86.01	09:14:05.226
8 -	1:38.762	0.836	85.87	09:15:43.988

P28 44 Andrew SARGENT

LAP	LAP TIME	DIFF	MPH	TIME OF DAY
1 -	1:43.457 (2)	0.191	81.98	09:04:10.632
2 -	1:43.554 (3)	0.288	81.90	09:05:54.186
3 -	1:43.266 (1)		82.13	09:07:37.452
4 -	1:43.862	0.596	81.66	09:09:21.314
5 -	1:45.417	2.151	80.45	09:11:06.731
6 -	1:45.443	2.177	80.43	09:12:52.174
7 -	1:47.892	4.626	78.61	09:14:40.066
8 -	1:44.375	1.109	81.26	09:16:24.441

Weather / Track : Bright / Dry

Thruxton


Circuit Length = 2.3560 miles

Start: 09:00 Flag 09:15 End: 09:16

Car Throttle Caterham Academy Championship - Green Group
RACE 1 - GRID (20 minutes)

ROW 14		27	1:37.926	57	Simon WHITE		28	1:43.266	44	Andrew SARGENT
ROW 13	25	1:36.066	10	Ian LESLIE		26	1:37.290	6	James CROCKER	
ROW 12			1:35.205	23	Anthony WARNER			1:35.640	65	David SHORHOUSE
ROW 11	21	1:34.616	47	Jonathan MOORE		22	1:34.688	27	Robert DIAMOND	
ROW 10			1:33.880	19	Andreas CARLTON			1:33.965	33	Ryan ERROLL
ROW 9	17	1:33.623	91	Jonathan BARNETT		18	1:33.650	9	Jen HUGHES	
ROW 8			1:33.464	15	Dan CLAYPHAN			1:33.553	11	Rick HEWLAND
ROW 7	13	1:32.363	15	Greg SMITH		14	1:33.026	14	Fraser JONES	
ROW 6			1:31.919	11	Angelos ALVANOS			1:31.986	37	Tom BROWN
ROW 5	9	1:31.667	64	Giuseppe FELET		10	1:31.875	2	Andy LEES	
ROW 4			1:31.633	7	Will ROSSETTI			1:31.637	42	Ben BUCKLEY
ROW 3	5	1:31.421	19	Stuart BELL		6	1:31.591	88	Justin HEAP	
ROW 2			1:31.360	3	Max GAUNT			1:31.404	84	Andrew MURGATROYD
ROW 1	1	1:31.148	5	Ben LOPEZ-APPLETON		2	1:31.339	70	Lars Alexander HOFFMANN	

Pole



Thruxton
 Circuit Length = 2.3560 miles

These results are provisional until the conclusion of any judicial and technical matters.

Clerk Of Course :		Timekeeper :	
-------------------	--	--------------	--

Results can be found at www.tsl-timing.com

Printed - 09:23 Saturday, 01 September 2018



Car Throttle Caterham Academy Championship - Green Group

RACE 1 - CLASSIFICATION - AMENDED

POS	NO	NAME	ENTRY	LAPS	TIME	GAP	DIFF	MPH	BEST	ON
1	70	Lars Alexander HOFFMANN	Caterham Academy	13	20:31.951			89.50	1:32.736	5
2	29	Will ROSSETTI	Caterham Academy	13	20:32.016	0.065	0.065	89.49	1:32.301	5
3	15	Greg SMITH	Caterham Academy	13	20:32.748	0.797	0.732	89.44	1:32.348	9
4	37	Tom BROWN	Caterham Academy	13	20:33.552	1.601	0.804	89.38	1:32.815	8
5	88	Justin HEAP	Caterham Academy	13	20:33.686	1.735	0.134	89.37	1:32.934	3
6	5	Ben LOPEZ-APPLETON	Caterham Academy	13	20:34.034	2.083	0.348	89.34	1:32.842	3
7	2	Andy LEES	Caterham Academy	13	20:45.196	13.245	11.162	88.54	1:33.872	4
8	73	Dan CLAYPHAN	Caterham Academy	13	20:45.304	13.353	0.108	88.54	1:33.696	7
9	14	Fraser JONES	Caterham Academy	13	20:45.354	13.403	0.050	88.53	1:33.051	4
10	84	Andrew MURGATROYD	Caterham Academy	13	20:45.504	13.553	0.150	88.52	1:33.479	3
11	64	Giuseppe FELET	Caterham Academy	13	20:48.198	16.247	2.694	88.33	1:34.348	4
12	11	Rick HEWLAND	Caterham Academy	13	20:48.689	16.738	0.491	88.30	1:33.772	8
13	22	Angelos ALVANOS	Caterham Academy	13	20:48.935	16.984	0.246	88.28	1:33.046	9
14	19	Stuart BELL	Caterham Academy	13	20:49.698	17.747	0.763	88.23	1:33.095	8
15	91	Jonathan BARNETT	Caterham Academy	13	20:51.556	19.605	1.858	88.09	1:34.883	8
16	3	Max GAUNT	Caterham Academy	13	20:55.151	23.200	3.595	87.84	1:33.613	9
17	33	Ryan ERROLL	Caterham Academy	13	20:56.471	24.520	1.320	87.75	1:34.435	13
18	21	Andreas CARLTON	Caterham Academy	13	20:57.770	25.819	1.299	87.66	1:34.315	12
19	65	David SHORTHOUSE	Caterham Academy	13	20:58.828	26.877	1.058	87.59	1:34.511	13
20	23	Anthony WARNER	Caterham Academy	13	21:23.385	51.434	24.557	85.91	1:36.375	3
21	47	Jonathan MOORE	Caterham Academy	13	21:24.716	52.765	1.331	85.82	1:36.644	2
22	27	Robert DIAMOND	Caterham Academy	13	21:25.364	53.413	0.648	85.78	1:36.773	7
23	9	Jen HUGHES	Caterham Academy	13	21:27.740	55.789	2.376	85.62	1:34.899	13
24	6	James CROCKER	Caterham Academy	13	21:41.495	1:09.544	13.755	84.71	1:37.935	10
25	44	Andrew SARGENT	Caterham Academy	12	21:00.356	1 Lap	1 Lap	80.75	1:41.648	6

NOT CLASSIFIED

DNF	57	Simon WHITE	Caterham Academy	13	22:07.810	1:35.859	0.000	83.03	1:36.388	6
DNF	10	Ian LESLIE	Caterham Academy	10	16:40.420	3 Laps	3 Laps	84.78	1:36.307	6
DNF	42	Ben BUCKLEY	Caterham Academy	3	4:52.965	10 Laps	7 Laps	86.85	1:35.041	3

FASTEST LAP

29	Will ROSSETTI	Caterham Academy	5	1:32.301	91.89 mph	147.88 kph
----	---------------	------------------	---	----------	-----------	------------

Car 5 - Formally reprimanded, MSA C1.1.5 Driving in a manner incompatible with general safety

Thruxton

Circuit Length = 2.3560 miles

Start: 13:23 Flag 13:44 End: 13:46

Weather / Track : Bright / Dry

These results are provisional until the conclusion of any judicial and technical matters.

Clerk Of Course :	Timekeeper :
-------------------	--------------

Results can be found at www.tsl-timing.com

Printed - 14:40 Saturday, 01 September 2018



Car Throttle Caterham Academy Championship - Green Group

RACE 1 - LAP CHART

LAP 1 @ 13:25:33.356			LAP 2 @ 13:27:07.089			LAP 3 @ 13:28:40.916			LAP 4 @ 13:30:15.221			LAP 5 @ 13:31:48.421		
NO	BEHIND	LAP TIME	NO	BEHIND	LAP TIME	NO	BEHIND	LAP TIME	NO	BEHIND	LAP TIME	NO	BEHIND	LAP TIME
84		1:39.511	70		1:33.598	84		1:33.479	84		1:34.305	70		1:32.736
70	0.135	1:39.646	84	0.348	1:34.081	70	0.116	1:33.943	88	0.323	1:34.070	84	0.697	1:33.897
3	0.831	1:40.342	88	1.451	1:33.106	88	0.558	1:32.934	70	0.464	1:34.653	88	0.900	1:33.777
5	0.894	1:40.405	3	3.726	1:36.628	5	3.535	1:32.842	29	2.580	1:32.914	29	1.681	1:32.301
88	2.078	1:41.589	29	3.879	1:35.351	29	3.971	1:33.919	5	3.594	1:34.364	5	3.620	1:33.226
29	2.261	1:41.772	5	4.520	1:37.359	3	4.296	1:34.397	3	4.220	1:34.229	19	4.827	1:33.679
2	2.592	1:42.103	2	4.641	1:35.782	2	4.770	1:33.956	2	4.337	1:33.872	15	4.994	1:33.065
14	2.674	1:42.185	42	4.680	1:35.528	19	5.231	1:33.677	19	4.348	1:33.422	3	5.164	1:34.144
42	2.885	1:42.396	14	4.841	1:35.900	42	5.894	1:35.041	14	4.861	1:33.051	2	5.877	1:34.740
15	2.935	1:42.446	15	5.154	1:35.952	14	6.115	1:35.101	15	5.129	1:32.691	14	5.954	1:34.293
37	3.006	1:42.517	19	5.381	1:35.121	22	6.477	1:34.506	22	5.777	1:33.605	22	6.901	1:34.324
22	3.627	1:43.138	37	5.585	1:36.312	15	6.743	1:35.416	37	6.645	1:33.314	37	7.242	1:33.797
19	3.993	1:43.504	22	5.798	1:35.904	73	7.158	1:34.635	73	7.465	1:34.612	73	7.984	1:33.719
73	4.365	1:43.876	73	6.350	1:35.718	37	7.636	1:35.878	11	8.292	1:33.991	11	9.201	1:34.109
11	4.532	1:44.043	64	7.316	1:36.477	64	8.296	1:34.807	64	8.339	1:34.348	64	10.170	1:35.031
64	4.572	1:44.083	11	7.452	1:36.653	11	8.606	1:34.981	91	12.688	1:35.644	91	14.863	1:35.375
9	5.210	1:44.721	9	7.647	1:36.170	91	11.349	1:35.811	33	14.853	1:35.118	65	16.969	1:34.769
33	7.767	1:47.278	91	9.365	1:35.171	33	14.040	1:37.390	65	15.400	1:34.883	21	19.632	1:36.537
91	7.927	1:47.438	33	10.477	1:36.443	65	14.822	1:36.223	21	16.295	1:34.966	33	21.436	1:39.783
47	8.339	1:47.850	47	11.250	1:36.644	21	15.634	1:36.343	23	20.351	1:37.414	23	24.795	1:37.644
21	8.637	1:48.148	65	12.426	1:37.154	23	17.242	1:36.375	47	20.754	1:37.573	47	25.422	1:37.868
65	9.005	1:48.516	21	13.118	1:38.214	47	17.486	1:40.063	27	23.262	1:37.030	27	27.539	1:37.477
23	11.351	1:50.862	23	14.694	1:37.076	27	20.537	1:38.074	57	26.796	1:38.350	9	29.551	1:35.665
27	11.549	1:51.060	27	16.290	1:38.474	57	22.751	1:39.565	9	27.086	1:35.344	10	32.235	1:37.940
57	11.907	1:51.418	57	17.013	1:38.839	10	23.117	1:39.681	10	27.495	1:38.683	57	33.178	1:39.582
10	12.279	1:51.790	10	17.263	1:38.717	6	23.862	1:38.916	6	28.605	1:39.048	6	33.598	1:38.193
6	12.411	1:51.922	6	18.773	1:40.095	9	26.047	1:52.227	44	44.206	1:43.302	44	53.359	1:42.353
44	14.566	1:54.077	44	24.396	1:43.563	44	35.209	1:44.640						

Weather / Track : Bright / Dry

Thruxton

Circuit Length = 2.3560 miles

Start: 13:23 Flag 13:44 End: 13:46

Car Throttle Caterham Academy Championship - Green Group

RACE 1 - LAP CHART

LAP 6 @ 13:33:23.597			LAP 7 @ 13:34:59.893			LAP 8 @ 13:36:35.023			LAP 9 @ 13:38:08.649			LAP 10 @ 13:39:43.175		
NO	BEHIND	LAP TIME	NO	BEHIND	LAP TIME	NO	BEHIND	LAP TIME	NO	BEHIND	LAP TIME	NO	BEHIND	LAP TIME
29		1:33.495	88		1:36.242	70		1:34.855	70		1:33.626	70		1:34.526
88	0.054	1:34.330	70	0.275	1:36.331	5	0.828	1:34.917	15	1.297	1:32.348	15	0.368	1:33.597
70	0.240	1:35.416	29	0.354	1:36.650	29	1.827	1:36.603	29	2.423	1:34.222	29	0.908	1:33.011
84	0.265	1:34.744	5	1.041	1:34.947	88	1.992	1:37.122	5	2.767	1:35.565	5	1.542	1:33.301
5	2.390	1:33.946	15	1.442	1:33.293	15	2.575	1:36.263	88	2.909	1:34.543	88	1.870	1:33.487
15	4.445	1:34.627	3	3.604	1:34.712	3	2.994	1:34.520	3	2.981	1:33.613	3	2.284	1:33.829
3	5.188	1:35.200	22	5.736	1:33.966	37	3.896	1:32.815	37	3.285	1:33.015	37	2.931	1:34.172
37	7.746	1:35.680	37	6.211	1:34.761	22	4.033	1:33.427	22	3.453	1:33.046	22	2.970	1:34.043
22	8.066	1:36.341	2	7.708	1:34.429	2	6.934	1:34.356	2	8.314	1:35.006	2	9.395	1:35.607
14	9.291	1:38.513	14	8.009	1:35.014	73	7.870	1:34.502	73	9.158	1:34.914	73	9.751	1:35.119
2	9.575	1:38.874	73	8.498	1:33.696	14	8.013	1:35.134	84	9.836	1:34.135	84	10.261	1:34.951
73	11.098	1:38.290	84	9.156	1:45.187	11	8.639	1:33.772	14	10.585	1:36.198	14	10.393	1:34.334
64	11.494	1:36.500	11	9.997	1:34.719	84	9.327	1:35.301	19	10.811	1:34.941	11	10.957	1:34.614
11	11.574	1:37.549	64	10.362	1:35.164	19	9.496	1:33.095	11	10.869	1:35.856	19	11.220	1:34.935
19	14.149	1:44.498	19	11.531	1:33.678	64	10.195	1:34.963	64	11.559	1:34.990	64	11.599	1:34.566
91	14.666	1:34.979	91	13.915	1:35.545	91	13.668	1:34.883	91	15.422	1:35.380	91	16.294	1:35.398
65	18.174	1:36.381	65	17.621	1:35.743	65	18.485	1:35.994	65	21.142	1:36.283	33	22.936	1:36.009
21	20.389	1:35.933	21	19.553	1:35.460	33	19.915	1:34.855	33	21.453	1:35.164	65	23.917	1:37.301
33	22.038	1:35.778	33	20.190	1:34.448	21	20.285	1:35.862	21	22.024	1:35.365	21	24.548	1:37.050
23	27.130	1:37.511	23	28.855	1:38.021	23	31.513	1:37.788	23	34.894	1:37.007	47	39.084	1:37.194
47	28.893	1:38.647	47	29.502	1:36.905	47	32.378	1:38.006	47	36.416	1:37.664	23	39.255	1:38.887
27	30.078	1:37.715	27	30.555	1:36.773	27	35.123	1:39.698	27	39.293	1:37.796	27	43.500	1:38.733
9	30.923	1:36.548	57	36.136	1:38.042	10	39.617	1:38.518	10	43.556	1:37.565	9	50.275	1:36.322
10	33.366	1:36.307	10	36.229	1:39.159	57	40.190	1:39.184	57	43.888	1:37.324	10	51.090	1:42.060
57	34.390	1:36.388	6	41.122	1:39.643	9	45.598	1:36.496	9	48.479	1:36.507	6	54.335	1:37.935
6	37.775	1:39.353	9	44.232	1:49.605	6	46.120	1:40.128	6	50.926	1:38.432	57	1:10.294	2:00.932
44	59.831	1:41.648	44	1:07.514	1:43.979	44	1:14.232	1:41.848	44	1:25.205	1:44.599			

Weather / Track : Bright / Dry

Thruxton

Circuit Length = 2.3560 miles

Start: 13:23 Flag 13:44 End: 13:46

Car Throttle Caterham Academy Championship - Green Group

RACE 1 - LAP CHART

LAP 11 @ 13:41:17.463			LAP 12 @ 13:42:52.147			LAP 13 @ 13:44:25.796		
NO	BEHIND	LAP TIME	NO	BEHIND	LAP TIME	NO	BEHIND	LAP TIME
70		1:34.288	70		1:34.684	70		1:33.649
15	0.040	1:33.960	29	0.237	1:34.442	29	0.065	1:33.477
44	1 Lap	1:43.757	15	0.653	1:35.297	15	0.797	1:33.793
29	0.479	1:33.859	37	1.524	1:34.348	37	1.601	1:33.726
88	0.849	1:33.267	88	1.633	1:35.468	88	1.735	1:33.751
37	1.860	1:33.217	5	1.753	1:34.042	5	2.083	1:33.979
22	2.131	1:33.449	73	11.879	1:34.984	2	13.245	1:34.591
5	2.395	1:35.141	2	12.303	1:35.024	73	13.353	1:35.123
73	11.579	1:36.116	14	12.474	1:35.322	14	13.403	1:34.578
3	11.777	1:43.781	19	12.678	1:34.669	84	13.553	1:34.170
14	11.836	1:35.731	84	13.032	1:34.762	64	16.247	1:34.617
2	11.963	1:36.856	11	15.146	1:36.282	11	16.738	1:35.241
19	12.693	1:35.761	44	1 Lap	1:49.713	22	16.984	1:34.552
84	12.954	1:36.981	64	15.279	1:36.092	19	17.747	1:38.718
11	13.548	1:36.879	22	16.081	1:48.634	91	19.605	1:35.101
64	13.871	1:36.560	91	18.153	1:34.955	3	23.200	1:36.408
91	17.882	1:35.876	3	20.441	1:43.348	33	24.520	1:34.435
33	23.775	1:35.127	33	23.734	1:34.643	21	25.819	1:34.420
21	25.417	1:35.157	21	25.048	1:34.315	65	26.877	1:34.511
65	25.793	1:36.164	65	26.015	1:34.906	44	1 Lap	1:46.877
23	45.631	1:40.664	23	48.001	1:37.054	23	51.434	1:37.082
47	46.019	1:41.223	47	48.565	1:37.230	47	52.765	1:37.849
27	47.077	1:37.865	27	49.892	1:37.499	27	53.413	1:37.170
9	52.372	1:36.385	9	54.539	1:36.851	9	55.789	1:34.899
6	58.628	1:38.581	6	1:02.618	1:38.674	6	1:09.544	1:40.575
57	1:14.930	1:38.924	57	1:18.500	1:38.254	57	1:35.859	1:51.008 P

Weather / Track : Bright / Dry

Car Throttle Caterham Academy Championship - Green Group

RACE 1 - LAP ANALYSIS

DIFF = Difference To Personal Best Lap

P1 70 Lars Alexander HOFFMANN				
LAP	LAP TIME	DIFF	MPH	TIME OF DAY
1 -	1:39.646	6.910	85.11	13:25:33.491
2 -	1:33.598 (2)	0.862	90.61	13:27:07.089
3 -	1:33.943	1.207	90.28	13:28:41.032
4 -	1:34.653	1.917	89.60	13:30:15.685
5 -	1:32.736 (1)		91.45	13:31:48.421
6 -	1:35.416	2.680	88.89	13:33:23.837
7 -	1:36.331	3.595	88.04	13:35:00.168
8 -	1:34.855	2.119	89.41	13:36:35.023
9 -	1:33.626 (3)	0.890	90.59	13:38:08.649
10 -	1:34.526	1.790	89.72	13:39:43.175
11 -	1:34.288	1.552	89.95	13:41:17.463
12 -	1:34.684	1.948	89.57	13:42:52.147
13 -	1:33.649	0.913	90.56	13:44:25.796

P2 29 Will ROSSETTI				
LAP	LAP TIME	DIFF	MPH	TIME OF DAY
1 -	1:41.772	9.471	83.33	13:25:35.617
2 -	1:35.351	3.050	88.95	13:27:10.968
3 -	1:33.919	1.618	90.30	13:28:44.887
4 -	1:32.914 (2)	0.613	91.28	13:30:17.801
5 -	1:32.301 (1)		91.89	13:31:50.102
6 -	1:33.495	1.194	90.71	13:33:23.597
7 -	1:36.650	4.349	87.75	13:35:00.247
8 -	1:36.603	4.302	87.79	13:36:36.850
9 -	1:34.222	1.921	90.01	13:38:11.072
10 -	1:33.011 (3)	0.710	91.18	13:39:44.083
11 -	1:33.859	1.558	90.36	13:41:17.942
12 -	1:34.442	2.141	89.80	13:42:52.384
13 -	1:33.477	1.176	90.73	13:44:25.861

P3 15 Greg SMITH				
LAP	LAP TIME	DIFF	MPH	TIME OF DAY
1 -	1:42.446	10.098	82.79	13:25:36.291
2 -	1:35.952	3.604	88.39	13:27:12.243
3 -	1:35.416	3.068	88.89	13:28:47.659
4 -	1:32.691 (2)	0.343	91.50	13:30:20.350
5 -	1:33.065 (3)	0.717	91.13	13:31:53.415
6 -	1:34.627	2.279	89.63	13:33:28.042
7 -	1:33.293	0.945	90.91	13:35:01.335
8 -	1:36.263	3.915	88.10	13:36:37.598
9 -	1:32.348 (1)		91.84	13:38:09.946
10 -	1:33.597	1.249	90.61	13:39:43.543
11 -	1:33.960	1.612	90.26	13:41:17.503
12 -	1:35.297	2.949	89.00	13:42:52.800
13 -	1:33.793	1.445	90.42	13:44:26.593

P4 37 Tom BROWN				
LAP	LAP TIME	DIFF	MPH	TIME OF DAY
1 -	1:42.517	9.702	82.73	13:25:36.362
2 -	1:36.312	3.497	88.06	13:27:12.674
3 -	1:35.878	3.063	88.46	13:28:48.552
4 -	1:33.314	0.499	90.89	13:30:21.866
5 -	1:33.797	0.982	90.42	13:31:55.663
6 -	1:35.680	2.865	88.64	13:33:31.343
7 -	1:34.761	1.946	89.50	13:35:06.104
8 -	1:32.815 (1)		91.38	13:36:38.919
9 -	1:33.015 (2)	0.200	91.18	13:38:11.934
10 -	1:34.172	1.357	90.06	13:39:46.106
11 -	1:33.217 (3)	0.402	90.98	13:41:19.323

DIFF = Difference To Personal Best Lap

12 -	1:34.348	1.533	89.89	13:42:53.671
13 -	1:33.726	0.911	90.49	13:44:27.397

P5 88 Justin HEAP				
LAP	LAP TIME	DIFF	MPH	TIME OF DAY
1 -	1:41.589	8.655	83.48	13:25:35.434
2 -	1:33.106 (2)	0.172	91.09	13:27:08.540
3 -	1:32.934 (1)		91.26	13:28:41.474
4 -	1:34.070	1.136	90.16	13:30:15.544
5 -	1:33.777	0.843	90.44	13:31:49.321
6 -	1:34.330	1.396	89.91	13:33:23.651
7 -	1:36.242	3.308	88.12	13:34:59.893
8 -	1:37.122	4.188	87.32	13:36:37.015
9 -	1:34.543	1.609	89.71	13:38:11.558
10 -	1:33.487	0.553	90.72	13:39:45.045
11 -	1:33.267 (3)	0.333	90.93	13:41:18.312
12 -	1:35.468	2.534	88.84	13:42:53.780
13 -	1:33.751	0.817	90.46	13:44:27.531

P6 5 Ben LOPEZ-APPLETON				
LAP	LAP TIME	DIFF	MPH	TIME OF DAY
1 -	1:40.405	7.563	84.47	13:25:34.250
2 -	1:37.359	4.517	87.11	13:27:11.609
3 -	1:32.842 (1)		91.35	13:28:44.451
4 -	1:34.364	1.522	89.88	13:30:18.815
5 -	1:33.226 (2)	0.384	90.97	13:31:52.041
6 -	1:33.946	1.104	90.28	13:33:25.987
7 -	1:34.947	2.105	89.32	13:35:00.934
8 -	1:34.917	2.075	89.35	13:36:35.851
9 -	1:35.565	2.723	88.75	13:38:11.416
10 -	1:33.301 (3)	0.459	90.90	13:39:44.717
11 -	1:35.141	2.299	89.14	13:41:19.858
12 -	1:34.042	1.200	90.18	13:42:53.900
13 -	1:33.979	1.137	90.25	13:44:27.879

P7 2 Andy LEES				
LAP	LAP TIME	DIFF	MPH	TIME OF DAY
1 -	1:42.103	8.231	83.06	13:25:35.948
2 -	1:35.782	1.910	88.55	13:27:11.730
3 -	1:33.956 (2)	0.084	90.27	13:28:45.686
4 -	1:33.872 (1)		90.35	13:30:19.558
5 -	1:34.740	0.868	89.52	13:31:54.298
6 -	1:38.874	5.002	85.78	13:33:33.172
7 -	1:34.429	0.557	89.81	13:35:07.601
8 -	1:34.356 (3)	0.484	89.88	13:36:41.957
9 -	1:35.006	1.134	89.27	13:38:16.963
10 -	1:35.607	1.735	88.71	13:39:52.570
11 -	1:36.856	2.984	87.56	13:41:29.426
12 -	1:35.024	1.152	89.25	13:43:04.450
13 -	1:34.591	0.719	89.66	13:44:39.041

P8 73 Dan CLAYPHAN				
LAP	LAP TIME	DIFF	MPH	TIME OF DAY
1 -	1:43.876	10.180	81.65	13:25:37.721
2 -	1:35.718	2.022	88.61	13:27:13.439
3 -	1:34.635	0.939	89.62	13:28:48.074
4 -	1:34.612	0.916	89.64	13:30:22.686
5 -	1:33.719 (2)	0.023	90.50	13:31:56.405
6 -	1:38.290	4.594	86.29	13:33:34.695
7 -	1:33.696 (1)		90.52	13:35:08.391
8 -	1:34.502 (3)	0.806	89.75	13:36:42.893

Thruxton

Circuit Length = 2.3560 miles

Start: 13:23 Flag 13:44 End: 13:46

Weather / Track : Bright / Dry

Car Throttle Caterham Academy Championship - Green Group

RACE 1 - LAP ANALYSIS

DIFF = Difference To Personal Best Lap

9 -	1:34.914	1.218	89.36	13:38:17.807
10 -	1:35.119	1.423	89.16	13:39:52.926
11 -	1:36.116	2.420	88.24	13:41:29.042
12 -	1:34.984	1.288	89.29	13:43:04.026
13 -	1:35.123	1.427	89.16	13:44:39.149

P9 14 Fraser JONES

LAP	LAP TIME	DIFF	MPH	TIME OF DAY
1 -	1:42.185	9.134	83.00	13:25:36.030
2 -	1:35.900	2.849	88.44	13:27:11.930
3 -	1:35.101	2.050	89.18	13:28:47.031
4 -	1:33.051 (1)		91.15	13:30:20.082
5 -	1:34.293 (2)	1.242	89.94	13:31:54.375
6 -	1:38.513	5.462	86.09	13:33:32.888
7 -	1:35.014	1.963	89.26	13:35:07.902
8 -	1:35.134	2.083	89.15	13:36:43.036
9 -	1:36.198	3.147	88.16	13:38:19.234
10 -	1:34.334 (3)	1.283	89.91	13:39:53.568
11 -	1:35.731	2.680	88.59	13:41:29.299
12 -	1:35.322	2.271	88.97	13:43:04.621
13 -	1:34.578	1.527	89.67	13:44:39.199

P10 84 Andrew MURGATROYD

LAP	LAP TIME	DIFF	MPH	TIME OF DAY
1 -	1:39.511	6.032	85.23	13:25:33.356
2 -	1:34.081 (3)	0.602	90.15	13:27:07.437
3 -	1:33.479 (1)		90.73	13:28:40.916
4 -	1:34.305	0.826	89.93	13:30:15.221
5 -	1:33.897 (2)	0.418	90.32	13:31:49.118
6 -	1:34.744	1.265	89.52	13:33:23.862
7 -	1:45.187	11.708	80.63	13:35:09.049
8 -	1:35.301	1.822	88.99	13:36:44.350
9 -	1:34.135	0.656	90.10	13:38:18.485
10 -	1:34.951	1.472	89.32	13:39:53.436
11 -	1:36.981	3.502	87.45	13:41:30.417
12 -	1:34.762	1.283	89.50	13:43:05.179
13 -	1:34.170	0.691	90.06	13:44:39.349

P11 64 Giuseppe FELET

LAP	LAP TIME	DIFF	MPH	TIME OF DAY
1 -	1:44.083	9.735	81.48	13:25:37.928
2 -	1:36.477	2.129	87.91	13:27:14.405
3 -	1:34.807	0.459	89.46	13:28:49.212
4 -	1:34.348 (1)		89.89	13:30:23.560
5 -	1:35.031	0.683	89.25	13:31:58.591
6 -	1:36.500	2.152	87.89	13:33:35.091
7 -	1:35.164	0.816	89.12	13:35:10.255
8 -	1:34.963	0.615	89.31	13:36:45.218
9 -	1:34.990	0.642	89.28	13:38:20.208
10 -	1:34.566 (2)	0.218	89.68	13:39:54.774
11 -	1:36.560	2.212	87.83	13:41:31.334
12 -	1:36.092	1.744	88.26	13:43:07.426
13 -	1:34.617 (3)	0.269	89.64	13:44:42.043

P12 11 Rick HEWLAND

LAP	LAP TIME	DIFF	MPH	TIME OF DAY
1 -	1:44.043	10.271	81.51	13:25:37.888
2 -	1:36.653	2.881	87.75	13:27:14.541
3 -	1:34.981	1.209	89.29	13:28:49.522
4 -	1:33.991 (2)	0.219	90.23	13:30:23.513
5 -	1:34.109 (3)	0.337	90.12	13:31:57.622

DIFF = Difference To Personal Best Lap

6 -	1:37.549	3.777	86.94	13:33:35.171
7 -	1:34.719	0.947	89.54	13:35:09.890
8 -	1:33.772 (1)		90.44	13:36:43.662
9 -	1:35.856	2.084	88.48	13:38:19.518
10 -	1:34.614	0.842	89.64	13:39:54.132
11 -	1:36.879	3.107	87.54	13:41:31.011
12 -	1:36.282	2.510	88.09	13:43:07.293
13 -	1:35.241	1.469	89.05	13:44:42.534

P13 22 Angelos ALVANOS

LAP	LAP TIME	DIFF	MPH	TIME OF DAY
1 -	1:43.138	10.092	82.23	13:25:36.983
2 -	1:35.904	2.858	88.43	13:27:12.887
3 -	1:34.506	1.460	89.74	13:28:47.393
4 -	1:33.605	0.559	90.61	13:30:20.998
5 -	1:34.324	1.278	89.91	13:31:55.322
6 -	1:36.341	3.295	88.03	13:33:31.663
7 -	1:33.966	0.920	90.26	13:35:05.629
8 -	1:33.427 (2)	0.381	90.78	13:36:39.056
9 -	1:33.046 (1)		91.15	13:38:12.102
10 -	1:34.043	0.997	90.18	13:39:46.145
11 -	1:33.449 (3)	0.403	90.76	13:41:19.594
12 -	1:48.634	15.588	78.07	13:43:08.228
13 -	1:34.552	1.506	89.70	13:44:42.780

P14 19 Stuart BELL

LAP	LAP TIME	DIFF	MPH	TIME OF DAY
1 -	1:43.504	10.409	81.94	13:25:37.349
2 -	1:35.121	2.026	89.16	13:27:12.470
3 -	1:33.677 (3)	0.582	90.54	13:28:46.147
4 -	1:33.422 (2)	0.327	90.78	13:30:19.569
5 -	1:33.679	0.584	90.53	13:31:53.248
6 -	1:44.498	11.403	81.16	13:33:37.746
7 -	1:33.678	0.583	90.54	13:35:11.424
8 -	1:33.095 (1)		91.10	13:36:44.519
9 -	1:34.941	1.846	89.33	13:38:19.460
10 -	1:34.935	1.840	89.34	13:39:54.395
11 -	1:35.761	2.666	88.57	13:41:30.156
12 -	1:34.669	1.574	89.59	13:43:04.825
13 -	1:38.718	5.623	85.91	13:44:43.543

P15 91 Jonathan BARNETT

LAP	LAP TIME	DIFF	MPH	TIME OF DAY
1 -	1:47.438	12.555	78.94	13:25:41.283
2 -	1:35.171	0.288	89.11	13:27:16.454
3 -	1:35.811	0.928	88.52	13:28:52.265
4 -	1:35.644	0.761	88.67	13:30:27.909
5 -	1:35.375	0.492	88.92	13:32:03.284
6 -	1:34.979 (3)	0.096	89.29	13:33:38.263
7 -	1:35.545	0.662	88.77	13:35:13.808
8 -	1:34.883 (1)		89.39	13:36:48.691
9 -	1:35.380	0.497	88.92	13:38:24.071
10 -	1:35.398	0.515	88.90	13:39:59.469
11 -	1:35.876	0.993	88.46	13:41:35.345
12 -	1:34.955 (2)	0.072	89.32	13:43:10.300
13 -	1:35.101	0.218	89.18	13:44:45.401

P16 3 Max GAUNT

LAP	LAP TIME	DIFF	MPH	TIME OF DAY
1 -	1:40.342	6.729	84.52	13:25:34.187
2 -	1:36.628	3.015	87.77	13:27:10.815

Thruxton

Circuit Length = 2.3560 miles

Start: 13:23 Flag 13:44 End: 13:46

Weather / Track : Bright / Dry

Car Throttle Caterham Academy Championship - Green Group

RACE 1 - LAP ANALYSIS

DIFF = Difference To Personal Best Lap

3 -	1:34.397	0.784	89.85	13:28:45.212
4 -	1:34.229	0.616	90.01	13:30:19.441
5 -	1:34.144 (3)	0.531	90.09	13:31:53.585
6 -	1:35.200	1.587	89.09	13:33:28.785
7 -	1:34.712	1.099	89.55	13:35:03.497
8 -	1:34.520	0.907	89.73	13:36:38.017
9 -	1:33.613 (1)		90.60	13:38:11.630
10 -	1:33.829 (2)	0.216	90.39	13:39:45.459
11 -	1:43.781	10.168	81.72	13:41:29.240
12 -	1:43.348	9.735	82.06	13:43:12.588
13 -	1:36.408	2.795	87.97	13:44:48.996

P17 33 Ryan ERROLL

LAP	LAP TIME	DIFF	MPH	TIME OF DAY
1 -	1:47.278	12.843	79.06	13:25:41.123
2 -	1:36.443	2.008	87.94	13:27:17.566
3 -	1:37.390	2.955	87.08	13:28:54.956
4 -	1:35.118	0.683	89.16	13:30:30.074
5 -	1:39.783	5.348	85.00	13:32:09.857
6 -	1:35.778	1.343	88.55	13:33:45.635
7 -	1:34.448 (2)	0.013	89.80	13:35:20.083
8 -	1:34.855	0.420	89.41	13:36:54.938
9 -	1:35.164	0.729	89.12	13:38:30.102
10 -	1:36.009	1.574	88.34	13:40:06.111
11 -	1:35.127	0.692	89.16	13:41:41.238
12 -	1:34.643 (3)	0.208	89.61	13:43:15.881
13 -	1:34.435 (1)		89.81	13:44:50.316

P18 21 Andreas CARLTON

LAP	LAP TIME	DIFF	MPH	TIME OF DAY
1 -	1:48.148	13.833	78.42	13:25:41.993
2 -	1:38.214	3.899	86.35	13:27:20.207
3 -	1:36.343	2.028	88.03	13:28:56.550
4 -	1:34.966 (3)	0.651	89.31	13:30:31.516
5 -	1:36.537	2.222	87.85	13:32:08.053
6 -	1:35.933	1.618	88.41	13:33:43.986
7 -	1:35.460	1.145	88.84	13:35:19.446
8 -	1:35.862	1.547	88.47	13:36:55.308
9 -	1:35.365	1.050	88.93	13:38:30.673
10 -	1:37.050	2.735	87.39	13:40:07.723
11 -	1:35.157	0.842	89.13	13:41:42.880
12 -	1:34.315 (1)		89.92	13:43:17.195
13 -	1:34.420 (2)	0.105	89.82	13:44:51.615

P19 65 David SHORTHOUSE

LAP	LAP TIME	DIFF	MPH	TIME OF DAY
1 -	1:48.516	14.005	78.15	13:25:42.361
2 -	1:37.154	2.643	87.30	13:27:19.515
3 -	1:36.223	1.712	88.14	13:28:55.738
4 -	1:34.883 (3)	0.372	89.39	13:30:30.621
5 -	1:34.769 (2)	0.258	89.49	13:32:05.390
6 -	1:36.381	1.870	88.00	13:33:41.771
7 -	1:35.743	1.232	88.58	13:35:17.514
8 -	1:35.994	1.483	88.35	13:36:53.508
9 -	1:36.283	1.772	88.09	13:38:29.791
10 -	1:37.301	2.790	87.16	13:40:07.092
11 -	1:36.164	1.653	88.19	13:41:43.256
12 -	1:34.906	0.395	89.36	13:43:18.162
13 -	1:34.511 (1)		89.74	13:44:52.673

DIFF = Difference To Personal Best Lap

P20	23 Anthony WARNER			
LAP	LAP TIME	DIFF	MPH	TIME OF DAY
1 -	1:50.862	14.487	76.50	13:25:44.707
2 -	1:37.076	0.701	87.37	13:27:21.783
3 -	1:36.375 (1)		88.00	13:28:58.158
4 -	1:37.414	1.039	87.06	13:30:35.572
5 -	1:37.644	1.269	86.86	13:32:13.216
6 -	1:37.511	1.136	86.98	13:33:50.727
7 -	1:38.021	1.646	86.52	13:35:28.748
8 -	1:37.788	1.413	86.73	13:37:06.536
9 -	1:37.007 (2)	0.632	87.43	13:38:43.543
10 -	1:38.887	2.512	85.77	13:40:22.430
11 -	1:40.664	4.289	84.25	13:42:03.094
12 -	1:37.054 (3)	0.679	87.39	13:43:40.148
13 -	1:37.082	0.707	87.36	13:45:17.230

P21 47 Jonathan MOORE

LAP	LAP TIME	DIFF	MPH	TIME OF DAY
1 -	1:47.850	11.206	78.64	13:25:41.695
2 -	1:36.644 (1)		87.76	13:27:18.339
3 -	1:40.063	3.419	84.76	13:28:58.402
4 -	1:37.573	0.929	86.92	13:30:35.975
5 -	1:37.868	1.224	86.66	13:32:13.843
6 -	1:38.647	2.003	85.97	13:33:52.490
7 -	1:36.905 (2)	0.261	87.52	13:35:29.395
8 -	1:38.006	1.362	86.54	13:37:07.401
9 -	1:37.664	1.020	86.84	13:38:45.065
10 -	1:37.194 (3)	0.550	87.26	13:40:22.259
11 -	1:41.223	4.579	83.79	13:42:03.482
12 -	1:37.230	0.586	87.23	13:43:40.712
13 -	1:37.849	1.205	86.68	13:45:18.561

P22 27 Robert DIAMOND

LAP	LAP TIME	DIFF	MPH	TIME OF DAY
1 -	1:51.060	14.287	76.36	13:25:44.905
2 -	1:38.474	1.701	86.13	13:27:23.379
3 -	1:38.074	1.301	86.48	13:29:01.453
4 -	1:37.030 (2)	0.257	87.41	13:30:38.483
5 -	1:37.477	0.704	87.01	13:32:15.960
6 -	1:37.715	0.942	86.79	13:33:53.675
7 -	1:36.773 (1)		87.64	13:35:30.448
8 -	1:39.698	2.925	85.07	13:37:10.146
9 -	1:37.796	1.023	86.72	13:38:47.942
10 -	1:38.733	1.960	85.90	13:40:26.675
11 -	1:37.865	1.092	86.66	13:42:04.540
12 -	1:37.499	0.726	86.99	13:43:42.039
13 -	1:37.170 (3)	0.397	87.28	13:45:19.209

P23 9 Jen HUGHES

LAP	LAP TIME	DIFF	MPH	TIME OF DAY
1 -	1:44.721	9.822	80.99	13:25:38.566
2 -	1:36.170	1.271	88.19	13:27:14.736
3 -	1:52.227	17.328	75.57	13:29:06.963
4 -	1:35.344 (2)	0.445	88.95	13:30:42.307
5 -	1:35.665 (3)	0.766	88.65	13:32:17.972
6 -	1:36.548	1.649	87.84	13:33:54.520
7 -	1:49.605	14.706	77.38	13:35:44.125
8 -	1:36.496	1.597	87.89	13:37:20.621
9 -	1:36.507	1.608	87.88	13:38:57.128
10 -	1:36.322	1.423	88.05	13:40:33.450
11 -	1:36.385	1.486	87.99	13:42:09.835

Thruxton

Circuit Length = 2.3560 miles

Start: 13:23 Flag 13:44 End: 13:46

Weather / Track : Bright / Dry

Car Throttle Caterham Academy Championship - Green Group

RACE 1 - LAP ANALYSIS

DIFF = Difference To Personal Best Lap

12 - 1:36.851 1.952 87.57 13:43:46.686
13 - 1:34.899 (1) 89.37 13:45:21.585

P24 6 James CROCKER				
LAP	LAP TIME	DIFF	MPH	TIME OF DAY
1 -	1:51.922	13.987	75.78	13:25:45.767
2 -	1:40.095	2.160	84.73	13:27:25.862
3 -	1:38.916	0.981	85.74	13:29:04.778
4 -	1:39.048	1.113	85.63	13:30:43.826
5 -	1:38.193 (2)	0.258	86.37	13:32:22.019
6 -	1:39.353	1.418	85.36	13:34:01.372
7 -	1:39.643	1.708	85.12	13:35:41.015
8 -	1:40.128	2.193	84.70	13:37:21.143
9 -	1:38.432 (3)	0.497	86.16	13:38:59.575
10 -	1:37.935 (1)		86.60	13:40:37.510
11 -	1:38.581	0.646	86.03	13:42:16.091
12 -	1:38.674	0.739	85.95	13:43:54.765
13 -	1:40.575	2.640	84.33	13:45:35.340

P25 44 Andrew SARGENT				
LAP	LAP TIME	DIFF	MPH	TIME OF DAY
1 -	1:54.077	12.429	74.34	13:25:47.922
2 -	1:43.563	1.915	81.89	13:27:31.485
3 -	1:44.640	2.992	81.05	13:29:16.125
4 -	1:43.302	1.654	82.10	13:30:59.427
5 -	1:42.353 (3)	0.705	82.86	13:32:41.780
6 -	1:41.648 (1)		83.44	13:34:23.428
7 -	1:43.979	2.331	81.57	13:36:07.407
8 -	1:41.848 (2)	0.200	83.27	13:37:49.255
9 -	1:44.599	2.951	81.08	13:39:33.854
10 -	1:43.757	2.109	81.74	13:41:17.611
11 -	1:49.713	8.065	77.30	13:43:07.324
12 -	1:46.877	5.229	79.35	13:44:54.201

P26 57 Simon WHITE				
LAP	LAP TIME	DIFF	MPH	TIME OF DAY
1 -	1:51.418	15.030	76.12	13:25:45.263
2 -	1:38.839	2.451	85.81	13:27:24.102
3 -	1:39.565	3.177	85.18	13:29:03.667
4 -	1:38.350	1.962	86.23	13:30:42.017
5 -	1:39.582	3.194	85.17	13:32:21.599
6 -	1:36.388 (1)		87.99	13:33:57.987
7 -	1:38.042 (3)	1.654	86.50	13:35:36.029
8 -	1:39.184	2.796	85.51	13:37:15.213
9 -	1:37.324 (2)	0.936	87.14	13:38:52.537
10 -	2:00.932	24.544	70.13	13:40:53.469
11 -	1:38.924	2.536	85.73	13:42:32.393
12 -	1:38.254	1.866	86.32	13:44:10.647
13 -	1:51.008 P	14.620	76.40	13:46:01.655

P27 10 Ian LESLIE				
LAP	LAP TIME	DIFF	MPH	TIME OF DAY
1 -	1:51.790	15.483	75.87	13:25:45.635
2 -	1:38.717	2.410	85.91	13:27:24.352
3 -	1:39.681	3.374	85.08	13:29:04.033
4 -	1:38.683	2.376	85.94	13:30:42.716
5 -	1:37.940 (3)	1.633	86.60	13:32:20.656
6 -	1:36.307 (1)		88.06	13:33:56.963
7 -	1:39.159	2.852	85.53	13:35:36.122
8 -	1:38.518	2.211	86.09	13:37:14.640
9 -	1:37.565 (2)	1.258	86.93	13:38:52.205

DIFF = Difference To Personal Best Lap

10 - 1:42.060 5.753 83.10 13:40:34.265

P28 42 Ben BUCKLEY				
LAP	LAP TIME	DIFF	MPH	TIME OF DAY
1 -	1:42.396 (3)	7.355	82.83	13:25:36.241
2 -	1:35.528 (2)	0.487	88.78	13:27:11.769
3 -	1:35.041 (1)		89.24	13:28:46.810

Weather / Track : Bright / Dry

Thruxton
 Circuit Length = 2.3560 miles
 Start: 13:23 Flag 13:44 End: 13:46

Car Throttle Caterham Academy Championship - Green Group

RACE 1 - POSITION CHART

No	Name	Lap													
		Pos	1	2	3	4	5	6	7	8	9	10	11	12	13
5	LOPEZ-APPLETON	1	84	70	84	84	70	29	88	70	70	70	70	70	70
70	HOFFMANN	2	70	84	70	88	84	88	70	5	15	15	15	29	29
3	GAUNT	3	3	88	88	70	88	70	29	29	29	29	29	15	15
84	MURGATROYD	4	5	3	5	29	29	84	5	88	5	5	88	37	37
19	BELL	5	88	29	29	5	5	5	15	15	88	88	37	88	88
88	HEAP	6	29	5	3	3	19	15	3	3	3	3	22	5	5
29	ROSSETTI	7	2	2	2	2	15	3	22	37	37	37	5	73	2
42	BUCKLEY	8	14	42	19	19	3	37	37	22	22	22	73	2	73
64	FELET	9	42	14	42	14	2	22	2	2	2	2	3	14	14
2	LEES	10	15	15	14	15	14	14	14	73	73	73	14	19	84
22	ALVANOS	11	37	19	22	22	22	2	73	14	84	84	2	84	64
37	BROWN	12	22	37	15	37	37	73	84	11	14	14	19	11	11
15	SMITH	13	19	22	73	73	73	64	11	84	19	11	84	64	22
14	JONES	14	73	73	37	11	11	11	64	19	11	19	11	22	19
73	CLAYPHAN	15	11	64	64	64	64	19	19	64	64	64	64	91	91
11	HEWLAND	16	64	11	11	91	91	91	91	91	91	91	91	3	3
91	BARNETT	17	9	9	91	33	65	65	65	65	65	33	33	33	33
9	HUGHES	18	33	91	33	65	21	21	21	33	33	65	21	21	21
21	CARLTON	19	91	33	65	21	33	33	33	21	21	21	65	65	65
33	ERROLL	20	47	47	21	23	23	23	23	23	23	47	23	23	23
47	MOORE	21	21	65	23	47	47	47	47	47	47	23	47	47	47
27	DIAMOND	22	65	21	47	27	27	27	27	27	27	27	27	27	27
23	WARNER	23	23	23	27	57	9	9	57	10	10	9	9	9	9
65	SHORTHOUSE	24	27	27	57	9	10	10	10	57	57	10	6	6	6
10	LESLIE	25	57	57	10	10	57	57	6	9	9	6	57	57	57
6	CROCKER	26	10	10	6	6	6	6	9	6	6	57	44	44	
57	WHITE	27	6	6	9	44	44	44	44	44	44				
44	SARGENT	28	44	44	44										

Weather / Track : Bright / Dry

Results can be found at www.tsl-timing.com

Thrupton
 Circuit Length = 2.3560 miles
 Start: 13:23 Flag 13:44 End: 13:46

Printed - 13:53 Saturday, 01 September 2018

Car Throttle Caterham Academy Championship - White Group
QUALIFYING - RACE 3 - CLASSIFICATION

POS	NO	NAME	ENTRY	TIME	ON	LAPS	GAP	DIFF	MPH
1	92	Chris MOORE	Caterham Academy	1:31.580	7	9			92.61
2	72	Dan PIPER	Caterham Academy	1:31.971	3	9	0.391	0.391	92.22
3	77	Gregory MONKS	Caterham Academy	1:32.069	8	9	0.489	0.098	92.12
4	74	Alan VENTERS	Caterham Academy	1:32.461	6	9	0.881	0.392	91.73
5	78	Guy BERRYMAN	Caterham Academy	1:32.872	9	9	1.292	0.411	91.32
6	28	Craig MENZIES	Caterham Academy	1:33.007	4	9	1.427	0.135	91.19
7	95	Tom POWER	Caterham Academy	1:33.120	9	9	1.540	0.113	91.08
8	4	Trevor CONWAY	Caterham Academy	1:33.137	9	9	1.557	0.017	91.06
9	99*	Gideon WILKINSON	Caterham Academy	1:33.390	5	9	1.810	0.253	90.81
10	46*	Luke FRYER	Caterham Academy	1:33.688	7	9	2.108	0.298	90.53
11	53	Nicholas SMITH	Caterham Academy	1:33.709	4	8	2.129	0.021	90.51
12	49	Glenn MOULE	Caterham Academy	1:33.718	8	9	2.138	0.009	90.50
13	8	Andy TATE	Caterham Academy	1:33.781	4	9	2.201	0.063	90.44
14	30	Matthew ROBINSON	Caterham Academy	1:34.803	5	8	3.223	1.022	89.46
15	40	Paul FARRELL	Caterham Academy	1:35.016	5	8	3.436	0.213	89.26
16	81	Craig ATKINS	Caterham Academy	1:35.590	2	8	4.010	0.574	88.72
17	51	Graham DODRIDGE	Caterham Academy	1:35.663	7	8	4.083	0.073	88.66
18	76	Simon BATTERBEE	Caterham Academy	1:36.305	4	8	4.725	0.642	88.07
19	13	David THORNTON	Caterham Academy	1:36.767	2	8	5.187	0.462	87.64
20	82	Jim CLARKE	Caterham Academy	1:37.399	4	8	5.819	0.632	87.08
21	90	Aki HUSSAIN	Caterham Academy	1:37.502	4	8	5.922	0.103	86.98
22	67	Simon OCKENDEN	Caterham Academy	1:40.346	6	8	8.766	2.844	84.52
23	20	David RAI	Caterham Academy	1:41.341	4	8	9.761	0.995	83.69

Cars 46 & 99 – Please fit a working transponder MSA Q12.2.1

Thruxton
Circuit Length = 2.3560 miles
Start: 10:17 Flag 10:32 End: 10:34

Weather / Track : Bright / Dry
These results are provisional until the conclusion of any judicial and technical matters.

Clerk Of Course :	Timekeeper :
-------------------	--------------

Results can be found at www.tsl-timing.com

Printed - 10:35 Saturday, 01 September 2018



Car Throttle Caterham Academy Championship - White Group

QUALIFYING - RACE 3 - LAP ANALYSIS

DIFF = Difference To Personal Best Lap

P1 92 Chris MOORE				
LAP	LAP TIME	DIFF	MPH	TIME OF DAY
1 -	1:32.279 (2)	0.699	91.91	10:20:43.269
2 -	1:32.324 (3)	0.744	91.86	10:22:15.593
3 -	1:34.018	2.438	90.21	10:23:49.611
4 -	1:33.482	1.902	90.72	10:25:23.093
5 -	1:32.373	0.793	91.81	10:26:55.466
6 -	1:35.157	3.577	89.13	10:28:30.623
7 -	1:31.580 (1)		92.61	10:30:02.203
8 -	1:34.914	3.334	89.36	10:31:37.117
9 -	1:33.535	1.955	90.67	10:33:10.652

P2 72 Dan PIPER				
LAP	LAP TIME	DIFF	MPH	TIME OF DAY
1 -	1:33.653	1.682	90.56	10:20:44.136
2 -	1:32.900	0.929	91.29	10:22:17.036
3 -	1:31.971 (1)		92.22	10:23:49.007
4 -	1:33.604	1.633	90.61	10:25:22.611
5 -	1:32.729 (3)	0.758	91.46	10:26:55.340
6 -	1:34.053	2.082	90.17	10:28:29.393
7 -	1:33.802	1.831	90.42	10:30:03.195
8 -	1:32.563 (2)	0.592	91.63	10:31:35.758
9 -	1:34.356	2.385	89.88	10:33:10.114

P3 77 Gregory MONKS				
LAP	LAP TIME	DIFF	MPH	TIME OF DAY
1 -	1:33.878	1.809	90.34	10:20:42.898
2 -	1:33.257	1.188	90.94	10:22:16.155
3 -	1:32.448 (2)	0.379	91.74	10:23:48.603
4 -	1:33.235	1.166	90.97	10:25:21.838
5 -	1:33.953	1.884	90.27	10:26:55.791
6 -	1:33.019	0.950	91.18	10:28:28.810
7 -	1:35.054	2.985	89.22	10:30:03.864
8 -	1:32.069 (1)		92.12	10:31:35.933
9 -	1:32.976 (3)	0.907	91.22	10:33:08.909

P4 74 Alan VENTERS				
LAP	LAP TIME	DIFF	MPH	TIME OF DAY
1 -	1:33.376	0.915	90.83	10:20:45.190
2 -	1:32.560 (3)	0.099	91.63	10:22:17.750
3 -	1:32.541 (2)	0.080	91.65	10:23:50.291
4 -	1:34.157	1.696	90.07	10:25:24.448
5 -	1:34.510	2.049	89.74	10:26:58.958
6 -	1:32.461 (1)		91.73	10:28:31.419
7 -	1:33.442	0.981	90.76	10:30:04.861
8 -	1:33.637	1.176	90.57	10:31:38.498
9 -	1:32.576	0.115	91.61	10:33:11.074

P5 78 Guy BERRYMAN				
LAP	LAP TIME	DIFF	MPH	TIME OF DAY
1 -	1:35.100	2.228	89.18	10:21:02.729
2 -	1:33.822 (3)	0.950	90.40	10:22:36.551
3 -	1:33.642 (2)	0.770	90.57	10:24:10.193
4 -	1:33.925	1.053	90.30	10:25:44.118
5 -	1:34.595	1.723	89.66	10:27:18.713
6 -	1:34.015	1.143	90.21	10:28:52.728
7 -	1:34.737	1.865	89.52	10:30:27.465
8 -	1:35.088	2.216	89.19	10:32:02.553
9 -	1:32.872 (1)		91.32	10:33:35.425

DIFF = Difference To Personal Best Lap

P6 28 Craig MENZIES				
LAP	LAP TIME	DIFF	MPH	TIME OF DAY
1 -	1:36.126	3.119	88.23	10:20:53.141
2 -	1:33.867 (3)	0.860	90.35	10:22:27.008
3 -	1:34.421	1.414	89.82	10:24:01.429
4 -	1:33.007 (1)		91.19	10:25:34.436
5 -	1:33.517 (2)	0.510	90.69	10:27:07.953
6 -	1:37.008	4.001	87.43	10:28:44.961
7 -	1:35.566	2.559	88.75	10:30:20.527
8 -	1:35.036	2.029	89.24	10:31:55.563
9 -	1:37.446	4.439	87.03	10:33:33.009

P7 95 Tom POWER				
LAP	LAP TIME	DIFF	MPH	TIME OF DAY
1 -	1:34.228	1.108	90.01	10:20:51.875
2 -	1:35.629	2.509	88.69	10:22:27.504
3 -	1:33.192 (3)	0.072	91.01	10:24:00.696
4 -	1:33.125 (2)	0.005	91.07	10:25:33.821
5 -	1:33.708	0.588	90.51	10:27:07.529
6 -	1:35.631	2.511	88.69	10:28:43.160
7 -	1:37.753	4.633	86.76	10:30:20.913
8 -	1:36.333	3.213	88.04	10:31:57.246
9 -	1:33.120 (1)		91.08	10:33:30.366

P8 4 Trevor CONWAY				
LAP	LAP TIME	DIFF	MPH	TIME OF DAY
1 -	1:33.628 (2)	0.491	90.58	10:20:52.367
2 -	1:35.455	2.318	88.85	10:22:27.822
3 -	1:33.874	0.737	90.35	10:24:01.696
4 -	1:33.789 (3)	0.652	90.43	10:25:35.485
5 -	1:35.900	2.763	88.44	10:27:11.385
6 -	1:35.947	2.810	88.39	10:28:47.332
7 -	1:34.974	1.837	89.30	10:30:22.306
8 -	1:35.802	2.665	88.53	10:31:58.108
9 -	1:33.137 (1)		91.06	10:33:31.245

P9 99 Gideon WILKINSON				
LAP	LAP TIME	DIFF	MPH	TIME OF DAY
1 -	1:34.524	1.134	89.72	10:20:48.736
2 -	1:33.803 (2)	0.413	90.41	10:22:22.539
3 -	1:34.250	0.860	89.99	10:23:56.789
4 -	1:38.195	4.805	86.37	10:25:34.984
5 -	1:33.390 (1)		90.81	10:27:08.374
6 -	1:34.357	0.967	89.88	10:28:42.731
7 -	1:41.130	7.740	83.86	10:30:23.861
8 -	1:36.371	2.981	88.01	10:32:00.232
9 -	1:34.165 (3)	0.775	90.07	10:33:34.397

P10 46 Luke FRYER				
LAP	LAP TIME	DIFF	MPH	TIME OF DAY
1 -	1:37.441	3.753	87.04	10:21:08.990
2 -	1:35.971	2.283	88.37	10:22:44.961
3 -	1:34.500	0.812	89.75	10:24:19.461
4 -	1:34.356 (3)	0.668	89.88	10:25:53.817
5 -	1:34.732	1.044	89.53	10:27:28.549
6 -	1:35.154	1.466	89.13	10:29:03.703
7 -	1:33.688 (1)		90.53	10:30:37.391
8 -	1:34.086 (2)	0.398	90.14	10:32:11.477
9 -	2:01.477	27.789	69.82	10:34:12.954

Weather / Track : Bright / Dry

Thruxton

Circuit Length = 2.3560 miles

Start: 10:17 Flag 10:32 End: 10:34

Car Throttle Caterham Academy Championship - White Group

QUALIFYING - RACE 3 - LAP ANALYSIS

DIFF = Difference To Personal Best Lap

P11 53 Nicholas SMITH				
LAP	LAP TIME	DIFF	MPH	TIME OF DAY
1 -	1:35.575	1.866	88.74	10:21:45.832
2 -	1:34.316	0.607	89.92	10:23:20.148
3 -	1:34.011 (2)	0.302	90.21	10:24:54.159
4 -	1:33.709 (1)		90.51	10:26:27.868
5 -	1:42.710	9.001	82.57	10:28:10.578
6 -	1:34.118 (3)	0.409	90.11	10:29:44.696
7 -	1:34.437	0.728	89.81	10:31:19.133
8 -	1:38.197	4.488	86.37	10:32:57.330

P12 49 Glenn MOULE				
LAP	LAP TIME	DIFF	MPH	TIME OF DAY
1 -	1:35.980	2.262	88.36	10:21:09.124
2 -	1:35.266	1.548	89.03	10:22:44.390
3 -	1:35.410	1.692	88.89	10:24:19.800
4 -	1:33.770 (2)	0.052	90.45	10:25:53.570
5 -	1:34.527	0.809	89.72	10:27:28.097
6 -	1:36.057	2.339	88.29	10:29:04.154
7 -	1:33.936 (3)	0.218	90.29	10:30:38.090
8 -	1:33.718 (1)		90.50	10:32:11.808
9 -	1:36.549	2.831	87.84	10:33:48.357

P13 8 Andy TATE				
LAP	LAP TIME	DIFF	MPH	TIME OF DAY
1 -	1:35.527	1.746	88.78	10:20:53.946
2 -	1:34.394 (3)	0.613	89.85	10:22:28.340
3 -	1:33.958 (2)	0.177	90.27	10:24:02.298
4 -	1:33.781 (1)		90.44	10:25:36.079
5 -	1:36.258	2.477	88.11	10:27:12.337
6 -	1:35.583	1.802	88.73	10:28:47.920
7 -	1:35.109	1.328	89.17	10:30:23.029
8 -	1:36.222	2.441	88.14	10:31:59.251
9 -	1:35.808	2.027	88.52	10:33:35.059

P14 30 Matthew ROBINSON				
LAP	LAP TIME	DIFF	MPH	TIME OF DAY
1 -	1:37.343	2.540	87.13	10:21:24.529
2 -	1:36.419	1.616	87.96	10:23:00.948
3 -	1:39.513	4.710	85.23	10:24:40.461
4 -	1:35.545 (3)	0.742	88.77	10:26:16.006
5 -	1:34.803 (1)		89.46	10:27:50.809
6 -	1:35.095 (2)	0.292	89.19	10:29:25.904
7 -	1:39.026	4.223	85.65	10:31:04.930
8 -	1:44.258	9.455	81.35	10:32:49.188

P15 40 Paul FARRELL				
LAP	LAP TIME	DIFF	MPH	TIME OF DAY
1 -	1:37.549	2.533	86.94	10:21:26.084
2 -	1:39.241	4.225	85.46	10:23:05.325
3 -	1:36.746	1.730	87.66	10:24:42.071
4 -	1:36.171	1.155	88.19	10:26:18.242
5 -	1:35.016 (1)		89.26	10:27:53.258
6 -	1:37.618	2.602	86.88	10:29:30.876
7 -	1:35.200 (2)	0.184	89.09	10:31:06.076
8 -	1:36.107 (3)	1.091	88.25	10:32:42.183

P16 81 Craig ATKINS				
LAP	LAP TIME	DIFF	MPH	TIME OF DAY
1 -	1:37.549	2.533	86.94	10:21:26.084
2 -	1:39.241	4.225	85.46	10:23:05.325
3 -	1:36.746	1.730	87.66	10:24:42.071
4 -	1:36.171	1.155	88.19	10:26:18.242
5 -	1:35.016 (1)		89.26	10:27:53.258
6 -	1:37.618	2.602	86.88	10:29:30.876
7 -	1:35.200 (2)	0.184	89.09	10:31:06.076
8 -	1:36.107 (3)	1.091	88.25	10:32:42.183

DIFF = Difference To Personal Best Lap

1 -	1:36.387 (3)	0.797	87.99	10:21:12.977
2 -	1:35.590 (1)		88.72	10:22:48.567
3 -	1:44.337	8.747	81.29	10:24:32.904
4 -	1:37.590	2.000	86.91	10:26:10.494
5 -	1:38.232	2.642	86.34	10:27:48.726
6 -	1:35.850 (2)	0.260	88.48	10:29:24.576
7 -	1:37.063	1.473	87.38	10:31:01.639
8 -	1:39.265	3.675	85.44	10:32:40.904

P17 51 Graham DODRIDGE				
LAP	LAP TIME	DIFF	MPH	TIME OF DAY
1 -	1:38.684	3.021	85.94	10:21:09.864
2 -	1:37.227 (2)	1.564	87.23	10:22:47.091
3 -	1:45.436	9.773	80.44	10:24:32.527
4 -	1:37.652	1.989	86.85	10:26:10.179
5 -	1:37.886	2.223	86.64	10:27:48.065
6 -	1:37.443 (3)	1.780	87.04	10:29:25.508
7 -	1:35.663 (1)		88.66	10:31:01.171
8 -	1:39.107	3.444	85.58	10:32:40.278

P18 76 Simon BATTERBEE				
LAP	LAP TIME	DIFF	MPH	TIME OF DAY
1 -	1:37.253 (3)	0.948	87.21	10:21:32.221
2 -	1:36.328 (2)	0.023	88.04	10:23:08.549
3 -	1:38.016	1.711	86.53	10:24:46.565
4 -	1:36.305 (1)		88.07	10:26:22.870
5 -	1:38.184	1.879	86.38	10:28:01.054
6 -	1:37.489	1.184	87.00	10:29:38.543
7 -	1:37.613	1.308	86.89	10:31:16.156
8 -	1:40.697	4.392	84.22	10:32:56.853

P19 13 David THORNTON				
LAP	LAP TIME	DIFF	MPH	TIME OF DAY
1 -	1:38.788	2.021	85.85	10:21:28.771
2 -	1:36.767 (1)		87.64	10:23:05.538
3 -	1:38.162	1.395	86.40	10:24:43.700
4 -	1:37.403 (2)	0.636	87.07	10:26:21.103
5 -	1:38.499	1.732	86.10	10:27:59.602
6 -	1:37.575 (3)	0.808	86.92	10:29:37.177
7 -	1:40.523	3.756	84.37	10:31:17.700
8 -	1:39.406	2.639	85.32	10:32:57.106

P20 82 Jim CLARKE				
LAP	LAP TIME	DIFF	MPH	TIME OF DAY
1 -	1:37.922 (2)	0.523	86.61	10:21:24.828
2 -	1:39.387	1.988	85.33	10:23:04.215
3 -	1:38.308 (3)	0.909	86.27	10:24:42.523
4 -	1:37.399 (1)		87.08	10:26:19.922
5 -	1:38.966	1.567	85.70	10:27:58.888
6 -	1:38.658	1.259	85.96	10:29:37.546
7 -	1:38.343	0.944	86.24	10:31:15.889
8 -	1:40.455	3.056	84.43	10:32:56.344

P21 90 Aki HUSSAIN				
LAP	LAP TIME	DIFF	MPH	TIME OF DAY
1 -	1:40.901	3.399	84.05	10:21:19.754
2 -	1:40.920	3.418	84.04	10:23:00.674
3 -	1:41.107	3.605	83.88	10:24:41.781
4 -	1:37.502 (1)		86.98	10:26:19.283
5 -	1:41.219	3.717	83.79	10:28:00.502

Weather / Track : Bright / Dry

Thruxton
Circuit Length = 2.3560 miles
Start: 10:17 Flag 10:32 End: 10:34

Car Throttle Caterham Academy Championship - White Group

QUALIFYING - RACE 3 - LAP ANALYSIS

DIFF = Difference To Personal Best Lap

6 -	1:38.394 (2)	0.892	86.20	10:29:38.896
7 -	1:39.621	2.119	85.13	10:31:18.517
8 -	1:39.091 (3)	1.589	85.59	10:32:57.608


P22 67 Simon OCKENDEN				
LAP	LAP TIME	DIFF	MPH	TIME OF DAY
1 -	1:53.887	13.541	74.47	10:21:57.354
2 -	1:43.670	3.324	81.81	10:23:41.024
3 -	1:43.082	2.736	82.28	10:25:24.106
4 -	1:42.832	2.486	82.48	10:27:06.938
5 -	1:42.442	2.096	82.79	10:28:49.380
6 -	1:40.346 (1)		84.52	10:30:29.726
7 -	1:41.228 (3)	0.882	83.78	10:32:10.954
8 -	1:40.749 (2)	0.403	84.18	10:33:51.703

P23 20 David RAI				
LAP	LAP TIME	DIFF	MPH	TIME OF DAY
1 -	1:48.857	7.516	77.91	10:21:21.895
2 -	1:44.455	3.114	81.19	10:23:06.350
3 -	1:43.507 (2)	2.166	81.94	10:24:49.857
4 -	1:41.341 (1)		83.69	10:26:31.198
5 -	1:44.252 (3)	2.911	81.35	10:28:15.450
6 -	2:05.124	23.783	67.78	10:30:20.574
7 -	1:44.624	3.283	81.06	10:32:05.198
8 -	2:09.491	28.150	65.49	10:34:14.689

Car Throttle Caterham Academy Championship - White Group
RACE 3 - GRID (20 minutes)

ROW 12	23	1:41.341	20	David RAI				
ROW 11	21	1:37.502	90	Aki HUSSAIN	22	1:40.346	67	Simon OCKENDEN
ROW 10	19	1:36.767	13	David THORNTON	20	1:37.399	82	Jim CLARKE
ROW 9	17	1:35.663	51	Graham DODRIDGE	18	1:36.305	76	Simon BATTERBEE
ROW 8	15	1:35.016	40	Paul FARRELL	16	1:35.590	81	Craig ATKINS
ROW 7	13	1:33.781	8	Andy TATE	14	1:34.803	30	Matthew ROBINSON
ROW 6	11	1:33.709	53	Nicholas SMITH	12	1:33.718	49	Glenn MOULE
ROW 5	9	1:33.390	99	Gideon WILKINSON	10	1:33.688	46	Luke FRYER
ROW 4	7	1:33.120	95	Tom POWER	8	1:33.137	4	Trevor CONWAY
ROW 3	5	1:32.872	78	Guy BERRYMAN	6	1:33.007	28	Craig MENZIES
ROW 2	3	1:32.069	77	Gregory MONKS	4	1:32.461	74	Alan VENTERS
ROW 1	1	1:31.580	92	Chris MOORE	2	1:31.971	72	Dan PIPER

Pole



Thruxton
 Circuit Length = 2.3560 miles

These results are provisional until the conclusion of any judicial and technical matters.

Clerk Of Course :	Timekeeper :
-------------------	--------------

Results can be found at www.tsl-timing.com

Printed - 10:37 Saturday, 01 September 2018



Car Throttle Caterham Academy Championship - White Group

RACE 3 - CLASSIFICATION

POS	NO	NAME	ENTRY	LAPS	TIME	GAP	DIFF	MPH	BEST	ON
1	92	Chris MOORE	Caterham Academy	13	20:29.529			89.67	1:32.680	13
2	77	Gregory MONKS	Caterham Academy	13	20:29.787	0.258	0.258	89.65	1:32.435	3
3	72	Dan PIPER	Caterham Academy	13	20:29.977	0.448	0.190	89.64	1:32.141	4
4	95	Tom POWER	Caterham Academy	13	20:30.891	1.362	0.914	89.57	1:31.941	4
5	78	Guy BERRYMAN	Caterham Academy	13	20:31.216	1.687	0.325	89.55	1:32.182	4
6	28	Craig MENZIES	Caterham Academy	13	20:31.686	2.157	0.470	89.52	1:32.483	4
7	74	Alan VENTERS	Caterham Academy	13	20:37.888	8.359	6.202	89.07	1:32.730	3
8	53	Nicholas SMITH	Caterham Academy	13	20:47.616	18.087	9.728	88.37	1:33.104	5
9	4	Trevor CONWAY	Caterham Academy	13	20:47.674	18.145	0.058	88.37	1:33.470	3
10	99	Gideon WILKINSON	Caterham Academy	13	20:58.929	29.400	11.255	87.58	1:32.994	5
11	40	Paul FARRELL	Caterham Academy	13	21:13.104	43.575	14.175	86.60	1:35.343	10
12	30	Matthew ROBINSON	Caterham Academy	13	21:13.855	44.326	0.751	86.55	1:35.148	9
13	51	Graham DODRIDGE	Caterham Academy	13	21:16.177	46.648	2.322	86.39	1:35.386	9
14	82	Jim CLARKE	Caterham Academy	13	21:27.447	57.918	11.270	85.64	1:36.302	2
15	90	Aki HUSSAIN	Caterham Academy	13	21:28.545	59.016	1.098	85.57	1:36.400	11
16	13	David THORNTON	Caterham Academy	13	21:28.683	59.154	0.138	85.56	1:36.428	11
17	81	Craig ATKINS	Caterham Academy	13	21:29.212	59.683	0.529	85.52	1:34.953	5
18	8	Andy TATE	Caterham Academy	13	21:29.331	59.802	0.119	85.51	1:35.073	11
19	67	Simon OCKENDEN	Caterham Academy	12	21:00.578	1 Lap	1 Lap	80.74	1:42.664	3
20	20	David RAI	Caterham Academy	12	21:12.163	1 Lap	11.585	80.00	1:43.993	7

NOT CLASSIFIED

DNF	49	Glenn MOULE	Caterham Academy	6	9:36.713	7 Laps	6 Laps	88.24	1:33.351	4
DNF	46	Luke FRYER	Caterham Academy	0						
DNF	76	Simon BATTERBEE	Caterham Academy	0						

FASTEST LAP

95	Tom POWER	Caterham Academy	4	1:31.941	92.25 mph	148.46 kph
----	-----------	------------------	---	----------	-----------	------------

Thruxton

Circuit Length = 2.3560 miles

Start: 15:04 Flag 15:25 End: 15:26

Weather / Track : Bright / Dry

These results are provisional until the conclusion of any judicial and technical matters.

Clerk Of Course :	Timekeeper :
-------------------	--------------

Results can be found at www.tsl-timing.com

Printed - 15:26 Saturday, 01 September 2018



Car Throttle Caterham Academy Championship - White Group

RACE 3 - LAP CHART

LAP 1 @ 15:06:29.574			LAP 2 @ 15:08:03.545			LAP 3 @ 15:09:36.434			LAP 4 @ 15:11:09.476			LAP 5 @ 15:12:43.199		
NO	BEHIND	LAP TIME	NO	BEHIND	LAP TIME	NO	BEHIND	LAP TIME	NO	BEHIND	LAP TIME	NO	BEHIND	LAP TIME
92		1:38.907	92		1:33.971	92		1:32.889	77		1:32.653	77		1:33.723
72	0.785	1:39.692	77	0.843	1:33.815	77	0.389	1:32.435	92	0.187	1:33.229	92	0.390	1:33.926
77	0.999	1:39.906	78	1.461	1:33.621	78	1.512	1:32.940	78	0.652	1:32.182	78	0.816	1:33.887
78	1.811	1:40.718	72	1.912	1:35.098	72	2.046	1:33.023	72	1.145	1:32.141	72	1.480	1:34.058
74	2.090	1:40.997	74	2.921	1:34.802	74	2.762	1:32.730	95	1.739	1:31.941	95	1.613	1:33.597
95	2.654	1:41.561	95	3.109	1:34.426	95	2.840	1:32.620	74	2.551	1:32.831	74	1.979	1:33.151
28	2.831	1:41.738	28	3.346	1:34.486	28	3.674	1:33.217	28	3.115	1:32.483	28	2.472	1:33.080
99	4.979	1:43.886	4	6.420	1:34.691	4	7.001	1:33.470	4	8.220	1:34.261	4	8.860	1:34.363
4	5.700	1:44.607	99	7.122	1:36.114	99	8.238	1:34.005	49	9.179	1:33.351	49	8.988	1:33.532
49	5.836	1:44.743	49	7.332	1:35.467	49	8.870	1:34.427	49	9.942	1:34.746	99	9.213	1:32.994
40	7.673	1:46.580	53	9.527	1:35.661	53	10.018	1:33.380	53	10.125	1:33.149	53	9.506	1:33.104
53	7.837	1:46.744	30	12.352	1:37.250	40	17.083	1:37.487	40	22.261	1:38.220	40	26.767	1:38.229
30	9.073	1:47.980	40	12.485	1:38.783	30	17.738	1:38.275	30	22.929	1:38.233	30	27.075	1:37.869
8	11.495	1:50.402	8	14.517	1:36.993	8	18.282	1:36.654	82	24.890	1:37.695	51	27.924	1:36.573
90	12.088	1:50.995	82	16.037	1:36.302	82	20.237	1:37.089	51	25.074	1:37.144	82	28.540	1:37.373
82	13.706	1:52.613	90	17.501	1:39.384	51	20.972	1:36.359	8	25.593	1:40.353	8	28.648	1:36.778
51	14.880	1:53.787	51	17.502	1:36.593	90	22.382	1:37.770	90	27.641	1:38.301	90	32.475	1:38.557
67	15.870	1:54.777	13	21.259	1:39.224	13	25.863	1:37.493	13	30.104	1:37.283	13	33.643	1:37.262
13	16.006	1:54.913	67	26.554	1:44.655	81	31.310	1:37.347	81	34.297	1:36.029	81	35.527	1:34.953
20	16.260	1:55.167	81	26.852	1:42.418	67	36.329	1:42.664	67	45.985	1:42.698	67	55.246	1:42.984
81	18.405	1:57.312	20	29.899	1:47.610	20	41.107	1:44.097	20	52.557	1:44.492	20	1:03.944	1:45.110

Weather / Track : Bright / Dry

Thruxton
Circuit Length = 2.3560 miles
Start: 15:04 Flag 15:25 End: 15:26

Car Throttle Caterham Academy Championship - White Group

RACE 3 - LAP CHART

LAP 6 @ 15:14:16.390			LAP 7 @ 15:15:50.083			LAP 8 @ 15:17:25.732			LAP 9 @ 15:18:59.881			LAP 10 @ 15:20:35.312		
NO	BEHIND	LAP TIME	NO	BEHIND	LAP TIME	NO	BEHIND	LAP TIME	NO	BEHIND	LAP TIME	NO	BEHIND	LAP TIME
92		1:32.801	92		1:33.693	92		1:35.649	78		1:33.545	95		1:35.165
77	0.294	1:33.485	78	0.091	1:32.934	95	0.277	1:34.642	20	1 Lap	1:44.210	78	0.780	1:36.211
78	0.850	1:33.225	77	0.197	1:33.596	78	0.604	1:36.162	95	0.266	1:34.138	72	1.045	1:35.826
72	1.335	1:33.046	72	0.281	1:32.639	72	0.895	1:36.263	72	0.650	1:33.904	77	1.655	1:35.647
95	1.668	1:33.246	95	1.284	1:33.309	77	1.095	1:36.547	28	1.298	1:33.926	28	1.815	1:35.948
74	2.026	1:33.238	28	3.476	1:34.700	28	1.521	1:33.694	77	1.439	1:34.493	92	1.816	1:34.955
28	2.469	1:33.188	74	4.489	1:36.156	74	2.172	1:33.332	92	2.292	1:36.441	74	2.094	1:35.196
49	10.990	1:35.193	53	14.079	1:35.865	53	13.816	1:35.386	74	2.329	1:34.306	20	1 Lap	1:45.317
4	11.459	1:35.790	4	14.680	1:36.914	4	14.201	1:35.170	4	14.704	1:34.652	4	13.342	1:34.069
99	11.786	1:35.764	99	25.289	1:47.196	99	25.851	1:36.211	53	15.680	1:36.013	53	14.608	1:34.359
53	11.907	1:35.592	40	34.244	1:35.831	40	34.387	1:35.792	99	26.449	1:34.747	99	26.379	1:35.361
40	32.106	1:38.530	51	35.143	1:36.429	51	35.798	1:36.304	40	36.098	1:35.860	40	36.010	1:35.343
51	32.407	1:37.674	30	35.466	1:36.198	30	36.211	1:36.394	51	37.035	1:35.386	51	38.887	1:37.283
30	32.961	1:39.077	82	36.695	1:36.371	82	39.067	1:38.021	30	37.210	1:35.148	30	39.092	1:37.313
82	34.017	1:38.668	8	36.824	1:36.146	8	39.205	1:38.030	81	44.666	1:35.251	82	47.667	1:38.307
8	34.371	1:38.914	90	41.894	1:37.876	81	43.564	1:37.080	82	44.791	1:39.873	81	47.928	1:38.693
90	37.711	1:38.427	81	42.133	1:37.229	90	44.916	1:38.671	90	48.679	1:37.912	90	50.311	1:37.063
13	37.895	1:37.443	13	42.626	1:38.424	13	45.390	1:38.413	13	49.049	1:37.808	13	50.823	1:37.205
81	38.597	1:36.261	67	1:16.132	1:43.590	67	1:24.580	1:44.097	8	51.749	1:46.693	8	52.823	1:36.505
67	1:06.235	1:44.180	20	1:25.627	1:43.993				67	1:33.666	1:43.235			
20	1:15.327	1:44.574												

Weather / Track : Bright / Dry

Thruxton
Circuit Length = 2.3560 miles
Start: 15:04 Flag 15:25 End: 15:26

Car Throttle Caterham Academy Championship - White Group

RACE 3 - LAP CHART

LAP 11 @ 15:22:12.007			LAP 12 @ 15:23:47.100			LAP 13 @ 15:25:20.196		
NO	BEHIND	LAP TIME	NO	BEHIND	LAP TIME	NO	BEHIND	LAP TIME
95		1:36.695	72		1:34.956	92		1:32.680
72	0.137	1:35.787	92	0.416	1:34.870	77	0.258	1:32.621
78	0.372	1:36.287	77	0.733	1:35.062	72	0.448	1:33.544
92	0.639	1:35.518	95	1.183	1:36.276	95	1.362	1:33.275
77	0.764	1:35.804	78	1.610	1:36.331	78	1.687	1:33.173
28	0.946	1:35.826	28	1.862	1:36.009	28	2.157	1:33.391
74	7.198	1:41.799	74	6.988	1:34.883	74	8.359	1:34.467
67	1 Lap	1:48.003	53	13.096	1:34.411	53	18.087	1:38.087
4	13.171	1:36.524	4	13.227	1:35.149	4	18.145	1:38.014
53	13.778	1:35.865	67	1 Lap	1:45.295	99	29.400	1:36.132
20	1 Lap	1:46.299	99	26.364	1:36.215	67	1 Lap	1:44.400
99	25.242	1:35.558	20	1 Lap	1:45.530	20	1 Lap	1:45.764
40	35.424	1:36.109	40	38.275	1:37.944	40	43.575	1:38.396
51	40.201	1:38.009	51	41.332	1:36.224	30	44.326	1:35.963
30	40.713	1:38.316	30	41.459	1:35.839	51	46.648	1:38.412
82	48.250	1:37.278	82	52.201	1:39.044	82	57.918	1:38.813
90	50.016	1:36.400	90	53.827	1:38.904	90	59.016	1:38.285
13	50.556	1:36.428	13	54.577	1:39.114	13	59.154	1:37.673
8	51.201	1:35.073	8	55.267	1:39.159	81	59.683	1:36.381
81	55.668	1:44.435	81	56.398	1:35.823	8	59.802	1:37.631

Weather / Track : Bright / Dry

Results can be found at www.tsl-timing.com

Page 3 of 3

Thrupton
 Circuit Length = 2.3560 miles
 Start: 15:04 Flag 15:25 End: 15:26

Printed - 15:29 Saturday, 01 September 2018

Car Throttle Caterham Academy Championship - White Group

RACE 3 - LAP ANALYSIS

DIFF = Difference To Personal Best Lap

P1 92 Chris MOORE				
LAP	LAP TIME	DIFF	MPH	TIME OF DAY
1 -	1:38.907	6.227	85.75	15:06:29.574
2 -	1:33.971	1.291	90.25	15:08:03.545
3 -	1:32.889 (3)	0.209	91.30	15:09:36.434
4 -	1:33.229	0.549	90.97	15:11:09.663
5 -	1:33.926	1.246	90.30	15:12:43.589
6 -	1:32.801 (2)	0.121	91.39	15:14:16.390
7 -	1:33.693	1.013	90.52	15:15:50.083
8 -	1:35.649	2.969	88.67	15:17:25.732
9 -	1:36.441	3.761	87.94	15:19:02.173
10 -	1:34.955	2.275	89.32	15:20:37.128
11 -	1:35.518	2.838	88.79	15:22:12.646
12 -	1:34.870	2.190	89.40	15:23:47.516
13 -	1:32.680 (1)		91.51	15:25:20.196

P2 77 Gregory MONKS				
LAP	LAP TIME	DIFF	MPH	TIME OF DAY
1 -	1:39.906	7.471	84.89	15:06:30.573
2 -	1:33.815	1.380	90.40	15:08:04.388
3 -	1:32.435 (1)		91.75	15:09:36.823
4 -	1:32.653 (3)	0.218	91.54	15:11:09.476
5 -	1:33.723	1.288	90.49	15:12:43.199
6 -	1:33.485	1.050	90.72	15:14:16.684
7 -	1:33.596	1.161	90.61	15:15:50.280
8 -	1:36.547	4.112	87.84	15:17:26.827
9 -	1:34.493	2.058	89.75	15:19:01.320
10 -	1:35.647	3.212	88.67	15:20:36.967
11 -	1:35.804	3.369	88.53	15:22:12.771
12 -	1:35.062	2.627	89.22	15:23:47.833
13 -	1:32.621 (2)	0.186	91.57	15:25:20.454

P3 72 Dan PIPER				
LAP	LAP TIME	DIFF	MPH	TIME OF DAY
1 -	1:39.692	7.551	85.07	15:06:30.359
2 -	1:35.098	2.957	89.18	15:08:05.457
3 -	1:33.023 (3)	0.882	91.17	15:09:38.480
4 -	1:32.141 (1)		92.05	15:11:10.621
5 -	1:34.058	1.917	90.17	15:12:44.679
6 -	1:33.046	0.905	91.15	15:14:17.725
7 -	1:32.639 (2)	0.498	91.55	15:15:50.364
8 -	1:36.263	4.122	88.10	15:17:26.627
9 -	1:33.904	1.763	90.32	15:19:00.531
10 -	1:35.826	3.685	88.51	15:20:36.357
11 -	1:35.787	3.646	88.54	15:22:12.144
12 -	1:34.956	2.815	89.32	15:23:47.100
13 -	1:33.544	1.403	90.66	15:25:20.644

P4 95 Tom POWER				
LAP	LAP TIME	DIFF	MPH	TIME OF DAY
1 -	1:41.561	9.620	83.51	15:06:32.228
2 -	1:34.426	2.485	89.82	15:08:06.654
3 -	1:32.620 (2)	0.679	91.57	15:09:39.274
4 -	1:31.941 (1)		92.25	15:11:11.215
5 -	1:33.597	1.656	90.61	15:12:44.812
6 -	1:33.246 (3)	1.305	90.95	15:14:18.058
7 -	1:33.309	1.368	90.89	15:15:51.367
8 -	1:34.642	2.701	89.61	15:17:26.009
9 -	1:34.138	2.197	90.09	15:19:00.147
10 -	1:35.165	3.224	89.12	15:20:35.312
11 -	1:36.695	4.754	87.71	15:22:12.007

DIFF = Difference To Personal Best Lap

12 -	1:36.276	4.335	88.09	15:23:48.283
13 -	1:33.275	1.334	90.93	15:25:21.558

P5 78 Guy BERRYMAN				
LAP	LAP TIME	DIFF	MPH	TIME OF DAY
1 -	1:40.718	8.536	84.21	15:06:31.385
2 -	1:33.621	1.439	90.59	15:08:05.006
3 -	1:32.940 (3)	0.758	91.25	15:09:37.946
4 -	1:32.182 (1)		92.00	15:11:10.128
5 -	1:33.887	1.705	90.33	15:12:44.015
6 -	1:33.225	1.043	90.98	15:14:17.240
7 -	1:32.934 (2)	0.752	91.26	15:15:50.174
8 -	1:36.162	3.980	88.20	15:17:26.336
9 -	1:33.545	1.363	90.66	15:18:59.881
10 -	1:36.211	4.029	88.15	15:20:36.092
11 -	1:36.287	4.105	88.08	15:22:12.379
12 -	1:36.331	4.149	88.04	15:23:48.710
13 -	1:33.173	0.991	91.03	15:25:21.883

P6 28 Craig MENZIES				
LAP	LAP TIME	DIFF	MPH	TIME OF DAY
1 -	1:41.738	9.255	83.36	15:06:32.405
2 -	1:34.486	2.003	89.76	15:08:06.891
3 -	1:33.217	0.734	90.98	15:09:40.108
4 -	1:32.483 (1)		91.70	15:11:12.591
5 -	1:33.080 (2)	0.597	91.12	15:12:45.671
6 -	1:33.188 (3)	0.705	91.01	15:14:18.859
7 -	1:34.700	2.217	89.56	15:15:53.559
8 -	1:33.694	1.211	90.52	15:17:27.253
9 -	1:33.926	1.443	90.30	15:19:01.179
10 -	1:35.948	3.465	88.39	15:20:37.127
11 -	1:35.826	3.343	88.51	15:22:12.953
12 -	1:36.009	3.526	88.34	15:23:48.962
13 -	1:33.391	0.908	90.81	15:25:22.353

P7 74 Alan VENTERS				
LAP	LAP TIME	DIFF	MPH	TIME OF DAY
1 -	1:40.997	8.267	83.97	15:06:31.664
2 -	1:34.802	2.072	89.46	15:08:06.466
3 -	1:32.730 (1)		91.46	15:09:39.196
4 -	1:32.831 (2)	0.101	91.36	15:11:12.027
5 -	1:33.151 (3)	0.421	91.05	15:12:45.178
6 -	1:33.238	0.508	90.96	15:14:18.416
7 -	1:36.156	3.426	88.20	15:15:54.572
8 -	1:33.332	0.602	90.87	15:17:27.904
9 -	1:34.306	1.576	89.93	15:19:02.210
10 -	1:35.196	2.466	89.09	15:20:37.406
11 -	1:41.799	9.069	83.31	15:22:19.205
12 -	1:34.883	2.153	89.39	15:23:54.088
13 -	1:34.467	1.737	89.78	15:25:28.555

P8 53 Nicholas SMITH				
LAP	LAP TIME	DIFF	MPH	TIME OF DAY
1 -	1:46.744	13.640	79.45	15:06:37.411
2 -	1:35.661	2.557	88.66	15:08:13.072
3 -	1:33.380 (3)	0.276	90.82	15:09:46.452
4 -	1:33.149 (2)	0.045	91.05	15:11:19.601
5 -	1:33.104 (1)		91.09	15:12:52.705
6 -	1:35.592	2.488	88.72	15:14:28.297
7 -	1:35.865	2.761	88.47	15:16:04.162
8 -	1:35.386	2.282	88.91	15:17:39.548

Weather / Track : Bright / Dry

Thruxton

Circuit Length = 2.3560 miles

Start: 15:04 Flag 15:25 End: 15:26

Car Throttle Caterham Academy Championship - White Group

RACE 3 - LAP ANALYSIS

DIFF = Difference To Personal Best Lap

9 -	1:36.013	2.909	88.33	15:19:15.561
10 -	1:34.359	1.255	89.88	15:20:49.920
11 -	1:35.865	2.761	88.47	15:22:25.785
12 -	1:34.411	1.307	89.83	15:24:00.196
13 -	1:38.087	4.983	86.47	15:25:38.283

P9 4 Trevor CONWAY

LAP	LAP TIME	DIFF	MPH	TIME OF DAY
1 -	1:44.607	11.137	81.08	15:06:35.274
2 -	1:34.691	1.221	89.57	15:08:09.965
3 -	1:33.470 (1)		90.74	15:09:43.435
4 -	1:34.261 (3)	0.791	89.98	15:11:17.696
5 -	1:34.363	0.893	89.88	15:12:52.059
6 -	1:35.790	2.320	88.54	15:14:27.849
7 -	1:36.914	3.444	87.51	15:16:04.763
8 -	1:35.170	1.700	89.12	15:17:39.933
9 -	1:34.652	1.182	89.60	15:19:14.585
10 -	1:34.069 (2)	0.599	90.16	15:20:48.654
11 -	1:36.524	3.054	87.87	15:22:25.178
12 -	1:35.149	1.679	89.14	15:24:00.327
13 -	1:38.014	4.544	86.53	15:25:38.341

P10 99 Gideon WILKINSON

LAP	LAP TIME	DIFF	MPH	TIME OF DAY
1 -	1:43.886	10.892	81.64	15:06:34.553
2 -	1:36.114	3.120	88.24	15:08:10.667
3 -	1:34.005 (2)	1.011	90.22	15:09:44.672
4 -	1:34.746 (3)	1.752	89.51	15:11:19.418
5 -	1:32.994 (1)		91.20	15:12:52.412
6 -	1:35.764	2.770	88.56	15:14:28.176
7 -	1:47.196	14.202	79.12	15:16:15.372
8 -	1:36.211	3.217	88.15	15:17:51.583
9 -	1:34.747	1.753	89.51	15:19:26.330
10 -	1:35.361	2.367	88.94	15:21:01.691
11 -	1:35.558	2.564	88.75	15:22:37.249
12 -	1:36.215	3.221	88.15	15:24:13.464
13 -	1:36.132	3.138	88.22	15:25:49.596

P11 40 Paul FARRELL

LAP	LAP TIME	DIFF	MPH	TIME OF DAY
1 -	1:46.580	11.237	79.57	15:06:37.247
2 -	1:38.783	3.440	85.86	15:08:16.030
3 -	1:37.487	2.144	87.00	15:09:53.517
4 -	1:38.220	2.877	86.35	15:11:31.737
5 -	1:38.229	2.886	86.34	15:13:09.966
6 -	1:38.530	3.187	86.08	15:14:48.496
7 -	1:35.831 (3)	0.488	88.50	15:16:24.327
8 -	1:35.792 (2)	0.449	88.54	15:18:00.119
9 -	1:35.860	0.517	88.47	15:19:35.979
10 -	1:35.343 (1)		88.95	15:21:11.322
11 -	1:36.109	0.766	88.24	15:22:47.431
12 -	1:37.944	2.601	86.59	15:24:25.375
13 -	1:38.396	3.053	86.19	15:26:03.771

P12 30 Matthew ROBINSON

LAP	LAP TIME	DIFF	MPH	TIME OF DAY
1 -	1:47.980	12.832	78.54	15:06:38.647
2 -	1:37.250	2.102	87.21	15:08:15.897
3 -	1:38.275	3.127	86.30	15:09:54.172
4 -	1:38.233	3.085	86.34	15:11:32.405
5 -	1:37.869	2.721	86.66	15:13:10.274

DIFF = Difference To Personal Best Lap

6 -	1:39.077	3.929	85.60	15:14:49.351
7 -	1:36.198	1.050	88.16	15:16:25.549
8 -	1:36.394	1.246	87.98	15:18:01.943
9 -	1:35.148 (1)		89.14	15:19:37.091
10 -	1:37.313	2.165	87.15	15:21:14.404
11 -	1:38.316	3.168	86.26	15:22:52.720
12 -	1:35.839 (2)	0.691	88.49	15:24:28.559
13 -	1:35.963 (3)	0.815	88.38	15:26:04.522

P13 51 Graham DODRIDGE

LAP	LAP TIME	DIFF	MPH	TIME OF DAY
1 -	1:53.787	18.401	74.53	15:06:44.454
2 -	1:36.593	1.207	87.80	15:08:21.047
3 -	1:36.359	0.973	88.02	15:09:57.406
4 -	1:37.144	1.758	87.30	15:11:34.550
5 -	1:36.573	1.187	87.82	15:13:11.123
6 -	1:37.674	2.288	86.83	15:14:48.797
7 -	1:36.429	1.043	87.95	15:16:25.226
8 -	1:36.304 (3)	0.918	88.07	15:18:01.530
9 -	1:35.386 (1)		88.91	15:19:36.916
10 -	1:37.283	1.897	87.18	15:21:14.199
11 -	1:38.009	2.623	86.53	15:22:52.208
12 -	1:36.224 (2)	0.838	88.14	15:24:28.432
13 -	1:38.412	3.026	86.18	15:26:06.844

P14 82 Jim CLARKE

LAP	LAP TIME	DIFF	MPH	TIME OF DAY
1 -	1:52.613	16.311	75.31	15:06:43.280
2 -	1:36.302 (1)		88.07	15:08:19.582
3 -	1:37.089 (3)	0.787	87.35	15:09:56.671
4 -	1:37.695	1.393	86.81	15:11:34.366
5 -	1:37.373	1.071	87.10	15:13:11.739
6 -	1:38.668	2.366	85.96	15:14:50.407
7 -	1:36.371 (2)	0.069	88.01	15:16:26.778
8 -	1:38.021	1.719	86.52	15:18:04.799
9 -	1:39.873	3.571	84.92	15:19:44.672
10 -	1:38.307	2.005	86.27	15:21:22.979
11 -	1:37.278	0.976	87.18	15:23:00.257
12 -	1:39.044	2.742	85.63	15:24:39.301
13 -	1:38.813	2.511	85.83	15:26:18.114

P15 90 Aki HUSSAIN

LAP	LAP TIME	DIFF	MPH	TIME OF DAY
1 -	1:50.995	14.595	76.41	15:06:41.662
2 -	1:39.384	2.984	85.34	15:08:21.046
3 -	1:37.770 (3)	1.370	86.75	15:09:58.816
4 -	1:38.301	1.901	86.28	15:11:37.117
5 -	1:38.557	2.157	86.05	15:13:15.674
6 -	1:38.427	2.027	86.17	15:14:54.101
7 -	1:37.876	1.476	86.65	15:16:31.977
8 -	1:38.671	2.271	85.95	15:18:10.648
9 -	1:37.912	1.512	86.62	15:19:48.560
10 -	1:37.063 (2)	0.663	87.38	15:21:25.623
11 -	1:36.400 (1)		87.98	15:23:02.023
12 -	1:38.904	2.504	85.75	15:24:40.927
13 -	1:38.285	1.885	86.29	15:26:19.212

P16 13 David THORNTON

LAP	LAP TIME	DIFF	MPH	TIME OF DAY
1 -	1:54.913	18.485	73.80	15:06:45.580
2 -	1:39.224	2.796	85.47	15:08:24.804

Thruxton

Circuit Length = 2.3560 miles

Start: 15:04 Flag 15:25 End: 15:26

Weather / Track : Bright / Dry

Car Throttle Caterham Academy Championship - White Group

RACE 3 - LAP ANALYSIS

DIFF = Difference To Personal Best Lap

3 -	1:37.493	1.065	86.99	15:10:02.297
4 -	1:37.283	0.855	87.18	15:11:39.580
5 -	1:37.262 (3)	0.834	87.20	15:13:16.842
6 -	1:37.443	1.015	87.04	15:14:54.285
7 -	1:38.424	1.996	86.17	15:16:32.709
8 -	1:38.413	1.985	86.18	15:18:11.122
9 -	1:37.808	1.380	86.71	15:19:48.930
10 -	1:37.205 (2)	0.777	87.25	15:21:26.135
11 -	1:36.428 (1)		87.95	15:23:02.563
12 -	1:39.114	2.686	85.57	15:24:41.677
13 -	1:37.673	1.245	86.83	15:26:19.350

P17 81 Craig ATKINS

LAP	LAP TIME	DIFF	MPH	TIME OF DAY
1 -	1:57.312	22.359	72.29	15:06:47.979
2 -	1:42.418	7.465	82.81	15:08:30.397
3 -	1:37.347	2.394	87.12	15:10:07.744
4 -	1:36.029	1.076	88.32	15:11:43.773
5 -	1:34.953 (1)		89.32	15:13:18.726
6 -	1:36.261	1.308	88.11	15:14:54.987
7 -	1:37.229	2.276	87.23	15:16:32.216
8 -	1:37.080	2.127	87.36	15:18:09.296
9 -	1:35.251 (2)	0.298	89.04	15:19:44.547
10 -	1:38.693	3.740	85.93	15:21:23.240
11 -	1:44.435	9.482	81.21	15:23:07.675
12 -	1:35.823 (3)	0.870	88.51	15:24:43.498
13 -	1:36.381	1.428	88.00	15:26:19.879

P18 8 Andy TATE

LAP	LAP TIME	DIFF	MPH	TIME OF DAY
1 -	1:50.402	15.329	76.82	15:06:41.069
2 -	1:36.993	1.920	87.44	15:08:18.062
3 -	1:36.654	1.581	87.75	15:09:54.716
4 -	1:40.353	5.280	84.51	15:11:35.069
5 -	1:36.778	1.705	87.63	15:13:11.847
6 -	1:38.914	3.841	85.74	15:14:50.761
7 -	1:36.146 (2)	1.073	88.21	15:16:26.907
8 -	1:38.030	2.957	86.52	15:18:04.937
9 -	1:46.693	11.620	79.49	15:19:51.630
10 -	1:36.505 (3)	1.432	87.88	15:21:28.135
11 -	1:35.073 (1)		89.21	15:23:03.208
12 -	1:39.159	4.086	85.53	15:24:42.367
13 -	1:37.631	2.558	86.87	15:26:19.998

P19 67 Simon OCKENDEN

LAP	LAP TIME	DIFF	MPH	TIME OF DAY
1 -	1:54.777	12.113	73.89	15:06:45.444
2 -	1:44.655	1.991	81.04	15:08:30.099
3 -	1:42.664 (1)		82.61	15:10:12.763
4 -	1:42.698 (2)	0.034	82.58	15:11:55.461
5 -	1:42.984 (3)	0.320	82.35	15:13:38.445
6 -	1:44.180	1.516	81.41	15:15:22.625
7 -	1:43.590	0.926	81.87	15:17:06.215
8 -	1:44.097	1.433	81.47	15:18:50.312
9 -	1:43.235	0.571	82.15	15:20:33.547
10 -	1:48.003	5.339	78.53	15:22:21.550
11 -	1:45.295	2.631	80.55	15:24:06.845
12 -	1:44.400	1.736	81.24	15:25:51.245

DIFF = Difference To Personal Best Lap

P20 20 David RAI				
LAP	LAP TIME	DIFF	MPH	TIME OF DAY
1 -	1:55.167	11.174	73.64	15:06:45.834
2 -	1:47.610	3.617	78.81	15:08:33.444
3 -	1:44.097 (2)	0.104	81.47	15:10:17.541
4 -	1:44.492	0.499	81.16	15:12:02.033
5 -	1:45.110	1.117	80.69	15:13:47.143
6 -	1:44.574	0.581	81.10	15:15:31.717
7 -	1:43.993 (1)		81.55	15:17:15.710
8 -	1:44.210 (3)	0.217	81.38	15:18:59.920
9 -	1:45.317	1.324	80.53	15:20:45.237
10 -	1:46.299	2.306	79.79	15:22:31.536
11 -	1:45.530	1.537	80.37	15:24:17.066
12 -	1:45.764	1.771	80.19	15:26:02.830

P21 49 Glenn MOULE

LAP	LAP TIME	DIFF	MPH	TIME OF DAY
1 -	1:44.743	11.392	80.97	15:06:35.410
2 -	1:35.467	2.116	88.84	15:08:10.877
3 -	1:34.427 (3)	1.076	89.82	15:09:45.304
4 -	1:33.351 (1)		90.85	15:11:18.655
5 -	1:33.532 (2)	0.181	90.68	15:12:52.187
6 -	1:35.193	1.842	89.09	15:14:27.380

Weather / Track : Bright / Dry

Thruxton
Circuit Length = 2.3560 miles
Start: 15:04 Flag 15:25 End: 15:26

Car Throttle Caterham Academy Championship - White Group

RACE 3 - POSITION CHART

No	Name	Lap													
		Pos	1	2	3	4	5	6	7	8	9	10	11	12	13
92	MOORE	1	92	92	92	77	77	92	92	92	78	95	95	72	92
72	PIPER	2	72	77	77	92	92	77	78	95	95	78	72	92	77
77	MONKS	3	77	78	78	78	78	78	77	78	72	72	78	77	72
74	VENTERS	4	78	72	72	72	72	72	72	28	77	92	95	95	
78	BERRYMAN	5	74	74	74	95	95	95	95	77	77	28	77	78	78
28	MENZIES	6	95	95	95	74	74	74	28	28	92	92	28	28	28
95	POWER	7	28	28	28	28	28	28	74	74	74	74	74	74	74
4	CONWAY	8	99	4	4	4	4	49	53	53	4	4	4	53	53
99	WILKINSON	9	4	99	99	49	49	4	4	4	53	53	53	4	4
46	FRYER	10	49	49	49	99	99	99	99	99	99	99	99	99	99
53	SMITH	11	40	53	53	53	53	53	40	40	40	40	40	40	40
49	MOULE	12	53	30	40	40	40	40	51	51	51	51	51	51	30
8	TATE	13	30	40	30	30	30	51	30	30	30	30	30	30	51
30	ROBINSON	14	8	8	8	82	51	30	82	82	81	82	82	82	82
40	FARRELL	15	90	82	82	51	82	82	8	8	82	81	90	90	90
81	ATKINS	16	82	90	51	8	8	8	90	81	90	90	13	13	13
51	DODRIDGE	17	51	51	90	90	90	90	81	90	13	13	8	8	81
76	BATTERBEE	18	67	13	13	13	13	13	13	13	8	8	81	81	8
13	THORNTON	19	13	67	81	81	81	81	67	67	67	67	67	67	
82	CLARKE	20	20	81	67	67	67	67	20	20	20	20	20	20	
90	HUSSAIN	21	81	20	20	20	20	20							
67	OCKENDEN	22													
20	RAI	23													

Weather / Track : Bright / Dry

Results can be found at www.tsl-timing.com

Thrupton
 Circuit Length = 2.3560 miles
 Start: 15:04 Flag 15:25 End: 15:26

Printed - 15:29 Saturday, 01 September 2018



Draper Tools Caterham Roadsport Championship

Thruxton Circuit

1st / 2nd September 2018



Results Provided by Timing Solutions Ltd
www.tsl-timing.com

Draper Tools Caterham Roadsport Championship
QUALIFYING - RACE 6 - CLASSIFICATION

POS	NO	NAME	ENTRY	TIME	ON	LAPS	GAP	DIFF	MPH
1	17	Tom ALLEN	Caterham Roadsport	1:29.796	7	12			94.45
2	25	Neil FRASER	Caterham Roadsport	1:30.280	1	12	0.484	0.484	93.94
3	77	Daniel FRENCH	Caterham Roadsport	1:30.351	11	12	0.555	0.071	93.87
4	36	Daniel HALSTEAD	Caterham Roadsport	1:30.466	4	12	0.670	0.115	93.75
5	88	James MCCALL	Caterham Roadsport	1:30.469	8	12	0.673	0.003	93.75
6	74*	Oli PRATT	Caterham Roadsport	1:30.499	9	12	0.703	0.030	93.72
7	19	Graham MACDONALD	Caterham Roadsport	1:30.568	1	12	0.772	0.069	93.64
8	80	Matt SHEPPARD	Caterham Roadsport	1:30.632	4	12	0.836	0.064	93.58
9	34*	Tommaso MANCUSO	Caterham Roadsport	1:30.717	2	12	0.921	0.085	93.49
10	4	Mark TREDWIN	Caterham Roadsport	1:30.898	6	12	1.102	0.181	93.30
11	8	John ISHERWOOD	Caterham Roadsport	1:31.114	12	12	1.318	0.216	93.08
12	12	Toby CLOWES	Caterham Roadsport	1:31.418	11	12	1.622	0.304	92.77
13	10	James GILMOUR	Caterham Roadsport	1:31.662	9	12	1.866	0.244	92.53
14	86	James DE LUSIGNAN	Caterham Roadsport	1:31.774	4	12	1.978	0.112	92.41
15	55	Ian KNIGHT	Caterham Roadsport	1:31.818	9	12	2.022	0.044	92.37
16	21	Jonny JARRATT	Caterham Roadsport	1:31.820	9	12	2.024	0.002	92.37
17	29	Alastair CURREY	Caterham Roadsport	1:31.831	9	12	2.035	0.011	92.36
18	95	Al MELTON	Caterham Roadsport	1:31.863	6	12	2.067	0.032	92.32
19	76	Richard CLEGG	Caterham Roadsport	1:32.207	6	12	2.411	0.344	91.98
20	9	Jimmy BEVAN	Caterham Roadsport	1:32.287	4	12	2.491	0.080	91.90
21	37	Tom PONTIN	Caterham Roadsport	1:32.437	3	11	2.641	0.150	91.75
22	72	Mark SMITH	Caterham Roadsport	1:33.310	2	12	3.514	0.873	90.89
23	60	Ralph JENNER	Caterham Roadsport	1:35.759	4	12	5.963	2.449	88.57
24	66*	Richard HILL	Caterham Roadsport	1:36.935	2	11	7.139	1.176	87.49
25	6	Neil WRIGHT	Caterham Roadsport	1:37.063	9	11	7.267	0.128	87.38
26	11	Adam HARRISON	Caterham Roadsport	1:37.775	10	11	7.979	0.712	86.74
27	3	James MURPHY	Caterham Roadsport			0			

Cars 36 & 66 – Please fit a working transponder MSA Q12.2.1
 No. 74 - 1 Lap time disallowed; exceeding track limits.

Thruxton
 Circuit Length = 2.3560 miles
 Start: 12:04 Flag 12:24 End: 12:25

Weather / Track : Bright / Dry
 These results are provisional until the conclusion of any judicial and technical matters.

Clerk Of Course :		Timekeeper :
-------------------	--	--------------

Results can be found at www.tsl-timing.com

Printed - 12:26 Saturday, 01 September 2018



Draper Tools Caterham Roadsport Championship

QUALIFYING - RACE 6 - LAP ANALYSIS

DIFF = Difference To Personal Best Lap

P1 17 Tom ALLEN				
LAP	LAP TIME	DIFF	MPH	TIME OF DAY
1 -	1:31.357	1.561	92.84	12:07:23.920
2 -	1:30.200 (2)	0.404	94.03	12:08:54.120
3 -	1:37.786	7.990	86.73	12:10:31.906
4 -	1:31.756	1.960	92.43	12:12:03.662
5 -	1:30.540 (3)	0.744	93.67	12:13:34.202
6 -	1:41.475	11.679	83.58	12:15:15.677
7 -	1:29.796 (1)		94.45	12:16:45.473 (1)
8 -	1:33.533	3.737	90.68	12:18:19.006
9 -	1:32.291	2.495	91.90	12:19:51.297
10 -	1:36.150	6.354	88.21	12:21:27.447
11 -	1:33.024	3.228	91.17	12:23:00.471
12 -	1:31.762	1.966	92.43	12:24:32.233

P2 25 Neil FRASER				
LAP	LAP TIME	DIFF	MPH	TIME OF DAY
1 -	1:30.280 (1)		93.94	12:07:46.578
2 -	1:32.021	1.741	92.17	12:09:18.599
3 -	1:30.684 (2)	0.404	93.52	12:10:49.283
4 -	1:32.315	2.035	91.87	12:12:21.598
5 -	1:32.312	2.032	91.87	12:13:53.910
6 -	1:31.939	1.659	92.25	12:15:25.849
7 -	1:31.916	1.636	92.27	12:16:57.765
8 -	1:33.197	2.917	91.00	12:18:30.962
9 -	1:30.707 (3)	0.427	93.50	12:20:01.669
10 -	1:32.170	1.890	92.02	12:21:33.839
11 -	1:32.776	2.496	91.42	12:23:06.615
12 -	1:31.488	1.208	92.70	12:24:38.103

P3 77 Daniel FRENCH				
LAP	LAP TIME	DIFF	MPH	TIME OF DAY
1 -	1:33.297	2.946	90.90	12:07:54.693
2 -	1:32.602	2.251	91.59	12:09:27.295
3 -	1:32.107	1.756	92.08	12:10:59.402
4 -	1:31.856	1.505	92.33	12:12:31.258
5 -	1:31.250	0.899	92.94	12:14:02.508
6 -	1:30.630 (2)	0.279	93.58	12:15:33.138
7 -	1:32.495	2.144	91.69	12:17:05.633
8 -	1:30.996	0.645	93.20	12:18:36.629
9 -	1:32.273	1.922	91.91	12:20:08.902
10 -	1:30.975 (3)	0.624	93.23	12:21:39.877
11 -	1:30.351 (1)		93.87	12:23:10.228
12 -	1:31.920	1.569	92.27	12:24:42.148

P4 36 Daniel HALSTEAD				
LAP	LAP TIME	DIFF	MPH	TIME OF DAY
1 -	1:33.821	3.355	90.40	12:07:22.736
2 -	1:30.623 (3)	0.157	93.59	12:08:53.359
3 -	1:39.395	8.929	85.33	12:10:32.754
4 -	1:30.466 (1)		93.75	12:12:03.220
5 -	1:32.244	1.778	91.94	12:13:35.464
6 -	1:41.132	10.666	83.86	12:15:16.596
7 -	1:30.991	0.525	93.21	12:16:47.587
8 -	1:30.921	0.455	93.28	12:18:18.508
9 -	1:30.607 (2)	0.141	93.60	12:19:49.115
10 -	1:39.266	8.800	85.44	12:21:28.381
11 -	1:30.870	0.404	93.33	12:22:59.251
12 -	1:31.700	1.234	92.49	12:24:30.951

DIFF = Difference To Personal Best Lap

P5 88 James MCCALL				
LAP	LAP TIME	DIFF	MPH	TIME OF DAY
1 -	1:32.144	1.675	92.04	12:07:23.427
2 -	1:31.077 (2)	0.608	93.12	12:08:54.504
3 -	1:34.019	3.550	90.21	12:10:28.523
4 -	1:33.141	2.672	91.06	12:12:01.664
5 -	1:35.458	4.989	88.85	12:13:37.122
6 -	1:34.185	3.716	90.05	12:15:11.307
7 -	1:35.610	5.141	88.71	12:16:46.917
8 -	1:30.469 (1)		93.75	12:18:17.386
9 -	1:32.743	2.274	91.45	12:19:50.129
10 -	1:33.891	3.422	90.33	12:21:24.020
11 -	1:31.888 (3)	1.419	92.30	12:22:55.908
12 -	1:36.012	5.543	88.33	12:24:31.920

P6 74 Oli PRATT				
LAP	LAP TIME	DIFF	MPH	TIME OF DAY
1 -	1:32.007	1.508	92.18	12:07:49.552
2 -	1:31.215 (3)	0.716	92.98	12:09:20.767
3 -	1:32.811 D	2.312	91.38	12:10:53.578
4 -	1:33.022	2.523	91.17	12:12:26.600
5 -	1:32.006	1.507	92.18	12:13:58.606
6 -	1:32.945	2.446	91.25	12:15:31.551
7 -	1:32.644	2.145	91.55	12:17:04.195
8 -	1:33.185	2.686	91.01	12:18:37.380
9 -	1:30.499 (1)		93.72	12:20:07.879
10 -	1:31.186 (2)	0.687	93.01	12:21:39.065
11 -	1:31.823	1.324	92.36	12:23:10.888
12 -	1:32.976	2.477	91.22	12:24:43.864

P7 19 Graham MACDONALD				
LAP	LAP TIME	DIFF	MPH	TIME OF DAY
1 -	1:30.568 (1)		93.64	12:07:20.842
2 -	1:34.259	3.691	89.98	12:08:55.101
3 -	1:34.428	3.860	89.82	12:10:29.529
4 -	1:32.718	2.150	91.47	12:12:02.247
5 -	1:33.931	3.363	90.29	12:13:36.178
6 -	1:38.204	7.636	86.36	12:15:14.382
7 -	1:31.416 (3)	0.848	92.78	12:16:45.798
8 -	1:32.044	1.476	92.14	12:18:17.842
9 -	1:31.326 (2)	0.758	92.87	12:19:49.168
10 -	1:36.437	5.869	87.94	12:21:25.605
11 -	1:31.437	0.869	92.75	12:22:57.042
12 -	1:33.584	3.016	90.63	12:24:30.626

P8 80 Matt SHEPPARD				
LAP	LAP TIME	DIFF	MPH	TIME OF DAY
1 -	1:32.276	1.644	91.91	12:07:21.832
2 -	1:32.436	1.804	91.75	12:08:54.268
3 -	1:36.208	5.576	88.15	12:10:30.476
4 -	1:30.632 (1)		93.58	12:12:01.108
5 -	1:37.144	6.512	87.30	12:13:38.252
6 -	1:35.237	4.605	89.05	12:15:13.489
7 -	1:33.943	3.311	90.28	12:16:47.432
8 -	1:34.292	3.660	89.95	12:18:21.724
9 -	1:32.042	1.410	92.14	12:19:53.766
10 -	1:33.083	2.451	91.11	12:21:26.849
11 -	1:31.342 (2)	0.710	92.85	12:22:58.191
12 -	1:31.710 (3)	1.078	92.48	12:24:29.901

Weather / Track : Bright / Dry

Thruxton

Circuit Length = 2.3560 miles

Start: 12:04 Flag 12:24 End: 12:25

Draper Tools Caterham Roadsport Championship

QUALIFYING - RACE 6 - LAP ANALYSIS

DIFF = Difference To Personal Best Lap

P9 34 Tommaso MANCUSO				
LAP	LAP TIME	DIFF	MPH	TIME OF DAY
1 -	1:32.367	1.650	91.82	12:07:57.081
2 -	1:30.717 (1)		93.49	12:09:27.798
3 -	1:32.486	1.769	91.70	12:11:00.284
4 -	1:31.658	0.941	92.53	12:12:31.942
5 -	1:31.545	0.828	92.64	12:14:03.487
6 -	1:30.913 (3)	0.196	93.29	12:15:34.400
7 -	1:32.147	1.430	92.04	12:17:06.547
8 -	1:32.011	1.294	92.18	12:18:38.558
9 -	1:32.462	1.745	91.73	12:20:11.020
10 -	1:36.166	5.449	88.19	12:21:47.186
11 -	1:32.228	1.511	91.96	12:23:19.414
12 -	1:30.836 (2)	0.119	93.37	12:24:50.250

P10 4 Mark TREDWIN				
LAP	LAP TIME	DIFF	MPH	TIME OF DAY
1 -	1:34.148	3.250	90.08	12:07:46.312
2 -	1:32.929	2.031	91.26	12:09:19.241
3 -	1:34.292	3.394	89.95	12:10:53.533
4 -	1:33.921	3.023	90.30	12:12:27.454
5 -	1:32.205 (3)	1.307	91.98	12:13:59.659
6 -	1:30.898 (1)		93.30	12:15:30.557
7 -	1:33.075	2.177	91.12	12:17:03.632
8 -	1:37.248	6.350	87.21	12:18:40.880
9 -	1:33.271	2.373	90.93	12:20:14.151
10 -	1:31.439 (2)	0.541	92.75	12:21:45.590
11 -	1:32.483	1.585	91.70	12:23:18.073
12 -	1:33.037	2.139	91.16	12:24:51.110

P11 8 John ISHERWOOD				
LAP	LAP TIME	DIFF	MPH	TIME OF DAY
1 -	1:35.069	3.955	89.21	12:07:54.368
2 -	1:34.287	3.173	89.95	12:09:28.655
3 -	1:32.284	1.170	91.90	12:11:00.939
4 -	1:32.172	1.058	92.01	12:12:33.111
5 -	1:32.053	0.939	92.13	12:14:05.164
6 -	1:32.826	1.712	91.37	12:15:37.990
7 -	1:32.436	1.322	91.75	12:17:10.426
8 -	1:31.616 (2)	0.502	92.57	12:18:42.042
9 -	1:34.329	3.215	89.91	12:20:16.371
10 -	1:32.428	1.314	91.76	12:21:48.799
11 -	1:31.997 (3)	0.883	92.19	12:23:20.796
12 -	1:31.114 (1)		93.08	12:24:51.910

P12 12 Toby CLOWES				
LAP	LAP TIME	DIFF	MPH	TIME OF DAY
1 -	1:35.109	3.691	89.17	12:07:32.874
2 -	1:32.591	1.173	91.60	12:09:05.465
3 -	1:33.176	1.758	91.02	12:10:38.641
4 -	1:33.876	2.458	90.34	12:12:12.517
5 -	1:34.696	3.278	89.56	12:13:47.213
6 -	1:34.306	2.888	89.93	12:15:21.519
7 -	1:31.907 (2)	0.489	92.28	12:16:53.426
8 -	1:33.739	2.321	90.48	12:18:27.165
9 -	1:34.173	2.755	90.06	12:20:01.338
10 -	1:35.546	4.128	88.76	12:21:36.884
11 -	1:31.418 (1)		92.77	12:23:08.302
12 -	1:32.517 (3)	1.099	91.67	12:24:40.819

DIFF = Difference To Personal Best Lap

P13 10 James GILMOUR				
LAP	LAP TIME	DIFF	MPH	TIME OF DAY
1 -	1:33.792	2.130	90.43	12:07:31.152
2 -	1:34.861	3.199	89.41	12:09:06.013
3 -	1:32.825 (3)	1.163	91.37	12:10:38.838
4 -	1:34.528	2.866	89.72	12:12:13.366
5 -	1:32.507 (2)	0.845	91.68	12:13:45.873
6 -	1:34.375	2.713	89.87	12:15:20.248
7 -	1:33.246	1.584	90.95	12:16:53.494
8 -	1:35.020	3.358	89.26	12:18:28.514
9 -	1:31.662 (1)		92.53	12:20:00.176
10 -	1:35.038	3.376	89.24	12:21:35.214
11 -	1:33.775	2.113	90.44	12:23:08.989
12 -	1:33.465	1.803	90.74	12:24:42.454

P14 86 James DE LUSIGNAN				
LAP	LAP TIME	DIFF	MPH	TIME OF DAY
1 -	1:32.917	1.143	91.28	12:07:28.352
2 -	1:32.588	0.814	91.60	12:09:00.940
3 -	1:32.697	0.923	91.49	12:10:33.637
4 -	1:31.774 (1)		92.41	12:12:05.411
5 -	1:31.989 (2)	0.215	92.20	12:13:37.400
6 -	1:32.246 (3)	0.472	91.94	12:15:09.646
7 -	1:32.944	1.170	91.25	12:16:42.590
8 -	1:32.605	0.831	91.58	12:18:15.195
9 -	1:33.235	1.461	90.97	12:19:48.430
10 -	1:33.151	1.377	91.05	12:21:21.581
11 -	1:32.865	1.091	91.33	12:22:54.446
12 -	1:34.603	2.829	89.65	12:24:29.049

P15 55 Ian KNIGHT				
LAP	LAP TIME	DIFF	MPH	TIME OF DAY
1 -	1:34.202	2.384	90.03	12:07:35.386
2 -	1:32.142 (3)	0.324	92.04	12:09:07.528
3 -	1:31.960 (2)	0.142	92.23	12:10:39.488
4 -	1:33.506	1.688	90.70	12:12:12.994
5 -	1:33.709	1.891	90.51	12:13:46.703
6 -	1:32.522	0.704	91.67	12:15:19.225
7 -	1:34.069	2.251	90.16	12:16:53.294
8 -	1:34.484	2.666	89.76	12:18:27.778
9 -	1:31.818 (1)		92.37	12:19:59.596
10 -	1:35.213	3.395	89.08	12:21:34.809
11 -	1:33.776	1.958	90.44	12:23:08.585
12 -	1:32.930	1.112	91.26	12:24:41.515

P16 21 Jonny JARRATT				
LAP	LAP TIME	DIFF	MPH	TIME OF DAY
1 -	1:34.014	2.194	90.21	12:07:45.795
2 -	1:34.370	2.550	89.87	12:09:20.165
3 -	1:33.844	2.024	90.37	12:10:54.009
4 -	1:33.178	1.358	91.02	12:12:27.187
5 -	1:33.048	1.228	91.15	12:14:00.235
6 -	1:32.618 (2)	0.798	91.57	12:15:32.853
7 -	1:33.410	1.590	90.79	12:17:06.263
8 -	1:32.699 (3)	0.879	91.49	12:18:38.962
9 -	1:31.820 (1)		92.37	12:20:10.782
10 -	1:32.971	1.151	91.22	12:21:43.753
11 -	1:34.009	2.189	90.22	12:23:17.762
12 -	1:32.806	0.986	91.39	12:24:50.568

Weather / Track : Bright / Dry

Thruxton
Circuit Length = 2.3560 miles
Start: 12:04 Flag 12:24 End: 12:25

Draper Tools Caterham Roadsport Championship

QUALIFYING - RACE 6 - LAP ANALYSIS

DIFF = Difference To Personal Best Lap

P17 29 Alastair CURREY				
LAP	LAP TIME	DIFF	MPH	TIME OF DAY
1 -	1:33.960	2.129	90.26	12:07:47.939
2 -	1:32.970	1.139	91.22	12:09:20.909
3 -	1:33.593	1.762	90.62	12:10:54.502
4 -	1:33.612	1.781	90.60	12:12:28.114
5 -	1:32.755	0.924	91.44	12:14:00.869
6 -	1:31.944 (2)	0.113	92.24	12:15:32.813
7 -	1:34.228	2.397	90.01	12:17:07.041
8 -	1:32.606 (3)	0.775	91.58	12:18:39.647
9 -	1:31.831 (1)		92.36	12:20:11.478
10 -	1:54.849	23.018	73.85	12:22:06.327
11 -	1:36.831	5.000	87.59	12:23:43.158
12 -	1:33.773	1.942	90.44	12:25:16.931

P18 95 AI MELTON				
LAP	LAP TIME	DIFF	MPH	TIME OF DAY
1 -	1:34.032	2.169	90.19	12:07:59.439
2 -	1:33.142	1.279	91.06	12:09:32.581
3 -	1:32.417	0.554	91.77	12:11:04.998
4 -	1:32.050 (3)	0.187	92.14	12:12:37.048
5 -	1:32.655	0.792	91.53	12:14:09.703
6 -	1:31.863 (1)		92.32	12:15:41.566
7 -	1:33.260	1.397	90.94	12:17:14.826
8 -	1:32.808	0.945	91.38	12:18:47.634
9 -	1:32.265	0.402	91.92	12:20:19.899
10 -	1:32.488	0.625	91.70	12:21:52.387
11 -	1:31.999 (2)	0.136	92.19	12:23:24.386
12 -	1:45.428	13.565	80.44	12:25:09.814

P19 76 Richard CLEGG				
LAP	LAP TIME	DIFF	MPH	TIME OF DAY
1 -	1:33.728	1.521	90.49	12:07:42.250
2 -	1:34.019	1.812	90.21	12:09:16.269
3 -	1:33.602	1.395	90.61	12:10:49.871
4 -	1:33.134	0.927	91.06	12:12:23.005
5 -	1:32.998	0.791	91.20	12:13:56.003
6 -	1:32.207 (1)		91.98	12:15:28.210
7 -	1:32.532 (3)	0.325	91.66	12:17:00.742
8 -	1:32.500 (2)	0.293	91.69	12:18:33.242
9 -	1:32.556	0.349	91.63	12:20:05.798
10 -	1:32.677	0.470	91.51	12:21:38.475
11 -	1:33.891	1.684	90.33	12:23:12.366
12 -	1:34.504	2.297	89.74	12:24:46.870

P20 9 Jimmy BEVAN				
LAP	LAP TIME	DIFF	MPH	TIME OF DAY
1 -	1:32.923 (3)	0.636	91.27	12:08:01.597
2 -	1:32.482 (2)	0.195	91.71	12:09:34.079
3 -	1:33.265	0.978	90.94	12:11:07.344
4 -	1:32.287 (1)		91.90	12:12:39.631
5 -	1:52.178	19.891	75.60	12:14:31.809
6 -	1:35.552	3.265	88.76	12:16:07.361
7 -	1:33.895	1.608	90.33	12:17:41.256
8 -	1:33.039	0.752	91.16	12:19:14.295
9 -	1:34.696	2.409	89.56	12:20:48.991
10 -	1:34.717	2.430	89.54	12:22:23.708
11 -	1:33.235	0.948	90.97	12:23:56.943
12 -	1:34.305	2.018	89.93	12:25:31.248

DIFF = Difference To Personal Best Lap

P21 37 Tom PONTIN				
LAP	LAP TIME	DIFF	MPH	TIME OF DAY
1 -	1:35.027	2.590	89.25	12:07:55.590
2 -	1:33.720	1.283	90.49	12:09:29.310
3 -	1:32.437 (1)		91.75	12:11:01.747
4 -	1:32.776 (2)	0.339	91.42	12:12:34.523
5 -	1:33.683	1.246	90.53	12:14:08.206
6 -	1:33.752	1.315	90.46	12:15:41.958
7 -	2:00.525	28.088	70.37	12:17:42.483
8 -	1:33.055	0.618	91.14	12:19:15.538
9 -	1:32.970 (3)	0.533	91.22	12:20:48.508
10 -	1:59.856	27.419	70.76	12:22:48.364
11 -	1:44.358	11.921	81.27	12:24:32.722

P22 72 Mark SMITH				
LAP	LAP TIME	DIFF	MPH	TIME OF DAY
1 -	1:35.507	2.197	88.80	12:07:36.588
2 -	1:33.310 (1)		90.89	12:09:09.898
3 -	1:35.315	2.005	88.98	12:10:45.213
4 -	1:38.645	5.335	85.98	12:12:23.858
5 -	1:33.502 (2)	0.192	90.71	12:13:57.360
6 -	1:33.851	0.541	90.37	12:15:31.211
7 -	1:36.429	3.119	87.95	12:17:07.640
8 -	1:34.139	0.829	90.09	12:18:41.779
9 -	1:33.655 (3)	0.345	90.56	12:20:15.434
10 -	1:34.004	0.694	90.22	12:21:49.438
11 -	1:34.056	0.746	90.17	12:23:23.494
12 -	1:36.592	3.282	87.80	12:25:00.086

P23 60 Ralph JENNER				
LAP	LAP TIME	DIFF	MPH	TIME OF DAY
1 -	1:37.359	1.600	87.11	12:07:49.021
2 -	1:35.987 (3)	0.228	88.36	12:09:25.008
3 -	1:37.556	1.797	86.94	12:11:02.564
4 -	1:35.759 (1)		88.57	12:12:38.323
5 -	1:38.435	2.676	86.16	12:14:16.758
6 -	1:36.152	0.393	88.21	12:15:52.910
7 -	1:36.965	1.206	87.47	12:17:29.875
8 -	1:36.462	0.703	87.92	12:19:06.337
9 -	1:35.946 (2)	0.187	88.39	12:20:42.283
10 -	1:36.175	0.416	88.18	12:22:18.458
11 -	1:36.077	0.318	88.27	12:23:54.535
12 -	1:52.496 P	16.737	75.39	12:25:47.031

P24 66 Richard HILL				
LAP	LAP TIME	DIFF	MPH	TIME OF DAY
1 -	1:40.574	3.639	84.33	12:08:18.759
2 -	1:36.935 (1)		87.49	12:09:55.694
3 -	1:37.766 (2)	0.831	86.75	12:11:33.460
4 -	1:40.885	3.950	84.07	12:13:14.345
5 -	1:39.138	2.203	85.55	12:14:53.483
6 -	1:40.615	3.680	84.29	12:16:34.098
7 -	1:38.713	1.778	85.92	12:18:12.811
8 -	1:38.302 (3)	1.367	86.28	12:19:51.113
9 -	1:40.175	3.240	84.66	12:21:31.288
10 -	1:38.826	1.891	85.82	12:23:10.114
11 -	1:39.769	2.834	85.01	12:24:49.883

P25 6 Neil WRIGHT				
LAP	LAP TIME	DIFF	MPH	TIME OF DAY

Weather / Track : Bright / Dry

Thruxton
Circuit Length = 2.3560 miles
Start: 12:04 Flag 12:24 End: 12:25

Draper Tools Caterham Roadsport Championship

QUALIFYING - RACE 6 - LAP ANALYSIS


DIFF = Difference To Personal Best Lap

1 -	1:39.404	2.341	85.32	12:08:02.919
2 -	1:39.063	2.000	85.61	12:09:41.982
3 -	1:44.831	7.768	80.90	12:11:26.813
4 -	1:40.012	2.949	84.80	12:13:06.825
5 -	1:38.384	1.321	86.20	12:14:45.209
6 -	1:38.933	1.870	85.73	12:16:24.142
7 -	1:37.499	0.436	86.99	12:18:01.641
8 -	1:37.452 (2)	0.389	87.03	12:19:39.093
9 -	1:37.063 (1)		87.38	12:21:16.156
10 -	1:37.484 (3)	0.421	87.00	12:22:53.640
11 -	1:40.601	3.538	84.30	12:24:34.241

P26 11 Adam HARRISON				
LAP	LAP TIME	DIFF	MPH	TIME OF DAY

LAP	LAP TIME	DIFF	MPH	TIME OF DAY
1 -	1:38.740 (3)	0.965	85.89	12:08:14.514
2 -	1:39.596	1.821	85.16	12:09:54.110
3 -	1:39.328	1.553	85.38	12:11:33.438
4 -	1:40.109	2.334	84.72	12:13:13.547
5 -	1:39.413	1.638	85.31	12:14:52.960
6 -	1:40.548	2.773	84.35	12:16:33.508
7 -	1:40.124	2.349	84.71	12:18:13.632
8 -	1:39.078	1.303	85.60	12:19:52.710
9 -	1:37.815 (2)	0.040	86.71	12:21:30.525
10 -	1:37.775 (1)		86.74	12:23:08.300
11 -	1:40.835	3.060	84.11	12:24:49.135

Draper Tools Caterham Roadsport Championship
RACE 6 - GRID (20 minutes)

ROW 14	27	3 James MURPHY	
ROW 13	25	1:37.063 6 Neil WRIGHT	26 1:37.775 11 Adam HARRISON
ROW 12	23	1:35.759 60 Ralph JENNER	24 1:36.935 66 Richard HILL
ROW 11	21	1:32.437 37 Tom PONTIN	22 1:33.310 72 Mark SMITH
ROW 10	19	1:32.207 76 Richard CLEGG	20 1:32.287 9 Jimmy BEVAN
ROW 9	17	1:31.831 29 Alastair CURREY	18 1:31.863 95 Al MELTON
ROW 8	15	1:31.818 55 Ian KNIGHT	16 1:31.820 21 Jonny JARRATT
ROW 7	13	1:31.662 10 James GILMOUR	14 1:31.774 86 James DE LUSIGNAN
ROW 6	11	1:31.114 8 John ISHERWOOD	12 1:31.418 12 Toby CLOWES
ROW 5	9	1:30.717 34 Tommaso MANCUSO	10 1:30.898 4 Mark TREDWIN
ROW 4	7	1:30.568 19 Graham MACDONALD	8 1:30.632 80 Matt SHEPPARD
ROW 3	5	1:30.469 88 James MCCALL	6 1:30.499 74 Oli PRATT
ROW 2	3	1:30.351 77 Daniel FRENCH	4 1:30.466 36 Daniel HALSTEAD
ROW 1	1	1:29.796 17 Tom ALLEN	2 1:30.280 25 Neil FRASER
Pole			
			

Thruxton
 Circuit Length = 2.3560 miles

These results are provisional until the conclusion of any judicial and technical matters.

Clerk Of Course :		Timekeeper :
-------------------	--	--------------

Results can be found at www.tsl-timing.com

Printed - 12:28 Saturday, 01 September 2018



Draper Tools Caterham Roadsport Championship
RACE 6 - CLASSIFICATION

POS	NO	NAME	ENTRY	LAPS	TIME	GAP	DIFF	MPH	BEST	ON
1	88	James MCCALL	Caterham Roadsport	13	20:00.806			91.82	1:30.388	12
2	19	Graham MACDONALD	Caterham Roadsport	13	20:00.944	0.138	0.138	91.81	1:30.765	9
3	3	James MURPHY	Caterham Roadsport	13	20:01.327	0.521	0.383	91.78	1:29.825	8
4	80	Matt SHEPPARD	Caterham Roadsport	13	20:01.792	0.986	0.465	91.74	1:30.628	8
5	77	Daniel FRENCH	Caterham Roadsport	13	20:01.910	1.104	0.118	91.73	1:29.475	8
6	86	James DE LUSIGNAN	Caterham Roadsport	13	20:02.166	1.360	0.256	91.71	1:30.524	5
7	34	Tommaso MANCUSO	Caterham Roadsport	13	20:02.408	1.602	0.242	91.70	1:30.927	9
8	25	Neil FRASER	Caterham Roadsport	13	20:03.346	2.540	0.938	91.62	1:30.033	6
9	10	James GILMOUR	Caterham Roadsport	13	20:15.433	14.627	12.087	90.71	1:30.752	8
10	12	Toby CLOWES	Caterham Roadsport	13	20:19.351	18.545	3.918	90.42	1:31.439	3
11	21	Jonny JARRATT	Caterham Roadsport	13	20:20.353	19.547	1.002	90.35	1:32.048	8
12	95	AI MELTON	Caterham Roadsport	13	20:20.430	19.624	0.077	90.34	1:31.695	4
13	8	John ISHERWOOD	Caterham Roadsport	13	20:21.369	20.563	0.939	90.27	1:31.664	7
14	29	Alastair CURREY	Caterham Roadsport	13	20:22.315	21.509	0.946	90.20	1:31.883	7
15	55	Ian KNIGHT	Caterham Roadsport	13	20:24.251	23.445	1.936	90.06	1:30.570	5
16	37	Tom PONTIN	Caterham Roadsport	13	20:25.196	24.390	0.945	89.99	1:32.155	9
17	72	Mark SMITH	Caterham Roadsport	13	20:35.091	34.285	9.895	89.27	1:32.852	7
18	76	Richard CLEGG	Caterham Roadsport	13	20:35.799	34.993	0.708	89.22	1:30.631	9
19	4	Mark TREDWIN	Caterham Roadsport	13	21:04.067	1:03.261	28.268	87.22	1:32.021	10
20	60	Ralph JENNER	Caterham Roadsport	13	21:08.376	1:07.570	4.309	86.93	1:35.403	11
21	11	Adam HARRISON	Caterham Roadsport	13	21:24.176	1:23.370	15.800	85.86	1:35.848	10
22	66	Richard HILL	Caterham Roadsport	13	21:25.228	1:24.422	1.052	85.79	1:36.463	3
23	6	Neil WRIGHT	Caterham Roadsport	12	20:46.255	1 Lap	1 Lap	81.66	1:36.951	7

FASTEST LAP

77	Daniel FRENCH	Caterham Roadsport	8	1:29.475	94.79 mph	152.55 kph
----	---------------	--------------------	---	----------	-----------	------------

Cars 9, 17, 36 & 74 did not take the restart

Thruxton

Circuit Length = 2.3560 miles

Start: 17:57 Flag 18:17 End: 18:18

Weather / Track : Bright / Dry

These results are provisional until the conclusion of any judicial and technical matters.

Clerk Of Course :	Timekeeper :
-------------------	--------------

Results can be found at www.tsl-timing.com

Printed - 18:18 Saturday, 01 September 2018



Draper Tools Caterham Roadsport Championship

RACE 6 - LAP CHART

LAP 1 @ 17:58:43.469			LAP 2 @ 18:00:15.955			LAP 3 @ 18:01:47.598			LAP 4 @ 18:03:19.731			LAP 5 @ 18:04:51.992		
NO	BEHIND	LAP TIME	NO	BEHIND	LAP TIME	NO	BEHIND	LAP TIME	NO	BEHIND	LAP TIME	NO	BEHIND	LAP TIME
19		1:37.463	77		1:31.953	19		1:30.789	88		1:31.640	88		1:32.261
25	0.441	1:37.904	25	0.316	1:32.361	88	0.493	1:31.388	19	0.109	1:32.242	19	0.131	1:32.283
77	0.533	1:37.996	88	0.748	1:32.371	34	0.922	1:31.319	34	1.719	1:32.930	80	0.854	1:30.963
88	0.863	1:38.326	19	0.854	1:33.340	25	1.367	1:32.694	25	1.871	1:32.637	25	1.476	1:31.866
34	1.685	1:39.148	34	1.246	1:32.047	77	1.636	1:33.279	80	2.152	1:32.340	77	1.620	1:31.602
80	1.851	1:39.314	80	1.365	1:32.000	80	1.945	1:32.223	77	2.279	1:32.776	34	1.863	1:32.405
76	3.881	1:41.344	76	4.287	1:32.892	76	4.955	1:32.311	3	5.561	1:32.372	3	4.593	1:31.293
21	4.609	1:42.072	3	5.443	1:32.762	3	5.322	1:31.522	76	5.956	1:33.134	76	5.286	1:31.591
86	4.664	1:42.127	86	5.633	1:33.455	86	5.712	1:31.722	10	6.796	1:32.962	86	5.543	1:30.524
10	4.849	1:42.312	10	6.439	1:34.076	10	5.967	1:31.171	86	7.280	1:33.701	10	5.892	1:31.357
3	5.167	1:42.630	21	6.740	1:34.617	21	7.561	1:32.464	55	7.983	1:32.058	55	6.292	1:30.570
8	5.708	1:43.171	8	7.081	1:33.859	55	8.058	1:32.461	21	8.156	1:32.728	21	8.871	1:32.976
55	6.363	1:43.826	55	7.240	1:33.363	12	8.249	1:31.439	12	8.335	1:32.219	12	9.183	1:33.109
37	6.563	1:44.026	95	7.605	1:33.363	8	8.634	1:33.196	95	8.336	1:31.695	95	9.342	1:33.267
95	6.728	1:44.191	12	8.453	1:32.363	95	8.774	1:32.812	8	8.626	1:32.125	8	10.125	1:33.760
72	7.513	1:44.976	37	8.625	1:34.548	37	10.186	1:33.204	72	11.696	1:33.143	37	12.969	1:33.314
12	8.576	1:46.039	72	8.965	1:33.938	72	10.686	1:33.364	37	11.916	1:33.863	72	13.505	1:34.070
29	9.497	1:46.960	29	9.372	1:32.361	29	11.125	1:33.396	29	12.075	1:33.083	29	13.854	1:34.040
6	10.034	1:47.497	11	16.461	1:38.146	66	23.265	1:36.463	66	29.068	1:37.936	66	35.294	1:38.487
11	10.801	1:48.264	66	18.445	1:38.853	11	24.355	1:39.537	60	29.580	1:36.486	60	35.464	1:38.145
66	12.078	1:49.541	60	21.353	1:41.359	60	25.227	1:35.517	11	31.909	1:39.687	11	36.831	1:37.183
60	12.480	1:49.943	6	36.780	1:59.232	4	40.503	1:35.133	4	42.859	1:34.489	4	46.465	1:35.867
4	34.028	2:11.491	4	37.013	1:35.471	6	53.615	1:48.478	6	1:02.875	1:41.393	6	1:09.151	1:38.537

Weather / Track : Bright / Dry

Thruxton

Circuit Length = 2.3560 miles

Start: 17:57 Flag 18:17 End: 18:18

Draper Tools Caterham Roadsport Championship

RACE 6 - LAP CHART

LAP 6 @ 18:06:23.501			LAP 7 @ 18:07:55.594			LAP 8 @ 18:09:26.777			LAP 9 @ 18:10:58.617			LAP 10 @ 18:12:30.785		
NO	BEHIND	LAP TIME	NO	BEHIND	LAP TIME	NO	BEHIND	LAP TIME	NO	BEHIND	LAP TIME	NO	BEHIND	LAP TIME
25		1:30.033	19		1:31.190	77		1:29.475	19		1:30.765	19		1:32.168
80	0.338	1:30.993	25	0.493	1:32.586	80	0.354	1:30.628	25	0.298	1:31.203	77	0.631	1:31.227
19	0.903	1:32.281	80	0.909	1:32.664	25	0.935	1:31.625	3	1.397	1:31.141	3	0.666	1:31.437
77	1.484	1:31.373	88	1.285	1:31.761	19	1.075	1:32.258	80	1.551	1:33.037	25	0.818	1:32.688
88	1.617	1:33.126	77	1.708	1:32.317	88	1.560	1:31.458	77	1.572	1:33.412	80	0.935	1:31.552
34	1.956	1:31.602	34	1.854	1:31.991	3	2.096	1:29.825	88	1.726	1:32.006	88	1.337	1:31.779
3	4.336	1:31.252	3	3.454	1:31.211	34	2.667	1:31.996	34	1.754	1:30.927	34	1.774	1:32.188
76	4.755	1:30.978	76	3.900	1:31.238	86	4.128	1:30.730	76	3.658	1:30.631	86	3.030	1:31.259
86	5.656	1:31.622	86	4.581	1:31.018	76	4.867	1:32.150	86	3.939	1:31.651	76	3.404	1:31.914
10	5.914	1:31.531	55	7.244	1:33.284	10	7.331	1:30.752	55	8.203	1:32.361	10	9.440	1:33.067
55	6.053	1:31.270	10	7.762	1:33.941	55	7.682	1:31.621	10	8.541	1:33.050	55	9.733	1:33.698
95	9.722	1:31.889	95	9.955	1:32.326	8	11.720	1:32.421	12	12.530	1:31.968	12	15.079	1:34.717
12	9.857	1:32.183	12	10.117	1:32.353	12	12.402	1:33.468	95	12.676	1:31.959	95	15.557	1:35.049
8	10.911	1:32.295	8	10.482	1:31.664	95	12.557	1:33.785	8	13.096	1:33.216	8	16.080	1:35.152
21	11.314	1:33.952	21	11.861	1:32.640	21	12.726	1:32.048	21	13.235	1:32.349	21	16.930	1:35.863
37	13.917	1:32.457	37	14.547	1:32.723	29	16.291	1:32.542	37	16.922	1:32.155	29	19.061	1:34.087
29	15.142	1:32.797	29	14.932	1:31.883	37	16.607	1:33.243	29	17.142	1:32.691	37	19.339	1:34.585
72	15.593	1:33.597	72	16.352	1:32.852	72	18.984	1:33.815	72	22.052	1:34.908	6	1 Lap	1:57.708
60	41.155	1:37.200	60	44.745	1:35.683	60	49.289	1:35.727	60	53.406	1:35.957	72	24.752	1:34.868
66	41.972	1:38.187	66	46.501	1:36.622	66	53.047	1:37.729	4	56.241	1:34.511	4	56.094	1:32.021
11	42.322	1:37.000	11	46.799	1:36.570	11	53.292	1:37.676	66	57.684	1:36.477	60	56.934	1:35.696
4	49.647	1:34.691	4	51.696	1:34.142	4	53.570	1:33.057	11	58.894	1:37.442	11	1:02.574	1:35.848
6	1:15.462	1:37.820	6	1:20.320	1:36.951	6	1:27.272	1:38.135				66	1:03.116	1:37.600

Weather / Track : Bright / Dry

Results can be found at www.tsl-timing.com

Page 2 of 3

Thruxton
Circuit Length = 2.3560 miles
Start: 17:57 Flag 18:17 End: 18:18

Printed - 18:19 Saturday, 01 September 2018

Draper Tools Caterham Roadsport Championship

RACE 6 - LAP CHART

LAP 11 @ 18:14:02.221			LAP 12 @ 18:15:33.992			LAP 13 @ 18:17:06.812		
NO	BEHIND	LAP TIME	NO	BEHIND	LAP TIME	NO	BEHIND	LAP TIME
77		1:30.805	80		1:30.949	88		1:32.184
3	0.368	1:31.138	88	0.636	1:30.388	19	0.138	1:31.694
80	0.822	1:31.323	3	0.975	1:32.378	3	0.521	1:32.366
19	0.980	1:32.416	19	1.264	1:32.055	80	0.986	1:33.806
25	1.607	1:32.225	77	1.721	1:33.492	77	1.104	1:32.203
88	2.019	1:32.118	25	1.925	1:32.089	86	1.360	1:31.744
34	2.252	1:31.914	34	2.178	1:31.697	34	1.602	1:32.244
86	3.016	1:31.422	86	2.436	1:31.191	25	2.540	1:33.435
76	4.248	1:32.280	76	3.758	1:31.281	10	14.627	1:34.250
10	11.890	1:33.886	10	13.197	1:33.078	12	18.545	1:32.597
8	16.752	1:32.108	12	18.768	1:33.647	21	19.547	1:33.071
12	16.892	1:33.249	21	19.296	1:32.709	95	19.624	1:32.131
95	17.157	1:33.036	8	19.752	1:34.771	8	20.563	1:33.631
21	18.358	1:32.864	95	20.313	1:34.927	29	21.509	1:33.504
29	19.673	1:32.048	29	20.825	1:32.923	55	23.445	1:32.976
37	20.890	1:32.987	55	23.289	1:33.732	37	24.390	1:33.287
55	21.328	1:43.031	37	23.923	1:34.804	72	34.285	1:35.323
72	28.562	1:35.246	72	31.782	1:34.991	76	34.993	2:04.055
6	1 Lap	1:41.957	6	1 Lap	1:37.892	6	1 Lap	1:40.655
4	59.573	1:34.915	4	1:01.828	1:34.026	4	1:03.261	1:34.253
60	1:00.901	1:35.403	60	1:04.678	1:35.548	60	1:07.570	1:35.712
11	1:10.384	1:39.246	66	1:17.935	1:38.966	11	1:23.370	1:38.207
66	1:10.740	1:39.060	11	1:17.983	1:39.370	66	1:24.422	1:39.307

Weather / Track : Bright / Dry

Results can be found at www.tsl-timing.com

Page 3 of 3

Thrupton
Circuit Length = 2.3560 miles
Start: 17:57 Flag 18:17 End: 18:18

Printed - 18:19 Saturday, 01 September 2018

Draper Tools Caterham Roadsport Championship

RACE 6 - LAP ANALYSIS

DIFF = Difference To Personal Best Lap

P1 88 James MCCALL				
LAP	LAP TIME	DIFF	MPH	TIME OF DAY
1 -	1:38.326	7.938	86.25	17:58:44.332
2 -	1:32.371	1.983	91.82	18:00:16.703
3 -	1:31.388 (2)	1.000	92.80	18:01:48.091
4 -	1:31.640	1.252	92.55	18:03:19.731
5 -	1:32.261	1.873	91.93	18:04:51.992
6 -	1:33.126	2.738	91.07	18:06:25.118
7 -	1:31.761	1.373	92.43	18:07:56.879
8 -	1:31.458 (3)	1.070	92.73	18:09:28.337
9 -	1:32.006	1.618	92.18	18:11:00.343
10 -	1:31.779	1.391	92.41	18:12:32.122
11 -	1:32.118	1.730	92.07	18:14:04.240
12 -	1:30.388 (1)		93.83	18:15:34.628
13 -	1:32.184	1.796	92.00	18:17:06.812

P2 19 Graham MACDONALD				
LAP	LAP TIME	DIFF	MPH	TIME OF DAY
1 -	1:37.463	6.698	87.02	17:58:43.469
2 -	1:33.340	2.575	90.86	18:00:16.809
3 -	1:30.789 (2)	0.024	93.42	18:01:47.598
4 -	1:32.242	1.477	91.94	18:03:19.840
5 -	1:32.283	1.518	91.90	18:04:52.123
6 -	1:32.281	1.516	91.91	18:06:24.404
7 -	1:31.190 (3)	0.425	93.01	18:07:55.594
8 -	1:32.258	1.493	91.93	18:09:27.852
9 -	1:30.765 (1)		93.44	18:10:58.617
10 -	1:32.168	1.403	92.02	18:12:30.785
11 -	1:32.416	1.651	91.77	18:14:03.201
12 -	1:32.055	1.290	92.13	18:15:35.256
13 -	1:31.694	0.929	92.49	18:17:06.950

P3 3 James MURPHY				
LAP	LAP TIME	DIFF	MPH	TIME OF DAY
1 -	1:42.630	12.805	82.64	17:58:48.636
2 -	1:32.762	2.937	91.43	18:00:21.398
3 -	1:31.522	1.697	92.67	18:01:52.920
4 -	1:32.372	2.547	91.82	18:03:25.292
5 -	1:31.293	1.468	92.90	18:04:56.585
6 -	1:31.252	1.427	92.94	18:06:27.837
7 -	1:31.211	1.386	92.98	18:07:59.048
8 -	1:29.825 (1)		94.42	18:09:28.873
9 -	1:31.141 (3)	1.316	93.06	18:11:00.014
10 -	1:31.437	1.612	92.75	18:12:31.451
11 -	1:31.138 (2)	1.313	93.06	18:14:02.589
12 -	1:32.378	2.553	91.81	18:15:34.967
13 -	1:32.366	2.541	91.82	18:17:07.333

P4 80 Matt SHEPPARD				
LAP	LAP TIME	DIFF	MPH	TIME OF DAY
1 -	1:39.314	8.686	85.40	17:58:45.320
2 -	1:32.000	1.372	92.19	18:00:17.320
3 -	1:32.223	1.595	91.96	18:01:49.543
4 -	1:32.340	1.712	91.85	18:03:21.883
5 -	1:30.963 (3)	0.335	93.24	18:04:52.846
6 -	1:30.993	0.365	93.21	18:06:23.839
7 -	1:32.664	2.036	91.53	18:07:56.503
8 -	1:30.628 (1)		93.58	18:09:27.131
9 -	1:33.037	2.409	91.16	18:11:00.168
10 -	1:31.552	0.924	92.64	18:12:31.720
11 -	1:31.323	0.695	92.87	18:14:03.043

DIFF = Difference To Personal Best Lap

12 -	1:30.949 (2)	0.321	93.25	18:15:33.992
13 -	1:33.806	3.178	90.41	18:17:07.798

P5 77 Daniel FRENCH				
LAP	LAP TIME	DIFF	MPH	TIME OF DAY
1 -	1:37.996	8.521	86.55	17:58:44.002
2 -	1:31.953	2.478	92.23	18:00:15.955
3 -	1:33.279	3.804	90.92	18:01:49.234
4 -	1:32.776	3.301	91.42	18:03:22.010
5 -	1:31.602	2.127	92.59	18:04:53.612
6 -	1:31.373	1.898	92.82	18:06:24.985
7 -	1:32.317	2.842	91.87	18:07:57.302
8 -	1:29.475 (1)		94.79	18:09:26.777
9 -	1:33.412	3.937	90.79	18:11:00.189
10 -	1:31.227 (3)	1.752	92.97	18:12:31.416
11 -	1:30.805 (2)	1.330	93.40	18:14:02.221
12 -	1:33.492	4.017	90.72	18:15:35.713
13 -	1:32.203	2.728	91.98	18:17:07.916

P6 86 James DE LUSIGNAN				
LAP	LAP TIME	DIFF	MPH	TIME OF DAY
1 -	1:42.127	11.603	83.04	17:58:48.133
2 -	1:33.455	2.931	90.75	18:00:21.588
3 -	1:31.722	1.198	92.47	18:01:53.310
4 -	1:33.701	3.177	90.51	18:03:27.011
5 -	1:30.524 (1)		93.69	18:04:57.535
6 -	1:31.622	1.098	92.57	18:06:29.157
7 -	1:31.018 (3)	0.494	93.18	18:08:00.175
8 -	1:30.730 (2)	0.206	93.48	18:09:30.905
9 -	1:31.651	1.127	92.54	18:11:02.556
10 -	1:31.259	0.735	92.94	18:12:33.815
11 -	1:31.422	0.898	92.77	18:14:05.237
12 -	1:31.191	0.667	93.00	18:15:36.428
13 -	1:31.744	1.220	92.44	18:17:08.172

P7 34 Tommaso MANCUSO				
LAP	LAP TIME	DIFF	MPH	TIME OF DAY
1 -	1:39.148	8.221	85.54	17:58:45.154
2 -	1:32.047	1.120	92.14	18:00:17.201
3 -	1:31.319 (2)	0.392	92.87	18:01:48.520
4 -	1:32.930	2.003	91.26	18:03:21.450
5 -	1:32.405	1.478	91.78	18:04:53.855
6 -	1:31.602 (3)	0.675	92.59	18:06:25.457
7 -	1:31.991	1.064	92.20	18:07:57.448
8 -	1:31.996	1.069	92.19	18:09:29.444
9 -	1:30.927 (1)		93.27	18:11:00.371
10 -	1:32.188	1.261	92.00	18:12:32.559
11 -	1:31.914	0.987	92.27	18:14:04.473
12 -	1:31.697	0.770	92.49	18:15:36.170
13 -	1:32.244	1.317	91.94	18:17:08.414

P8 25 Neil FRASER				
LAP	LAP TIME	DIFF	MPH	TIME OF DAY
1 -	1:37.904	7.871	86.63	17:58:43.910
2 -	1:32.361	2.328	91.83	18:00:16.271
3 -	1:32.694	2.661	91.50	18:01:48.965
4 -	1:32.637	2.604	91.55	18:03:21.602
5 -	1:31.866	1.833	92.32	18:04:53.468
6 -	1:30.033 (1)		94.20	18:06:23.501
7 -	1:32.586	2.553	91.60	18:07:56.087
8 -	1:31.625 (3)	1.592	92.56	18:09:27.712

Thruxton

Circuit Length = 2.3560 miles

Start: 17:57 Flag 18:17 End: 18:18

Weather / Track : Bright / Dry

Draper Tools Caterham Roadsport Championship

RACE 6 - LAP ANALYSIS

DIFF = Difference To Personal Best Lap

9 -	1:31.203 (2)	1.170	92.99	18:10:58.915
10 -	1:32.688	2.655	91.50	18:12:31.603
11 -	1:32.225	2.192	91.96	18:14:03.828
12 -	1:32.089	2.056	92.10	18:15:35.917
13 -	1:33.435	3.402	90.77	18:17:09.352

P9 10 James GILMOUR

LAP	LAP TIME	DIFF	MPH	TIME OF DAY
1 -	1:42.312	11.560	82.89	17:58:48.318
2 -	1:34.076	3.324	90.15	18:00:22.394
3 -	1:31.171 (2)	0.419	93.02	18:01:53.565
4 -	1:32.962	2.210	91.23	18:03:26.527
5 -	1:31.357 (3)	0.605	92.84	18:04:57.884
6 -	1:31.531	0.779	92.66	18:06:29.415
7 -	1:33.941	3.189	90.28	18:08:03.356
8 -	1:30.752 (1)		93.45	18:09:34.108
9 -	1:33.050	2.298	91.15	18:11:07.158
10 -	1:33.067	2.315	91.13	18:12:40.225
11 -	1:33.886	3.134	90.33	18:14:14.111
12 -	1:33.078	2.326	91.12	18:15:47.189
13 -	1:34.250	3.498	89.99	18:17:21.439

P10 12 Toby CLOWES

LAP	LAP TIME	DIFF	MPH	TIME OF DAY
1 -	1:46.039	14.600	79.98	17:58:52.045
2 -	1:32.363	0.924	91.82	18:00:24.408
3 -	1:31.439 (1)		92.75	18:01:55.847
4 -	1:32.219	0.780	91.97	18:03:28.066
5 -	1:33.109	1.670	91.09	18:05:01.175
6 -	1:32.183 (3)	0.744	92.00	18:06:33.358
7 -	1:32.353	0.914	91.83	18:08:05.711
8 -	1:33.468	2.029	90.74	18:09:39.179
9 -	1:31.968 (2)	0.529	92.22	18:11:11.147
10 -	1:34.717	3.278	89.54	18:12:45.864
11 -	1:33.249	1.810	90.95	18:14:19.113
12 -	1:33.647	2.208	90.57	18:15:52.760
13 -	1:32.597	1.158	91.59	18:17:25.357

P11 21 Jonny JARRATT

LAP	LAP TIME	DIFF	MPH	TIME OF DAY
1 -	1:42.072	10.024	83.09	17:58:48.078
2 -	1:34.617	2.569	89.64	18:00:22.695
3 -	1:32.464 (3)	0.416	91.72	18:01:55.159
4 -	1:32.728	0.680	91.46	18:03:27.887
5 -	1:32.976	0.928	91.22	18:05:00.863
6 -	1:33.952	1.904	90.27	18:06:34.815
7 -	1:32.640	0.592	91.55	18:08:07.455
8 -	1:32.048 (1)		92.14	18:09:39.503
9 -	1:32.349 (2)	0.301	91.84	18:11:11.852
10 -	1:35.863	3.815	88.47	18:12:47.715
11 -	1:32.864	0.816	91.33	18:14:20.579
12 -	1:32.709	0.661	91.48	18:15:53.288
13 -	1:33.071	1.023	91.13	18:17:26.359

P12 95 Al MELTON

LAP	LAP TIME	DIFF	MPH	TIME OF DAY
1 -	1:44.191	12.496	81.40	17:58:50.197
2 -	1:33.363	1.668	90.84	18:00:23.560
3 -	1:32.812	1.117	91.38	18:01:56.372
4 -	1:31.695 (1)		92.49	18:03:28.067
5 -	1:33.267	1.572	90.93	18:05:01.334

DIFF = Difference To Personal Best Lap

6 -	1:31.889 (2)	0.194	92.30	18:06:33.223
7 -	1:32.326	0.631	91.86	18:08:05.549
8 -	1:33.785	2.090	90.43	18:09:39.334
9 -	1:31.959 (3)	0.264	92.23	18:11:11.293
10 -	1:35.049	3.354	89.23	18:12:46.342
11 -	1:33.036	1.341	91.16	18:14:19.378
12 -	1:34.927	3.232	89.34	18:15:54.305
13 -	1:32.131	0.436	92.06	18:17:26.436

P13 8 John ISHERWOOD

LAP	LAP TIME	DIFF	MPH	TIME OF DAY
1 -	1:43.171	11.507	82.20	17:58:49.177
2 -	1:33.859	2.195	90.36	18:00:23.036
3 -	1:33.196	1.532	91.00	18:01:56.232
4 -	1:32.125 (3)	0.461	92.06	18:03:28.357
5 -	1:33.760	2.096	90.46	18:05:02.117
6 -	1:32.295	0.631	91.89	18:06:34.412
7 -	1:31.664 (1)		92.52	18:08:06.076
8 -	1:32.421	0.757	91.77	18:09:38.497
9 -	1:33.216	1.552	90.98	18:11:11.713
10 -	1:35.152	3.488	89.13	18:12:46.865
11 -	1:32.108 (2)	0.444	92.08	18:14:18.973
12 -	1:34.771	3.107	89.49	18:15:53.744
13 -	1:33.631	1.967	90.58	18:17:27.375

P14 29 Alastair CURREY

LAP	LAP TIME	DIFF	MPH	TIME OF DAY
1 -	1:46.960	15.077	79.29	17:58:52.966
2 -	1:32.361 (3)	0.478	91.83	18:00:25.327
3 -	1:33.396	1.513	90.81	18:01:58.723
4 -	1:33.083	1.200	91.11	18:03:31.806
5 -	1:34.040	2.157	90.19	18:05:05.846
6 -	1:32.797	0.914	91.39	18:06:38.643
7 -	1:31.883 (1)		92.30	18:08:10.526
8 -	1:32.542	0.659	91.65	18:09:43.068
9 -	1:32.691	0.808	91.50	18:11:15.759
10 -	1:34.087	2.204	90.14	18:12:49.846
11 -	1:32.048 (2)	0.165	92.14	18:14:21.894
12 -	1:32.923	1.040	91.27	18:15:54.817
13 -	1:33.504	1.621	90.70	18:17:28.321

P15 55 Ian KNIGHT

LAP	LAP TIME	DIFF	MPH	TIME OF DAY
1 -	1:43.826	13.256	81.69	17:58:49.832
2 -	1:33.363	2.793	90.84	18:00:23.195
3 -	1:32.461	1.891	91.73	18:01:55.656
4 -	1:32.058	1.488	92.13	18:03:27.714
5 -	1:30.570 (1)		93.64	18:04:58.284
6 -	1:31.270 (2)	0.700	92.92	18:06:29.554
7 -	1:33.284	2.714	90.92	18:08:02.838
8 -	1:31.621 (3)	1.051	92.57	18:09:34.459
9 -	1:32.361	1.791	91.83	18:11:06.820
10 -	1:33.698	3.128	90.52	18:12:40.518
11 -	1:43.031	12.461	82.32	18:14:23.549
12 -	1:33.732	3.162	90.48	18:15:57.281
13 -	1:32.976	2.406	91.22	18:17:30.257

P16 37 Tom PONTIN

LAP	LAP TIME	DIFF	MPH	TIME OF DAY
1 -	1:44.026	11.871	81.53	17:58:50.032
2 -	1:34.548	2.393	89.70	18:00:24.580

Weather / Track : Bright / Dry

Thruxton
Circuit Length = 2.3560 miles
Start: 17:57 Flag 18:17 End: 18:18

Draper Tools Caterham Roadsport Championship

RACE 6 - LAP ANALYSIS

DIFF = Difference To Personal Best Lap

3 -	1:33.204	1.049	91.00	18:01:57.784
4 -	1:33.863	1.708	90.36	18:03:31.647
5 -	1:33.314	1.159	90.89	18:05:04.961
6 -	1:32.457 (2)	0.302	91.73	18:06:37.418
7 -	1:32.723 (3)	0.568	91.47	18:08:10.141
8 -	1:33.243	1.088	90.96	18:09:43.384
9 -	1:32.155 (1)		92.03	18:11:15.539
10 -	1:34.585	2.430	89.67	18:12:50.124
11 -	1:32.987	0.832	91.21	18:14:23.111
12 -	1:34.804	2.649	89.46	18:15:57.915
13 -	1:33.287	1.132	90.91	18:17:31.202

P17 72 Mark SMITH

LAP	LAP TIME	DIFF	MPH	TIME OF DAY
1 -	1:44.976	12.124	80.79	17:58:50.982
2 -	1:33.938	1.086	90.28	18:00:24.920
3 -	1:33.364 (3)	0.512	90.84	18:01:58.284
4 -	1:33.143 (2)	0.291	91.06	18:03:31.427
5 -	1:34.070	1.218	90.16	18:05:05.497
6 -	1:33.597	0.745	90.61	18:06:39.094
7 -	1:32.852 (1)		91.34	18:08:11.946
8 -	1:33.815	0.963	90.40	18:09:45.761
9 -	1:34.908	2.056	89.36	18:11:20.669
10 -	1:34.868	2.016	89.40	18:12:55.537
11 -	1:35.246	2.394	89.04	18:14:30.783
12 -	1:34.991	2.139	89.28	18:16:05.774
13 -	1:35.323	2.471	88.97	18:17:41.097

P18 76 Richard CLEGG

LAP	LAP TIME	DIFF	MPH	TIME OF DAY
1 -	1:41.344	10.713	83.69	17:58:47.350
2 -	1:32.892	2.261	91.30	18:00:20.242
3 -	1:32.311	1.680	91.88	18:01:52.553
4 -	1:33.134	2.503	91.06	18:03:25.687
5 -	1:31.591	0.960	92.60	18:04:57.278
6 -	1:30.978 (2)	0.347	93.22	18:06:28.256
7 -	1:31.238 (3)	0.607	92.96	18:07:59.494
8 -	1:32.150	1.519	92.04	18:09:31.644
9 -	1:30.631 (1)		93.58	18:11:02.275
10 -	1:31.914	1.283	92.27	18:12:34.189
11 -	1:32.280	1.649	91.91	18:14:06.469
12 -	1:31.281	0.650	92.91	18:15:37.750
13 -	2:04.055	33.424	68.36	18:17:41.805

P19 4 Mark TREDWIN

LAP	LAP TIME	DIFF	MPH	TIME OF DAY
1 -	2:11.491	39.470	64.50	17:59:17.497
2 -	1:35.471	3.450	88.83	18:00:52.968
3 -	1:35.133	3.112	89.15	18:02:28.101
4 -	1:34.489	2.468	89.76	18:04:02.590
5 -	1:35.867	3.846	88.47	18:05:38.457
6 -	1:34.691	2.670	89.57	18:07:13.148
7 -	1:34.142	2.121	90.09	18:08:47.290
8 -	1:33.057 (2)	1.036	91.14	18:10:20.347
9 -	1:34.511	2.490	89.74	18:11:54.858
10 -	1:32.021 (1)		92.17	18:13:26.879
11 -	1:34.915	2.894	89.36	18:15:01.794
12 -	1:34.026 (3)	2.005	90.20	18:16:35.820
13 -	1:34.253	2.232	89.98	18:18:10.073

DIFF = Difference To Personal Best Lap

P20 60 Ralph JENNER				
LAP	LAP TIME	DIFF	MPH	TIME OF DAY
1 -	1:49.943	14.540	77.14	17:58:55.949
2 -	1:41.359	5.956	83.67	18:00:37.308
3 -	1:35.517 (2)	0.114	88.79	18:02:12.825
4 -	1:36.486	1.083	87.90	18:03:49.311
5 -	1:38.145	2.742	86.41	18:05:27.456
6 -	1:37.200	1.797	87.25	18:07:04.656
7 -	1:35.683	0.280	88.64	18:08:40.339
8 -	1:35.727	0.324	88.60	18:10:16.066
9 -	1:35.957	0.554	88.38	18:11:52.023
10 -	1:35.696	0.293	88.63	18:13:27.719
11 -	1:35.403 (1)		88.90	18:15:03.122
12 -	1:35.548 (3)	0.145	88.76	18:16:38.670
13 -	1:35.712	0.309	88.61	18:18:14.382

P21 11 Adam HARRISON

LAP	LAP TIME	DIFF	MPH	TIME OF DAY
1 -	1:48.264	12.416	78.34	17:58:54.270
2 -	1:38.146	2.298	86.41	18:00:32.416
3 -	1:39.537	3.689	85.21	18:02:11.953
4 -	1:39.687	3.839	85.08	18:03:51.640
5 -	1:37.183	1.335	87.27	18:05:28.823
6 -	1:37.000 (3)	1.152	87.43	18:07:05.823
7 -	1:36.570 (2)	0.722	87.82	18:08:42.393
8 -	1:37.676	1.828	86.83	18:10:20.069
9 -	1:37.442	1.594	87.04	18:11:57.511
10 -	1:35.848 (1)		88.49	18:13:33.359
11 -	1:39.246	3.398	85.46	18:15:12.605
12 -	1:39.370	3.522	85.35	18:16:51.975
13 -	1:38.207	2.359	86.36	18:18:30.182

P22 66 Richard HILL

LAP	LAP TIME	DIFF	MPH	TIME OF DAY
1 -	1:49.541	13.078	77.42	17:58:55.547
2 -	1:38.853	2.390	85.80	18:00:34.400
3 -	1:36.463 (1)		87.92	18:02:10.863
4 -	1:37.936	1.473	86.60	18:03:48.799
5 -	1:38.487	2.024	86.11	18:05:27.286
6 -	1:38.187	1.724	86.38	18:07:05.473
7 -	1:36.622 (3)	0.159	87.78	18:08:42.095
8 -	1:37.729	1.266	86.78	18:10:19.824
9 -	1:36.477 (2)	0.014	87.91	18:11:56.301
10 -	1:37.600	1.137	86.90	18:13:33.901
11 -	1:39.060	2.597	85.62	18:15:12.961
12 -	1:38.966	2.503	85.70	18:16:51.927
13 -	1:39.307	2.844	85.40	18:18:31.234

P23 6 Neil WRIGHT

LAP	LAP TIME	DIFF	MPH	TIME OF DAY
1 -	1:47.497	10.546	78.90	17:58:53.503
2 -	1:59.232	22.281	71.13	18:00:52.735
3 -	1:48.478	11.527	78.18	18:02:41.213
4 -	1:41.393	4.442	83.65	18:04:22.606
5 -	1:38.537	1.586	86.07	18:06:01.143
6 -	1:37.820 (2)	0.869	86.70	18:07:38.963
7 -	1:36.951 (1)		87.48	18:09:15.914
8 -	1:38.135	1.184	86.42	18:10:54.049
9 -	1:57.708	20.757	72.05	18:12:51.757
10 -	1:41.957	5.006	83.18	18:14:33.714
11 -	1:37.892 (3)	0.941	86.64	18:16:11.606

Thruxton

Circuit Length = 2.3560 miles

Start: 17:57 Flag 18:17 End: 18:18

Weather / Track : Bright / Dry

Draper Tools Caterham Roadsport Championship

RACE 6 - LAP ANALYSIS

DIFF = Difference To Personal Best Lap

12 - 1:40.655 3.704 84.26 18:17:52.261

Draper Tools Caterham Roadsport Championship

RACE 6 - POSITION CHART

No	Name	Lap Pos	Lap												
			1	2	3	4	5	6	7	8	9	10	11	12	13
3	MURPHY	1	19	77	19	88	88	25	19	77	19	19	77	80	88
4	TREDWIN	2	25	25	88	19	19	80	25	80	25	77	3	88	19
6	WRIGHT	3	77	88	34	34	80	19	80	25	3	3	80	3	3
8	ISHERWOOD	4	88	19	25	25	25	77	88	19	80	25	19	19	80
10	GILMOUR	5	34	34	77	80	77	88	77	88	77	80	25	77	77
11	HARRISON	6	80	80	80	77	34	34	34	3	88	88	88	25	86
12	CLOWES	7	76	76	76	3	3	3	3	34	34	34	34	34	34
19	MACDONALD	8	21	3	3	76	76	76	76	86	76	86	86	86	25
21	JARRATT	9	86	86	86	10	86	86	86	76	86	76	76	76	10
25	FRASER	10	10	10	10	86	10	10	55	10	55	10	10	10	12
29	CURREY	11	3	21	21	55	55	55	10	55	10	55	8	12	21
34	MANCUSO	12	8	8	55	21	21	95	95	8	12	12	12	21	95
37	PONTIN	13	55	55	12	12	12	12	12	12	95	95	95	8	8
55	KNIGHT	14	37	95	8	95	95	8	8	95	8	8	21	95	29
60	JENNER	15	95	12	95	8	8	21	21	21	21	21	29	29	55
66	HILL	16	72	37	37	72	37	37	37	29	37	29	37	55	37
72	SMITH	17	12	72	72	37	72	29	29	37	29	37	55	37	72
76	CLEGG	18	29	29	29	29	29	72	72	72	72	72	72	72	76
77	FRENCH	19	6	11	66	66	66	60	60	60	60	4	4	4	4
80	SHEPPARD	20	11	66	11	60	60	66	66	66	4	60	60	60	60
86	DE LUSIGNAN	21	66	60	60	11	11	11	11	11	66	11	11	66	11
88	MCCALL	22	60	6	4	4	4	4	4	4	11	66	66	11	66
95	MELTON	23	4	4	6	6	6	6	6	6	6	6	6	6	6

Weather / Track : Bright / Dry

Results can be found at www.tsl-timing.com


Thrupton
Circuit Length = 2.3560 miles
Start: 17:57 Flag 18:17 End: 18:18

Printed - 18:19 Saturday, 01 September 2018

Draper Tools Caterham Roadsport Championship
RACE 13 - GRID (20 minutes) - AMENDED

ROW 13	25	74	Oli PRATT	26	9	Jimmy BEVAN	
ROW 12		23	17	Tom ALLEN	24	36	Daniel HALSTEAD
ROW 11	21	66	Richard HILL	22	6	Neil WRIGHT	
ROW 10		19	60	Ralph JENNER	20	11	Adam HARRISON
ROW 9	17	76	Richard CLEGG	18	4	Mark TREDWIN	
ROW 8		15	37	Tom PONTIN	16	72	Mark SMITH
ROW 7	13	29	Alastair CURREY	14	55	Ian KNIGHT	
ROW 6		11	95	Al MELTON	12	8	John ISHERWOOD
ROW 5	9	12	Toby CLOWES	10	21	Jonny JARRATT	
ROW 4		7	25	Neil FRASER	8	10	James GILMOUR
ROW 3	5	77	Daniel FRENCH	6	86	James DE LUSIGNAN	
ROW 2		3	3	James MURPHY	4	80	Matt SHEPPARD
ROW 1	1	88	James MCCALL	2	19	Graham MACDONALD	

Pole



Car 34 Withdrawn
 Car 9 Change of car

Thruxton
 Circuit Length = 2.3560 miles

These results are provisional until the conclusion of any judicial and technical matters.

Clerk Of Course :	Timekeeper :
-------------------	--------------

Results can be found at www.tsl-timing.com

Printed - 10:46 Sunday, 02 September 2018



Draper Tools Caterham Roadsport Championship
RACE 13 - CLASSIFICATION - AMENDED

POS	NO	NAME	ENTRY	LAPS	TIME	GAP	DIFF	MPH	BEST	ON
1	88	James MCCALL	Caterham Roadsport	13	20:08.182			91.26	1:31.093	11
2	3	James MURPHY	Caterham Roadsport	13	20:08.504	0.322	0.322	91.23	1:31.163	11
3	77	Daniel FRENCH	Caterham Roadsport	13	20:08.669	0.487	0.165	91.22	1:31.257	7
4	80	Matt SHEPPARD	Caterham Roadsport	13	20:10.542	2.360	1.873	91.08	1:30.738	12
5	36	Daniel HALSTEAD	Caterham Roadsport	13	20:10.583	2.401	0.041	91.08	1:31.004	5
6	19	Graham MACDONALD	Caterham Roadsport	13	20:11.055	2.873	0.472	91.04	1:31.357	12
7	86	James DE LUSIGNAN	Caterham Roadsport	13	20:11.150	2.968	0.095	91.03	1:30.580	8
8	17	Tom ALLEN	Caterham Roadsport	13	20:11.974	3.792	0.824	90.97	1:30.689	10
9	8	John ISHERWOOD	Caterham Roadsport	13	20:14.014	5.832	2.040	90.82	1:31.264	5
10	21	Jonny JARRATT	Caterham Roadsport	13	20:14.203	6.021	0.189	90.80	1:31.130	9
11	9	Jimmy BEVAN	Caterham Roadsport	13	20:25.388	17.206	11.185	89.98	1:31.047	8
12	55	Ian KNIGHT	Caterham Roadsport	13	20:27.238	19.056	1.850	89.84	1:32.300	9
13	12	Toby CLOWES	Caterham Roadsport	13	20:37.248	29.066	10.010	89.11	1:30.579	3
14	72	Mark SMITH	Caterham Roadsport	13	20:39.916	31.734	2.668	88.92	1:32.736	12
15	29	Alastair CURREY	Caterham Roadsport	13	20:40.218	32.036	0.302	88.90	1:32.195	11
16	60	Ralph JENNER	Caterham Roadsport	13	20:59.481	51.299	19.263	87.54	1:34.476	3
17	11	Adam HARRISON	Caterham Roadsport	13	21:22.253	1:14.071	22.772	85.98	1:35.958	7
18	66	Richard HILL	Caterham Roadsport	13	21:42.139	1:33.957	19.886	84.67	1:37.032	9
19	6	Neil WRIGHT	Caterham Roadsport	12	20:08.800	1 Lap	1 Lap	84.19	1:36.000	9
20	95	AI MELTON	Caterham Roadsport	12	20:34.909	1 Lap	26.109	82.41	1:31.514	10

NOT CLASSIFIED

DNF	4	Mark TREDWIN	Caterham Roadsport	12	18:38.009	1 Lap		91.03	1:31.256	6
DNF	74	Oli PRATT	Caterham Roadsport	9	14:02.746	4 Laps	3 Laps	90.57	1:30.315	5
DNF	10	James GILMOUR	Caterham Roadsport	8	12:31.918	5 Laps	1 Lap	90.23	1:31.135	6
DNF	37	Tom PONTIN	Caterham Roadsport	5	7:57.733	8 Laps	3 Laps	88.76	1:31.075	5
DNF	76	Richard CLEGG	Caterham Roadsport	2	6:17.525	11 Laps	3 Laps	44.93		
DNF	25*	Neil FRASER	Caterham Roadsport	0						

FASTEST LAP

74	Oli PRATT	Caterham Roadsport	5	1:30.315	93.91 mph	151.13 kph
----	-----------	--------------------	---	----------	-----------	------------

Car 25 - 5 Place grid penalty to be applied at the drivers further race, MSA C1.1.5 Driving in a manner incompatible with general safety

Thruxton

Circuit Length = 2.3560 miles

Start: 15:38 Flag 15:58 End: 16:00

Weather / Track : Bright / Dry

These results are provisional until the conclusion of any judicial and technical matters.

Clerk Of Course :	Timekeeper :
-------------------	--------------

Results can be found at www.tsl-timing.com

Printed - 17:09 Sunday, 02 September 2018



Draper Tools Caterham Roadsport Championship

RACE 13 - LAP CHART

LAP 1 @ 15:40:01.824			LAP 2 @ 15:41:36.673			LAP 3 @ 15:43:09.611			LAP 4 @ 15:44:42.663			LAP 5 @ 15:46:14.926		
NO	BEHIND	LAP TIME	NO	BEHIND	LAP TIME	NO	BEHIND	LAP TIME	NO	BEHIND	LAP TIME	NO	BEHIND	LAP TIME
88		1:38.001	88		1:34.849	3		1:32.343	19		1:32.664	36		1:31.004
3	0.437	1:38.438	3	0.595	1:35.007	19	0.388	1:32.000	88	0.481	1:32.555	77	0.239	1:31.314
19	0.877	1:38.878	19	1.326	1:35.298	77	0.602	1:31.847	77	1.188	1:33.638	88	0.649	1:32.431
77	1.799	1:39.800	77	1.693	1:34.743	88	0.978	1:33.916	36	1.259	1:32.792	19	1.049	1:33.312
80	2.028	1:40.029	10	2.120	1:34.482	10	1.333	1:32.151	3	1.515	1:34.567	3	1.543	1:32.291
10	2.487	1:40.488	4	2.807	1:34.784	36	1.519	1:31.289	4	2.345	1:33.690	17	1.969	1:31.526
86	2.734	1:40.735	36	3.168	1:33.136	4	1.707	1:31.838	10	2.452	1:34.171	80	2.672	1:32.376
4	2.872	1:40.873	80	3.846	1:36.667	17	2.629	1:31.461	80	2.559	1:32.307	4	2.831	1:32.749
21	3.018	1:41.019	17	4.106	1:33.154	12	2.842	1:30.579	17	2.706	1:33.129	86	3.023	1:32.538
12	3.352	1:41.353	86	4.979	1:37.094	86	3.059	1:31.018	86	2.748	1:32.741	74	3.470	1:30.315
8	3.784	1:41.785	12	5.201	1:36.698	80	3.304	1:32.396	74	5.418	1:33.006	10	3.941	1:33.752
36	4.881	1:42.882	21	5.666	1:37.497	21	5.169	1:32.441	21	6.076	1:33.959	8	5.836	1:31.264
55	5.287	1:43.288	8	5.728	1:36.793	74	5.464	1:31.983	8	6.835	1:32.669	21	6.293	1:32.480
17	5.801	1:43.802	55	6.119	1:35.681	8	7.218	1:34.428	37	7.818	1:32.922	37	6.630	1:31.075
74	6.032	1:44.033	74	6.419	1:35.236	29	7.764	1:33.690	55	8.918	1:34.099	55	9.383	1:32.728
29	7.912	1:45.913	29	7.012	1:33.949	55	7.871	1:34.690	29	10.130	1:35.418	9	12.822	1:33.177
37	9.244	1:47.245	37	8.885	1:34.490	37	7.948	1:32.001	9	11.908	1:34.149	29	15.652	1:37.785
72	9.384	1:47.385	72	9.872	1:35.337	72	10.636	1:33.702	72	12.623	1:35.039	72	15.799	1:35.439
11	9.724	1:47.725	9	11.714	1:34.566	9	10.811	1:32.035	60	21.731	1:38.134	95	1 Lap	1:32.824
9	11.997	1:49.998	11	12.888	1:38.013	11	16.407	1:36.457	11	22.446	1:39.091	60	25.213	1:35.745
60	12.958	1:50.959	60	15.111	1:37.002	60	16.649	1:34.476	95	1 Lap	1:32.737	12	25.923	1:30.909
6	14.186	1:52.187	95	1 Lap	3:32.773 P	95	1 Lap	1:37.434	12	27.277	1:57.487	11	27.144	1:36.961
66	15.312	1:53.313	66	21.225	1:40.762	66	25.877	1:37.590	66	30.643	1:37.818	6	37.783	1:39.297
			6	21.535	1:42.198	6	26.976	1:38.379	6	30.749	1:36.825	66	38.128	1:39.748
			76	1 Lap	4:00.092 P	76	1 Lap	2:17.433 P						

Weather / Track : Bright / Dry

Results can be found at www.tsl-timing.com

Page 1 of 3

Thruxton
 Circuit Length = 2.3560 miles
 Start: 15:38 Flag 15:58 End: 16:00

Printed - 16:03 Sunday, 02 September 2018

Draper Tools Caterham Roadsport Championship

RACE 13 - LAP CHART

LAP 6 @ 15:47:46.935			LAP 7 @ 15:49:18.377			LAP 8 @ 15:50:51.438			LAP 9 @ 15:52:23.983			LAP 10 @ 15:53:56.172		
NO	BEHIND	LAP TIME	NO	BEHIND	LAP TIME	NO	BEHIND	LAP TIME	NO	BEHIND	LAP TIME	NO	BEHIND	LAP TIME
88		1:31.360	77		1:31.257	36		1:32.552	3		1:32.366	77		1:31.264
77	0.185	1:31.955	36	0.509	1:31.444	3	0.179	1:31.600	88	0.279	1:32.419	36	0.997	1:31.840
36	0.507	1:32.516	88	1.139	1:32.581	88	0.405	1:32.327	77	0.925	1:32.650	88	1.332	1:33.242
3	0.769	1:31.235	3	1.640	1:32.313	77	0.820	1:33.881	36	1.346	1:33.891	3	1.453	1:33.642
19	1.095	1:32.055	19	2.565	1:32.912	19	0.997	1:31.493	80	2.201	1:30.884	4	1.746	1:31.531
80	1.979	1:31.316	17	2.749	1:32.180	4	3.011	1:33.276	4	2.404	1:31.938	19	2.021	1:31.781
17	2.011	1:32.051	80	2.795	1:32.258	80	3.862	1:34.128	19	2.429	1:33.977	80	2.100	1:32.088
4	2.078	1:31.256	4	2.796	1:32.160	17	3.993	1:34.305	74	2.586	1:31.137	86	2.281	1:31.028
74	2.445	1:30.984	74	2.906	1:31.903	74	3.994	1:34.149	86	3.442	1:30.732	21	3.403	1:31.396
10	3.067	1:31.135	10	4.167	1:32.542	10	4.303	1:33.197	21	4.196	1:31.130	17	4.444	1:30.689
8	6.142	1:32.315	8	6.867	1:32.167	86	5.255	1:30.580	8	5.815	1:32.313	8	5.793	1:32.167
21	6.830	1:32.546	21	7.220	1:31.832	21	5.611	1:31.452	17	5.944	1:34.496	9	13.805	1:33.323
86	7.942	1:36.928	86	7.736	1:31.236	8	6.047	1:32.241	9	12.671	1:32.241	55	14.362	1:33.427
55	11.198	1:33.824	55	13.268	1:33.512	9	12.975	1:31.047	55	13.124	1:32.300	12	25.843	1:31.770
9	14.116	1:33.303	9	14.989	1:32.315	55	13.369	1:33.162	95	1 Lap	1:32.486	95	1 Lap	1:32.800
72	18.895	1:35.105	29	22.017	1:34.034	72	24.298	1:35.172	12	26.262	1:33.338	29	28.297	1:33.387
29	19.425	1:35.782	72	22.187	1:34.734	12	25.469	1:33.062	72	26.669	1:34.916	72	28.564	1:34.084
95	1 Lap	1:32.438	12	25.468	1:30.902	95	1 Lap	1:32.951	29	27.099	1:33.055	60	40.184	1:36.438
12	26.008	1:32.094	95	1 Lap	1:32.232	29	26.589	1:37.633	60	35.935	1:35.540	11	49.516	1:38.554
60	27.839	1:34.635	60	31.204	1:34.807	60	32.940	1:34.797	11	43.151	1:36.469	66	1:07.715	1:38.361
11	31.598	1:36.463	11	36.114	1:35.958	11	39.227	1:36.174	66	1:01.543	1:37.032	6	1:15.449	1:45.718
6	43.709	1:37.935	66	51.573	1:38.841	66	57.056	1:38.544	6	1:01.920	1:36.000			
66	44.174	1:38.055	6	51.829	1:39.562	6	58.465	1:39.697						

Weather / Track : Bright / Dry

Results can be found at www.tsl-timing.com

Page 2 of 3

Thruxton
Circuit Length = 2.3560 miles
Start: 15:38 Flag 15:58 End: 16:00

Printed - 16:03 Sunday, 02 September 2018

Draper Tools Caterham Roadsport Championship

RACE 13 - LAP CHART

LAP 11 @ 15:55:28.597			LAP 12 @ 15:57:00.191			LAP 13 @ 15:58:32.005		
NO	BEHIND	LAP TIME	NO	BEHIND	LAP TIME	NO	BEHIND	LAP TIME
88		1:31.093	88		1:31.594	88		1:31.814
3	0.191	1:31.163	36	0.299	1:31.513	3	0.322	1:31.181
36	0.380	1:31.808	77	0.495	1:31.461	77	0.487	1:31.806
77	0.628	1:33.053	3	0.955	1:32.358	6	1 Lap	1:39.869
4	1.685	1:32.364	80	1.312	1:30.738	80	2.360	1:32.862
80	2.168	1:32.493	4	1.641	1:31.550	36	2.401	1:33.916
86	2.380	1:32.524	19	2.165	1:31.357	19	2.873	1:32.522
19	2.402	1:32.806	86	2.588	1:31.802	86	2.968	1:32.194
17	2.861	1:30.842	17	3.126	1:31.859	17	3.792	1:32.480
21	3.350	1:32.372	21	4.952	1:33.196	8	5.832	1:32.304
8	5.142	1:31.774	8	5.342	1:31.794	21	6.021	1:32.883
9	14.086	1:32.706	9	15.251	1:32.759	9	17.206	1:33.769
55	14.776	1:32.839	55	16.012	1:32.830	55	19.056	1:34.858
95	1 Lap	1:31.514	12	25.614	1:31.255	95	1 Lap	1:32.580
12	25.953	1:32.535	95	1 Lap	1:32.140	12	29.066	1:35.266
29	28.067	1:32.195	29	29.639	1:33.166	72	31.734	1:33.154
72	29.252	1:33.113	72	30.394	1:32.736	29	32.036	1:34.211
60	43.053	1:35.294	60	46.826	1:35.367	60	51.299	1:36.287
11	55.772	1:38.681	11	1:03.811	1:39.633	11	1:14.071	1:42.074
66	1:12.995	1:37.705	66	1:19.888	1:38.487	66	1:33.957	1:45.883
6	1:24.157	1:41.133						

Weather / Track : Bright / Dry

Results can be found at www.tsl-timing.com

Page 3 of 3

Thrupton
Circuit Length = 2.3560 miles
Start: 15:38 Flag 15:58 End: 16:00

Printed - 16:03 Sunday, 02 September 2018

Draper Tools Caterham Roadsport Championship

RACE 13 - LAP ANALYSIS

DIFF = Difference To Personal Best Lap

P1 88 James MCCALL				
LAP	LAP TIME	DIFF	MPH	TIME OF DAY
1 -	1:38.001	6.908	86.54	15:40:01.824
2 -	1:34.849	3.756	89.42	15:41:36.673
3 -	1:33.916	2.823	90.31	15:43:10.589
4 -	1:32.555	1.462	91.63	15:44:43.144
5 -	1:32.431	1.338	91.76	15:46:15.575
6 -	1:31.360 (2)	0.267	92.83	15:47:46.935
7 -	1:32.581	1.488	91.61	15:49:19.516
8 -	1:32.327	1.234	91.86	15:50:51.843
9 -	1:32.419	1.326	91.77	15:52:24.262
10 -	1:33.242	2.149	90.96	15:53:57.504
11 -	1:31.093 (1)		93.10	15:55:28.597
12 -	1:31.594 (3)	0.501	92.60	15:57:00.191
13 -	1:31.814	0.721	92.37	15:58:32.005

P2 3 James MURPHY				
LAP	LAP TIME	DIFF	MPH	TIME OF DAY
1 -	1:38.438	7.275	86.16	15:40:02.261
2 -	1:35.007	3.844	89.27	15:41:37.268
3 -	1:32.343	1.180	91.84	15:43:09.611
4 -	1:34.567	3.404	89.68	15:44:44.178
5 -	1:32.291	1.128	91.90	15:46:16.469
6 -	1:31.235 (3)	0.072	92.96	15:47:47.704
7 -	1:32.313	1.150	91.87	15:49:20.017
8 -	1:31.600	0.437	92.59	15:50:51.617
9 -	1:32.366	1.203	91.82	15:52:23.983
10 -	1:33.642	2.479	90.57	15:53:57.625
11 -	1:31.163 (1)		93.03	15:55:28.788
12 -	1:32.358	1.195	91.83	15:57:01.146
13 -	1:31.181 (2)	0.018	93.01	15:58:32.327

P3 77 Daniel FRENCH				
LAP	LAP TIME	DIFF	MPH	TIME OF DAY
1 -	1:39.800	8.543	84.98	15:40:03.623
2 -	1:34.743	3.486	89.52	15:41:38.366
3 -	1:31.847	0.590	92.34	15:43:10.213
4 -	1:33.638	2.381	90.57	15:44:43.851
5 -	1:31.314 (3)	0.057	92.88	15:46:15.165
6 -	1:31.955	0.698	92.23	15:47:47.120
7 -	1:31.257 (1)		92.94	15:49:18.377
8 -	1:33.881	2.624	90.34	15:50:52.258
9 -	1:32.650	1.393	91.54	15:52:24.908
10 -	1:31.264 (2)	0.007	92.93	15:53:56.172
11 -	1:33.053	1.796	91.14	15:55:29.225
12 -	1:31.461	0.204	92.73	15:57:00.686
13 -	1:31.806	0.549	92.38	15:58:32.492

P4 80 Matt SHEPPARD				
LAP	LAP TIME	DIFF	MPH	TIME OF DAY
1 -	1:40.029	9.291	84.79	15:40:03.852
2 -	1:36.667	5.929	87.74	15:41:40.519
3 -	1:32.396	1.658	91.79	15:43:12.915
4 -	1:32.307	1.569	91.88	15:44:45.222
5 -	1:32.376	1.638	91.81	15:46:17.598
6 -	1:31.316 (3)	0.578	92.88	15:47:48.914
7 -	1:32.258	1.520	91.93	15:49:21.172
8 -	1:34.128	3.390	90.10	15:50:55.300
9 -	1:30.884 (2)	0.146	93.32	15:52:26.184
10 -	1:32.088	1.350	92.10	15:53:58.272
11 -	1:32.493	1.755	91.70	15:55:30.765

DIFF = Difference To Personal Best Lap

12 -	1:30.738 (1)		93.47	15:57:01.503
13 -	1:32.862	2.124	91.33	15:58:34.365

P5 36 Daniel HALSTEAD				
LAP	LAP TIME	DIFF	MPH	TIME OF DAY
1 -	1:42.882	11.878	82.43	15:40:06.705
2 -	1:33.136	2.132	91.06	15:41:39.841
3 -	1:31.289 (2)	0.285	92.90	15:43:11.130
4 -	1:32.792	1.788	91.40	15:44:43.922
5 -	1:31.004 (1)		93.20	15:46:14.926
6 -	1:32.516	1.512	91.67	15:47:47.442
7 -	1:31.444 (3)	0.440	92.75	15:49:18.886
8 -	1:32.552	1.548	91.64	15:50:51.438
9 -	1:33.891	2.887	90.33	15:52:25.329
10 -	1:31.840	0.836	92.35	15:53:57.169
11 -	1:31.808	0.804	92.38	15:55:28.977
12 -	1:31.513	0.509	92.68	15:57:00.490
13 -	1:33.916	2.912	90.31	15:58:34.406

P6 19 Graham MACDONALD				
LAP	LAP TIME	DIFF	MPH	TIME OF DAY
1 -	1:38.878	7.521	85.77	15:40:02.701
2 -	1:35.298	3.941	89.00	15:41:37.999
3 -	1:32.000	0.643	92.19	15:43:09.999
4 -	1:32.664	1.307	91.53	15:44:42.663
5 -	1:33.312	1.955	90.89	15:46:15.975
6 -	1:32.055	0.698	92.13	15:47:48.030
7 -	1:32.912	1.555	91.28	15:49:20.942
8 -	1:31.493 (2)	0.136	92.70	15:50:52.435
9 -	1:33.977	2.620	90.25	15:52:26.412
10 -	1:31.781 (3)	0.424	92.41	15:53:58.193
11 -	1:32.806	1.449	91.39	15:55:30.999
12 -	1:31.357 (1)		92.84	15:57:02.356
13 -	1:32.522	1.165	91.67	15:58:34.878

P7 86 James DE LUSIGNAN				
LAP	LAP TIME	DIFF	MPH	TIME OF DAY
1 -	1:40.735	10.155	84.19	15:40:04.558
2 -	1:37.094	6.514	87.35	15:41:41.652
3 -	1:31.018 (3)	0.438	93.18	15:43:12.670
4 -	1:32.741	2.161	91.45	15:44:45.411
5 -	1:32.538	1.958	91.65	15:46:17.949
6 -	1:36.928	6.348	87.50	15:47:54.877
7 -	1:31.236	0.656	92.96	15:49:26.113
8 -	1:30.580 (1)		93.63	15:50:56.693
9 -	1:30.732 (2)	0.152	93.47	15:52:27.425
10 -	1:31.028	0.448	93.17	15:53:58.453
11 -	1:32.524	1.944	91.66	15:55:30.977
12 -	1:31.802	1.222	92.39	15:57:02.779
13 -	1:32.194	1.614	91.99	15:58:34.973

P8 17 Tom ALLEN				
LAP	LAP TIME	DIFF	MPH	TIME OF DAY
1 -	1:43.802	13.113	81.70	15:40:07.625
2 -	1:33.154	2.465	91.04	15:41:40.779
3 -	1:31.461 (3)	0.772	92.73	15:43:12.240
4 -	1:33.129	2.440	91.07	15:44:45.369
5 -	1:31.526	0.837	92.66	15:46:16.895
6 -	1:32.051	1.362	92.14	15:47:48.946
7 -	1:32.180	1.491	92.01	15:49:21.126
8 -	1:34.305	3.616	89.93	15:50:55.431

Thruxton

Circuit Length = 2.3560 miles

Start: 15:38 Flag 15:58 End: 16:00

Weather / Track : Bright / Dry

Draper Tools Caterham Roadsport Championship

RACE 13 - LAP ANALYSIS

DIFF = Difference To Personal Best Lap

9 -	1:34.496	3.807	89.75	15:52:29.927
10 -	1:30.689 (1)		93.52	15:54:00.616
11 -	1:30.842 (2)	0.153	93.36	15:55:31.458
12 -	1:31.859	1.170	92.33	15:57:03.317
13 -	1:32.480	1.791	91.71	15:58:35.797

P9 8 John ISHERWOOD

LAP	LAP TIME	DIFF	MPH	TIME OF DAY
1 -	1:41.785	10.521	83.32	15:40:05.608
2 -	1:36.793	5.529	87.62	15:41:42.401
3 -	1:34.428	3.164	89.82	15:43:16.829
4 -	1:32.669	1.405	91.52	15:44:49.498
5 -	1:31.264 (1)		92.93	15:46:20.762
6 -	1:32.315	1.051	91.87	15:47:53.077
7 -	1:32.167	0.903	92.02	15:49:25.244
8 -	1:32.241	0.977	91.95	15:50:57.485
9 -	1:32.313	1.049	91.87	15:52:29.798
10 -	1:32.167	0.903	92.02	15:54:01.965
11 -	1:31.774 (2)	0.510	92.41	15:55:33.739
12 -	1:31.794 (3)	0.530	92.39	15:57:05.533
13 -	1:32.304	1.040	91.88	15:58:37.837

P10 21 Jonny JARRATT

LAP	LAP TIME	DIFF	MPH	TIME OF DAY
1 -	1:41.019	9.889	83.95	15:40:04.842
2 -	1:37.497	6.367	86.99	15:41:42.339
3 -	1:32.441	1.311	91.75	15:43:14.780
4 -	1:33.959	2.829	90.26	15:44:48.739
5 -	1:32.480	1.350	91.71	15:46:21.219
6 -	1:32.546	1.416	91.64	15:47:53.765
7 -	1:31.832	0.702	92.36	15:49:25.597
8 -	1:31.452 (3)	0.322	92.74	15:50:57.049
9 -	1:31.130 (1)		93.07	15:52:28.179
10 -	1:31.396 (2)	0.266	92.80	15:53:59.575
11 -	1:32.372	1.242	91.82	15:55:31.947
12 -	1:33.196	2.066	91.00	15:57:05.143
13 -	1:32.883	1.753	91.31	15:58:38.026

P11 9 Jimmy BEVAN

LAP	LAP TIME	DIFF	MPH	TIME OF DAY
1 -	1:49.998	18.951	77.10	15:40:13.821
2 -	1:34.566	3.519	89.68	15:41:48.387
3 -	1:32.035 (2)	0.988	92.15	15:43:20.422
4 -	1:34.149	3.102	90.08	15:44:54.571
5 -	1:33.177	2.130	91.02	15:46:27.748
6 -	1:33.303	2.256	90.90	15:48:01.051
7 -	1:32.315	1.268	91.87	15:49:33.366
8 -	1:31.047 (1)		93.15	15:51:04.413
9 -	1:32.241 (3)	1.194	91.95	15:52:36.654
10 -	1:33.323	2.276	90.88	15:54:09.977
11 -	1:32.706	1.659	91.48	15:55:42.683
12 -	1:32.759	1.712	91.43	15:57:15.442
13 -	1:33.769	2.722	90.45	15:58:49.211

P12 55 Ian KNIGHT

LAP	LAP TIME	DIFF	MPH	TIME OF DAY
1 -	1:43.288	10.988	82.11	15:40:07.111
2 -	1:35.681	3.381	88.64	15:41:42.792
3 -	1:34.690	2.390	89.57	15:43:17.482
4 -	1:34.099	1.799	90.13	15:44:51.581
5 -	1:32.728 (2)	0.428	91.46	15:46:24.309

DIFF = Difference To Personal Best Lap

6 -	1:33.824	1.524	90.39	15:47:58.133
7 -	1:33.512	1.212	90.70	15:49:31.645
8 -	1:33.162	0.862	91.04	15:51:04.807
9 -	1:32.300 (1)		91.89	15:52:37.107
10 -	1:33.427	1.127	90.78	15:54:10.534
11 -	1:32.839	0.539	91.35	15:55:43.373
12 -	1:32.830 (3)	0.530	91.36	15:57:16.203
13 -	1:34.858	2.558	89.41	15:58:51.061

P13 12 Toby CLOWES

LAP	LAP TIME	DIFF	MPH	TIME OF DAY
1 -	1:41.353	10.774	83.68	15:40:05.176
2 -	1:36.698	6.119	87.71	15:41:41.874
3 -	1:30.579 (1)		93.63	15:43:12.453
4 -	1:57.487	26.908	72.19	15:45:09.940
5 -	1:30.909 (3)	0.330	93.29	15:46:40.849
6 -	1:32.094	1.515	92.09	15:48:12.943
7 -	1:30.902 (2)	0.323	93.30	15:49:43.845
8 -	1:33.062	2.483	91.13	15:51:16.907
9 -	1:33.338	2.759	90.86	15:52:50.245
10 -	1:31.770	1.191	92.42	15:54:22.015
11 -	1:32.535	1.956	91.65	15:55:54.550
12 -	1:31.255	0.676	92.94	15:57:25.805
13 -	1:35.266	4.687	89.03	15:59:01.071

P14 72 Mark SMITH

LAP	LAP TIME	DIFF	MPH	TIME OF DAY
1 -	1:47.385	14.649	78.98	15:40:11.208
2 -	1:35.337	2.601	88.96	15:41:46.545
3 -	1:33.702	0.966	90.51	15:43:20.247
4 -	1:35.039	2.303	89.24	15:44:55.286
5 -	1:35.439	2.703	88.86	15:46:30.725
6 -	1:35.105	2.369	89.18	15:48:05.830
7 -	1:34.734	1.998	89.53	15:49:40.564
8 -	1:35.172	2.436	89.11	15:51:15.736
9 -	1:34.916	2.180	89.35	15:52:50.652
10 -	1:34.084	1.348	90.14	15:54:24.736
11 -	1:33.113 (2)	0.377	91.08	15:55:57.849
12 -	1:32.736 (1)		91.45	15:57:30.585
13 -	1:33.154 (3)	0.418	91.04	15:59:03.739

P15 29 Alastair CURREY

LAP	LAP TIME	DIFF	MPH	TIME OF DAY
1 -	1:45.913	13.718	80.08	15:40:09.736
2 -	1:33.949	1.754	90.27	15:41:43.685
3 -	1:33.690	1.495	90.52	15:43:17.375
4 -	1:35.418	3.223	88.88	15:44:52.793
5 -	1:37.785	5.590	86.73	15:46:30.578
6 -	1:35.782	3.587	88.55	15:48:06.360
7 -	1:34.034	1.839	90.19	15:49:40.394
8 -	1:37.633	5.438	86.87	15:51:18.027
9 -	1:33.055 (2)	0.860	91.14	15:52:51.082
10 -	1:33.387	1.192	90.82	15:54:24.469
11 -	1:32.195 (1)		91.99	15:55:56.664
12 -	1:33.166 (3)	0.971	91.03	15:57:29.830
13 -	1:34.211	2.016	90.02	15:59:04.041

P16 60 Ralph JENNER

LAP	LAP TIME	DIFF	MPH	TIME OF DAY
1 -	1:50.959	16.483	76.43	15:40:14.782
2 -	1:37.002	2.526	87.43	15:41:51.784

Weather / Track : Bright / Dry

Thruxton
Circuit Length = 2.3560 miles
Start: 15:38 Flag 15:58 End: 16:00

Draper Tools Caterham Roadsport Championship

RACE 13 - LAP ANALYSIS

DIFF = Difference To Personal Best Lap

3 -	1:34.476 (1)		89.77	15:43:26.260
4 -	1:38.134	3.658	86.42	15:45:04.394
5 -	1:35.745	1.269	88.58	15:46:40.139
6 -	1:34.635 (2)	0.159	89.62	15:48:14.774
7 -	1:34.807	0.331	89.46	15:49:49.581
8 -	1:34.797 (3)	0.321	89.47	15:51:24.378
9 -	1:35.540	1.064	88.77	15:52:59.918
10 -	1:36.438	1.962	87.94	15:54:36.356
11 -	1:35.294	0.818	89.00	15:56:11.650
12 -	1:35.367	0.891	88.93	15:57:47.017
13 -	1:36.287	1.811	88.08	15:59:23.304

P17 11 Adam HARRISON

LAP	LAP TIME	DIFF	MPH	TIME OF DAY
1 -	1:47.725	11.767	78.73	15:40:11.548
2 -	1:38.013	2.055	86.53	15:41:49.561
3 -	1:36.457 (3)	0.499	87.93	15:43:26.018
4 -	1:39.091	3.133	85.59	15:45:05.109
5 -	1:36.961	1.003	87.47	15:46:42.070
6 -	1:36.463	0.505	87.92	15:48:18.533
7 -	1:35.958 (1)		88.38	15:49:54.491
8 -	1:36.174 (2)	0.216	88.19	15:51:30.665
9 -	1:36.469	0.511	87.92	15:53:07.134
10 -	1:38.554	2.596	86.06	15:54:45.688
11 -	1:38.681	2.723	85.94	15:56:24.369
12 -	1:39.633	3.675	85.12	15:58:04.002
13 -	1:42.074	6.116	83.09	15:59:46.076

P18 66 Richard HILL

LAP	LAP TIME	DIFF	MPH	TIME OF DAY
1 -	1:53.313	16.281	74.85	15:40:17.136
2 -	1:40.762	3.730	84.17	15:41:57.898
3 -	1:37.590 (2)	0.558	86.91	15:43:35.488
4 -	1:37.818	0.786	86.70	15:45:13.306
5 -	1:39.748	2.716	85.03	15:46:53.054
6 -	1:38.055	1.023	86.49	15:48:31.109
7 -	1:38.841	1.809	85.81	15:50:09.950
8 -	1:38.544	1.512	86.06	15:51:48.494
9 -	1:37.032 (1)		87.41	15:53:25.526
10 -	1:38.361	1.329	86.22	15:55:03.887
11 -	1:37.705 (3)	0.673	86.80	15:56:41.592
12 -	1:38.487	1.455	86.11	15:58:20.079
13 -	1:45.883	8.851	80.10	16:00:05.962

P19 6 Neil WRIGHT

LAP	LAP TIME	DIFF	MPH	TIME OF DAY
1 -	1:52.187	16.187	75.60	15:40:16.010
2 -	1:42.198	6.198	82.99	15:41:58.208
3 -	1:38.379	2.379	86.21	15:43:36.587
4 -	1:36.825 (2)	0.825	87.59	15:45:13.412
5 -	1:39.297	3.297	85.41	15:46:52.709
6 -	1:37.935 (3)	1.935	86.60	15:48:30.644
7 -	1:39.562	3.562	85.18	15:50:10.206
8 -	1:39.697	3.697	85.07	15:51:49.903
9 -	1:36.000 (1)		88.35	15:53:25.903
10 -	1:45.718	9.718	80.22	15:55:11.621
11 -	1:41.133	5.133	83.86	15:56:52.754
12 -	1:39.869	3.869	84.92	15:58:32.623

DIFF = Difference To Personal Best Lap

P20 95 Al MELTON				
LAP	LAP TIME	DIFF	MPH	TIME OF DAY
1 -	3:32.773 P	2:01.259	39.86	15:41:56.596
2 -	1:37.434	5.920	87.04	15:43:34.030
3 -	1:32.737	1.223	91.45	15:45:06.767
4 -	1:32.824	1.310	91.37	15:46:39.591
5 -	1:32.438	0.924	91.75	15:48:12.029
6 -	1:32.232 (3)	0.718	91.95	15:49:44.261
7 -	1:32.951	1.437	91.24	15:51:17.212
8 -	1:32.486	0.972	91.70	15:52:49.698
9 -	1:32.800	1.286	91.39	15:54:22.498
10 -	1:31.514 (1)		92.68	15:55:54.012
11 -	1:32.140 (2)	0.626	92.05	15:57:26.152
12 -	1:32.580	1.066	91.61	15:58:58.732

P21 4 Mark TREDWIN

LAP	LAP TIME	DIFF	MPH	TIME OF DAY
1 -	1:40.873	9.617	84.08	15:40:04.696
2 -	1:34.784	3.528	89.48	15:41:39.480
3 -	1:31.838	0.582	92.35	15:43:11.318
4 -	1:33.690	2.434	90.52	15:44:45.008
5 -	1:32.749	1.493	91.44	15:46:17.757
6 -	1:31.256 (1)		92.94	15:47:49.013
7 -	1:32.160	0.904	92.03	15:49:21.173
8 -	1:33.276	2.020	90.93	15:50:54.449
9 -	1:31.938	0.682	92.25	15:52:26.387
10 -	1:31.531 (2)	0.275	92.66	15:53:57.918
11 -	1:32.364	1.108	91.82	15:55:30.282
12 -	1:31.550 (3)	0.294	92.64	15:57:01.832

P22 74 Oli PRATT

LAP	LAP TIME	DIFF	MPH	TIME OF DAY
1 -	1:44.033	13.718	81.52	15:40:07.856
2 -	1:35.236	4.921	89.05	15:41:43.092
3 -	1:31.983	1.668	92.20	15:43:15.075
4 -	1:33.006	2.691	91.19	15:44:48.081
5 -	1:30.315 (1)		93.91	15:46:18.396
6 -	1:30.984 (2)	0.669	93.22	15:47:49.380
7 -	1:31.903	1.588	92.28	15:49:21.283
8 -	1:34.149	3.834	90.08	15:50:55.432
9 -	1:31.137 (3)	0.822	93.06	15:52:26.569

P23 10 James GILMOUR

LAP	LAP TIME	DIFF	MPH	TIME OF DAY
1 -	1:40.488	9.353	84.40	15:40:04.311
2 -	1:34.482	3.347	89.76	15:41:38.793
3 -	1:32.151 (2)	1.016	92.04	15:43:10.944
4 -	1:34.171	3.036	90.06	15:44:45.115
5 -	1:33.752	2.617	90.46	15:46:18.867
6 -	1:31.135 (1)		93.06	15:47:50.002
7 -	1:32.542 (3)	1.407	91.65	15:49:22.544
8 -	1:33.197	2.062	91.00	15:50:55.741

P24 37 Tom PONTIN

LAP	LAP TIME	DIFF	MPH	TIME OF DAY
1 -	1:47.245	16.170	79.08	15:40:11.068
2 -	1:34.490	3.415	89.76	15:41:45.558
3 -	1:32.001 (2)	0.926	92.19	15:43:17.559
4 -	1:32.922 (3)	1.847	91.27	15:44:50.481
5 -	1:31.075 (1)		93.12	15:46:21.556

Weather / Track : Bright / Dry

Thruxton
Circuit Length = 2.3560 miles
Start: 15:38 Flag 15:58 End: 16:00

Draper Tools Caterham Roadsport Championship

RACE 13 - LAP ANALYSIS

DIFF = Difference To Personal Best Lap

P25 76 Richard CLEGG				
LAP	LAP TIME	DIFF	MPH	TIME OF DAY
1 -	4:00.092	P	35.32	15:42:23.915
2 -	2:17.433	P	61.71	15:44:41.348

Draper Tools Caterham Roadsport Championship

RACE 13 - POSITION CHART

No	Name	Lap													
		Pos	1	2	3	4	5	6	7	8	9	10	11	12	13
88	MCCALL	1	88	88	3	19	36	88	77	36	3	77	88	88	88
19	MACDONALD	2	3	3	19	88	77	77	36	3	88	36	3	36	3
3	MURPHY	3	19	19	77	77	88	36	88	88	77	88	36	77	77
80	SHEPPARD	4	77	77	88	36	19	3	3	77	36	3	77	3	80
77	FRENCH	5	80	10	10	3	3	19	19	19	80	4	4	80	36
86	DE LUSIGNAN	6	10	4	36	4	17	80	17	4	4	19	80	4	19
25	FRASER	7	86	36	4	10	80	17	80	80	19	80	86	19	86
10	GILMOUR	8	4	80	17	80	4	4	4	17	74	86	19	86	17
12	CLOWES	9	21	17	12	17	86	74	74	74	86	21	17	17	8
21	JARRATT	10	12	86	86	86	74	10	10	10	21	17	21	21	21
95	MELTON	11	8	12	80	74	10	8	8	86	8	8	8	8	9
8	ISHERWOOD	12	36	21	21	21	8	21	21	21	17	9	9	9	55
29	CURREY	13	55	8	74	8	21	86	86	8	9	55	55	55	12
55	KNIGHT	14	17	55	8	37	37	55	55	9	55	12	12	12	72
37	PONTIN	15	74	74	29	55	55	9	9	55	12	29	29	29	29
72	SMITH	16	29	29	55	29	9	72	29	72	72	72	72	72	60
76	CLEGG	17	37	37	37	9	29	29	72	12	29	60	60	60	11
4	TREDWIN	18	72	72	72	72	72	12	12	29	60	11	11	11	66
60	JENNER	19	11	9	9	60	60	60	60	60	11	66	66	66	
11	HARRISON	20	9	11	11	11	12	11	11	11	66	6	6	6	
66	HILL	21	60	60	60	12	11	6	66	66	6	95	95	95	
6	WRIGHT	22	6	66	66	66	6	66	6	6	95				
17	ALLEN	23	66	6	6	6	66	95	95	95					
36	HALSTEAD	24	95	95	95	95	95								
74	PRATT	25	76	76											
9	BEVAN	26													

Weather / Track : Bright / Dry

Results can be found at www.tsl-timing.com

Thrupton
 Circuit Length = 2.3560 miles
 Start: 15:38 Flag 15:58 End: 16:00

Printed - 16:03 Sunday, 02 September 2018