

CATERHAM MOTORSPORT

In partnership with



Brands Hatch

GP Circuit

16th / 17th April 2016

Round 1 & 2

R300-S





Avon Tyres Caterham Superlight Championship

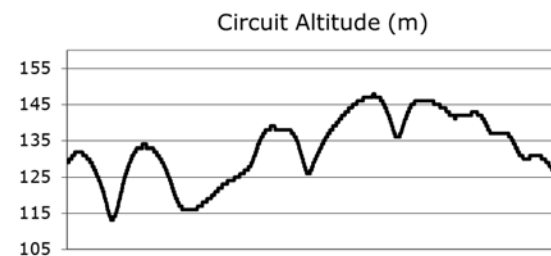
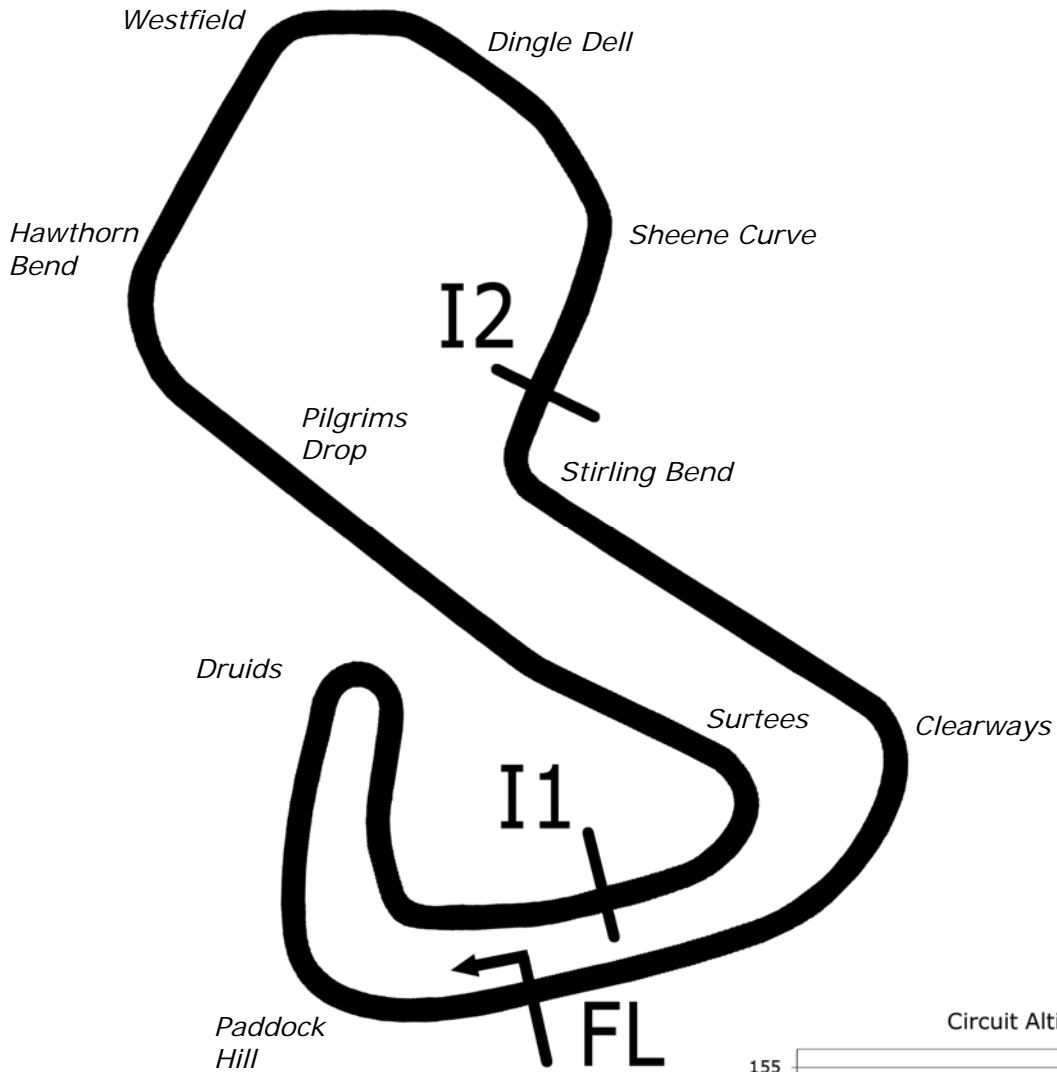
Brands Hatch GP

16th & 17th April 2016



Results Provided by Timing Solutions Ltd
www.tsl-timing.com

Brands Hatch GP



Length	2.4332 miles	3916.0 m	
FL		51.36032 N	0.26032 E
I1	1116m	51.35934 N	0.25955 E
I2	2928m	51.35532 N	0.26250 E
Pit Entry	3646m	51.35911 N	0.25743 E
Pit Exit	26m after FL	51.36027 N	0.26078 E
Pit Entry-Pit Exit 277m, 19.9s @50kph, 16.6s @60kph			

All results available at www.tsl-timing.com

BookaTrack.com Caterham Superlight R300 Championship
QUALIFYING - RACE 2 - CLASSIFICATION - AMENDED

POS	NO	NAME	ENTRY	TIME	ON	LAPS	GAP	DIFF	MPH
1	32	Lee WIGGINS	Caterham Superlight R300-S	1:36.578	8	8			90.70
2	19	Aaron HEAD	Caterham Superlight R300-S	1:36.641	4	4	0.063	0.063	90.64
3	46	Jonathan MORTIMER	Caterham Superlight R300-S	1:36.919	8	8	0.341	0.278	90.38
4	35	Jack SALES	Caterham Superlight R300-S	1:37.119	6	8	0.541	0.200	90.19
5	85	Clive RICHARDS	Caterham Superlight R300-S	1:37.183	4	7	0.605	0.064	90.13
6	8	Stephen NUTTALL	Caterham Superlight R300-S	1:37.356	8	8	0.778	0.173	89.97
7	78	Danny WINSTANLEY	Caterham Superlight R300-S	1:37.512	6	7	0.934	0.156	89.83
8	27	William SMITH	Caterham Superlight R300-S	1:37.734	6	7	1.156	0.222	89.62
9	9*	Matt DYER	Caterham Superlight R300-S	1:37.791	6	7	1.213	0.057	89.57
10	16	Philip GLADMAN	Caterham Superlight R300-S	1:37.896	8	8	1.318	0.105	89.48
11	13	Stuart SIMPSON	Caterham Superlight R300-S	1:38.037	7	8	1.459	0.141	89.35
12	4	Jeremy ELLIS	Caterham Superlight R300-S	1:38.044	8	8	1.466	0.007	89.34
13	66	Paul THACKER	Caterham Superlight R300-S	1:38.116	6	8	1.538	0.072	89.28
14	82	Stewart CALDER	Caterham Superlight R300-S	1:38.510	8	8	1.932	0.394	88.92
15	69	Stephen COLLINS	Caterham Superlight R300-S	1:38.736	6	8	2.158	0.226	88.71
16	23	Justin ARMSTRONG	Caterham Superlight R300-S	1:38.850	7	8	2.272	0.114	88.61
17	25	Danny KILLEEN	Caterham Superlight R300-S	1:38.982	3	4	2.404	0.132	88.49
18	11	Trevor FOWELL	Caterham Superlight R300-S	1:39.034	8	8	2.456	0.052	88.45
19	44	John WHITEHOUSE	Caterham Superlight R300-S	1:39.195	5	8	2.617	0.161	88.30
20	64*	Tom EDEN	Caterham Superlight R300-S	1:39.361	7	8	2.783	0.166	88.16
21	14	Luke BROWES	Caterham Superlight R300-S	1:39.410	5	8	2.832	0.049	88.11
22	77	Christopher WRIGHT	Caterham Superlight R300-S	1:39.449	4	8	2.871	0.039	88.08
23	2	John REID	Caterham Superlight R300-S	1:39.534	5	8	2.956	0.085	88.00
24	55	Steve RUSTON	Caterham Superlight R300-S	1:39.835	4	8	3.257	0.301	87.74
25	81*	Albert VELLA	Caterham Superlight R300-S	1:39.950	7	8	3.372	0.115	87.64
26	18	Oscar ROVELLI	Caterham Superlight R300-S	1:40.001	7	8	3.423	0.051	87.59
27	50	David BRIAULT	Caterham Superlight R300-S	1:40.158	5	8	3.580	0.157	87.46
28	17	Paul O REILLY	Caterham Superlight R300-S	1:40.175	8	8	3.597	0.017	87.44
29	3	Keith ASHWORTH	Caterham Superlight R300-S	1:40.591	8	8	4.013	0.416	87.08
30	6	Ian SPARSHOTT	Caterham Superlight R300-S	1:40.657	8	8	4.079	0.066	87.02
31	22	Paul BROWES	Caterham Superlight R300-S	1:41.383	7	7	4.805	0.726	86.40
32	42	Rodney ARNOLD	Caterham Superlight R300-S	1:41.766	4	7	5.188	0.383	86.07
33	5	James ASHWORTH	Caterham Superlight R300-S	1:42.038	7	8	5.460	0.272	85.84
34	59	Ron JOHNSON	Caterham Superlight R300-S	1:52.239	4	4	15.661	10.201	78.04
35	88	Finlay HUTCHISON	Caterham Superlight R300-S			7			

Cars 9, 64 and 81 - Lap time disallowed, track limits

Car 88 - C.3.3 Qualifying times disallowed for incorrect tyres, championship regulation 5.13.1

Brands Hatch GP

Circuit Length = 2.4332 miles

Start: 11:13 Flag 11:29 End: 11:29

Weather / Track : Cloudy / Dry

These results are provisional until the conclusion of any judicial and technical matters.

Clerk Of Course :		Timekeeper :
-------------------	--	--------------

Results can be found at www.tsl-timing.com

Printed - 13:54 Saturday, 16 April 2016



BookaTrack.com Caterham Superlight R300 Championship

QUALIFYING - RACE 2 - SECTOR ANALYSIS

SECTOR 1 = FL to I1, SECTOR 2 = I1 to I2, SECTOR 3 = I2 to FL, DIFF = Difference To Personal Best Lap

P1 32		Lee WIGGINS					Caterham Superlight R300-S				
IDEAL LAP TIME : 1:36.568		BEST LAP TIME : 1:36.578			DIFFERENCE : 0.010						
LAP	SECTOR 1	SECTOR 2		SECTOR 3		LAP TIME	MPH	DIFF	TIME OF DAY		
1 -	OUTLAP	91.4	46.483	73.8	24.445	115.1	1:48.574	80.68	11.996	11:15:30.514	
2 -	31.787	97.6	44.247	88.7	23.729	117.7	1:39.763	87.80	3.185	11:17:10.277	
3 -	30.770	100.6	43.551	87.3	23.615	117.5	1:37.936	89.44	1.358	11:18:48.213	
4 -	30.790	101.3	43.307	87.2	23.479	118.5	1:37.576 (3)	89.77	0.998	11:20:25.789	
5 -	30.762	100.1	54.588	84.3	23.259	122.4	1:48.609	80.65	12.031	11:22:14.398	
6 -	31.535	102.4	43.406	83.7	23.375	120.2	1:38.316	89.09	1.738	11:23:52.714	
7 -	30.634	101.6	43.649	83.7	23.272	121.5	1:37.555 (2)	89.79	0.977	11:25:30.269	
8 -	30.393	102.4	42.916	90.1	23.269	119.8	1:36.578 (1)	90.70		11:27:06.847	

P2 19		Aaron HEAD					Caterham Superlight R300-S				
IDEAL LAP TIME : 1:36.144		BEST LAP TIME : 1:36.641			DIFFERENCE : 0.497						
LAP	SECTOR 1	SECTOR 2		SECTOR 3		LAP TIME	MPH	DIFF	TIME OF DAY		
1 -	OUTLAP	93.9	47.458	80.4	24.108	117.1	1:48.195	80.96	11.554	11:15:56.710	
2 -	31.157	101.0	43.134	87.8	24.115	121.5	1:38.406 (3)	89.01	1.765	11:17:35.116	
3 -	30.880	100.9	43.489	87.9	23.546	118.7	1:37.915 (2)	89.46	1.274	11:19:13.031	
4 -	30.616	101.0	42.826	91.6	23.199	119.6	1:36.641 (1)	90.64		11:20:49.672	

P3 46		Jonathan MORTIMER					Caterham Superlight R300-S				
IDEAL LAP TIME : 1:36.919		BEST LAP TIME : 1:36.919			DIFFERENCE : 0.000						
LAP	SECTOR 1	SECTOR 2		SECTOR 3		LAP TIME	MPH	DIFF	TIME OF DAY		
1 -	OUTLAP	92.3	46.127	67.3	24.880	119.4	1:48.957	80.39	12.038	11:15:36.233	
2 -	31.586	90.6	44.872	78.9	23.819	120.0	1:40.277	87.35	3.358	11:17:16.510	
3 -	31.448	98.5	44.428	85.8	23.668	118.7	1:39.544	87.99	2.625	11:18:56.054	
4 -	31.124	98.8	43.662	86.5	23.742	115.9	1:38.528	88.90	1.609	11:20:34.582	
5 -	30.695	99.4	43.613	88.7	23.822	115.9	1:38.130 (2)	89.26	1.211	11:22:12.712	
6 -	30.513	100.3	43.740	85.3	23.904	115.9	1:38.157 (3)	89.24	1.238	11:23:50.869	
7 -	30.496	100.3	44.156	85.7	23.535	116.9	1:38.187	89.21	1.268	11:25:29.056	
8 -	30.355	101.0	43.125	82.9	23.439	122.2	1:36.919 (1)	90.38		11:27:05.975	

P4 35		Jack SALES					Caterham Superlight R300-S				
IDEAL LAP TIME : 1:36.531		BEST LAP TIME : 1:37.119			DIFFERENCE : 0.588						
LAP	SECTOR 1	SECTOR 2		SECTOR 3		LAP TIME	MPH	DIFF	TIME OF DAY		
1 -	OUTLAP	90.5	46.963	73.3	24.512	119.4	1:47.825	81.24	10.706	11:15:38.807	
2 -	31.076	98.6	44.827	77.2	24.139	122.9	1:40.042	87.56	2.923	11:17:18.849	
3 -	31.148	96.8	43.843	76.6	23.595	122.9	1:38.586 (3)	88.85	1.467	11:18:57.435	
4 -	31.917	98.6	44.037	79.6	23.727	123.3	1:39.681	87.87	2.562	11:20:37.116	
5 -	32.011	94.3	43.601	84.0	23.479	119.6	1:39.091	88.40	1.972	11:22:16.207	
6 -	31.032	100.9	42.990	86.8	23.097	123.1	1:37.119 (1)	90.19		11:23:53.326	
7 -	30.444	102.1	43.529	80.8	23.307	124.9	1:37.280 (2)	90.04	0.161	11:25:30.606	
8 -	30.711	101.5	45.382	87.1	23.329	118.7	1:39.422	88.10	2.303	11:27:10.028	

P5 85		Clive RICHARDS					Caterham Superlight R300-S				
IDEAL LAP TIME : 1:36.918		BEST LAP TIME : 1:37.183			DIFFERENCE : 0.265						
LAP	SECTOR 1	SECTOR 2		SECTOR 3		LAP TIME	MPH	DIFF	TIME OF DAY		
1 -	OUTLAP	94.6	48.787	74.8	24.489	121.7	1:50.602	79.20	13.419	11:15:59.962	
2 -	31.651	100.1	43.902	82.1	23.590	118.7	1:39.143	88.35	1.960	11:17:39.105	
3 -	30.726	101.2	43.492	87.0	23.312	120.9	1:37.530	89.81	0.347	11:19:16.635	
4 -	30.573	101.5	43.227	86.4	23.383	119.4	1:37.183 (1)	90.13		11:20:53.818	
5 -	30.460	101.2	43.394	89.0	23.435	119.1	1:37.289 (2)	90.03	0.106	11:22:31.107	
6 -	30.391	101.9	43.831	86.2	23.300	119.1	1:37.522 (3)	89.82	0.339	11:24:08.629	
7 -	30.583	101.5	43.745	83.5	IN PIT		3:11.480 P	45.74	1:34.297	11:27:20.109	

P6 8		Stephen NUTTALL					Caterham Superlight R300-S				
IDEAL LAP TIME : 1:37.356		BEST LAP TIME : 1:37.356			DIFFERENCE : 0.000						
LAP	SECTOR 1	SECTOR 2		SECTOR 3		LAP TIME	MPH	DIFF	TIME OF DAY		

Weather / Track : Cloudy / Dry

Brands Hatch GP
Circuit Length = 2.4332 miles
Start: 11:13 Flag 11:29 End: 11:29

BookaTrack.com Caterham Superlight R300 Championship

QUALIFYING - RACE 2 - SECTOR ANALYSIS

SECTOR 1 = FL to I1, SECTOR 2 = I1 to I2, SECTOR 3 = I2 to FL, DIFF = Difference To Personal Best Lap

Lap	Driver	S1	S2	S3	L1	L2	L3	MPH	DIFF	Time
1 -	OUTLAP	90.0	47.302	67.5	25.010	119.1	1:49.958	79.66	12.602	11:15:38.139
2 -	31.432	99.4	44.052	83.8	23.455	122.6	1:38.939	88.53	1.583	11:17:17.078
3 -	31.117	96.0	45.166	76.7	23.529	124.0	1:39.812	87.76	2.456	11:18:56.890
4 -	31.038	99.8	44.163	82.9	23.342	121.5	1:38.543	88.89	1.187	11:20:35.433
5 -	30.471	101.5	43.824	86.0	23.400	121.1	1:37.695 (2)	89.66	0.339	11:22:13.128
6 -	30.546	102.7	43.796	83.1	24.101	119.4	1:38.443	88.98	1.087	11:23:51.571
7 -	30.426	101.8	44.271	85.3	23.608	119.6	1:38.305 (3)	89.10	0.949	11:25:29.876
8 -	30.376	101.6	43.731	88.5	23.249	122.4	1:37.356 (1)	89.97		11:27:07.232

P7 78 Danny WINSTANLEY		Caterham Superlight R300-S									
IDEAL LAP TIME : 1:37.512		BEST LAP TIME : 1:37.512				DIFFERENCE : 0.000					
LAP	SECTOR 1	SECTOR 2		SECTOR 3		LAP TIME	MPH	DIFF	TIME OF DAY		
1 -	OUTLAP	94.9	45.225	75.4	24.134	116.5	1:45.945	82.68	8.433	11:16:55.192	
2 -	31.136	99.2	43.845	80.7	23.634	117.3	1:38.615 (2)	88.82	1.103	11:18:33.807	
3 -	31.101	98.3	43.955	83.1	23.630	116.9	1:38.686 (3)	88.76	1.174	11:20:12.493	
4 -	30.795	99.5	44.271	82.8	IN PIT		2:32.465 P	57.45	54.953	11:22:44.958	
5 -	OUTLAP	100.0	43.931	85.8	23.494	117.5	1:40.356	87.28	2.844	11:24:25.314	
6 -	30.550	100.9	43.526	89.5	23.436	118.9	1:37.512 (1)	89.83		11:26:02.826	
7 -	30.580	100.9	45.833	86.1	23.440	116.9	1:39.853	87.72	2.341	11:27:42.679	

P8 27 William SMITH		Caterham Superlight R300-S									
IDEAL LAP TIME : 1:37.254		BEST LAP TIME : 1:37.734				DIFFERENCE : 0.480					
LAP	SECTOR 1	SECTOR 2		SECTOR 3		LAP TIME	MPH	DIFF	TIME OF DAY		
1 -	OUTLAP	92.3	47.753	66.7	25.851	115.9	1:50.704	79.12	12.970	11:15:50.429	
2 -	31.874	96.1	44.971	83.5	24.101	116.9	1:40.946	86.77	3.212	11:17:31.375	
3 -	31.004	98.8	44.254	86.5	23.726	117.5	1:38.984	88.49	1.250	11:19:10.359	
4 -	30.395	99.8	44.187	87.9	23.754	117.7	1:38.336 (3)	89.08	0.602	11:20:48.695	
5 -	30.491	100.1	44.063	87.3	23.361	119.6	1:37.915 (2)	89.46	0.181	11:22:26.610	
6 -	30.716	98.8	43.498	88.8	23.520	118.1	1:37.734 (1)	89.62		11:24:04.344	
7 -	30.468	101.0	44.242	86.5	IN PIT		3:22.388 P	43.28	1:44.654	11:27:26.732	

P9 9 Matt DYER		Caterham Superlight R300-S									
IDEAL LAP TIME : 1:37.075		BEST LAP TIME : 1:37.791				DIFFERENCE : 0.716					
LAP	SECTOR 1	SECTOR 2		SECTOR 3		LAP TIME	MPH	DIFF	TIME OF DAY		
1 -	OUTLAP	91.6	48.442	51.9	26.197	121.7	1:51.764	78.37	13.973	11:15:41.257	
2 -	31.725	100.6	43.831	88.0	23.619	119.4	1:39.175 D	88.32	1.384	11:17:20.432	
3 -	31.102	100.6	44.236	70.1	24.959	119.8	1:40.297	87.33	2.506	11:19:00.729	
4 -	31.431	97.6	43.652	85.8	23.468	124.5	1:38.551 (3)	88.88	0.760	11:20:39.280	
5 -	31.264	99.4	43.472	87.7	23.361	121.3	1:38.097 (2)	89.29	0.306	11:22:17.377	
6 -	30.940	101.5	43.258	87.0	23.593	118.7	1:37.791 (1)	89.57		11:23:55.168	
7 -	30.456	101.0	44.334	83.3	23.843	117.3	1:38.633	88.81	0.842	11:25:33.801	

P10 16 Philip GLADMAN		Caterham Superlight R300-S									
IDEAL LAP TIME : 1:37.570		BEST LAP TIME : 1:37.896				DIFFERENCE : 0.326					
LAP	SECTOR 1	SECTOR 2		SECTOR 3		LAP TIME	MPH	DIFF	TIME OF DAY		
1 -	OUTLAP	79.8	48.339	74.1	25.296	117.7	1:54.817	76.29	16.921	11:15:33.520	
2 -	32.564	98.8	45.517	84.0	23.960	118.3	1:42.041	85.84	4.145	11:17:15.561	
3 -	31.583	99.1	45.580	81.9	23.715	122.4	1:40.878	86.83	2.982	11:18:56.439	
4 -	31.560	93.5	44.534	83.6	23.562	121.7	1:39.656	87.90	1.760	11:20:36.095	
5 -	30.714	101.2	43.685	81.3	23.636	121.3	1:38.035 (2)	89.35	0.139	11:22:14.130	
6 -	31.491	100.4	43.487	88.7	23.691	124.2	1:38.669 (3)	88.78	0.773	11:23:52.799	
7 -	32.254	95.7	47.459	80.7	23.996	118.5	1:43.709	84.46	5.813	11:25:36.508	
8 -	30.868	100.7	43.659	83.9	23.369	120.6	1:37.896 (1)	89.48		11:27:14.404	

P11 13 Stuart SIMPSON		Caterham Superlight R300-S									
IDEAL LAP TIME : 1:37.948		BEST LAP TIME : 1:38.037				DIFFERENCE : 0.089					
LAP	SECTOR 1	SECTOR 2		SECTOR 3		LAP TIME	MPH	DIFF	TIME OF DAY		
1 -	OUTLAP	68.5	55.523	78.5	24.830	117.3	2:04.809	70.18	26.772	11:15:59.725	
2 -	32.498	99.1	43.912	80.9	23.854	120.0	1:40.264	87.36	2.227	11:17:39.989	

Weather / Track : Cloudy / Dry

Brands Hatch GP

Circuit Length = 2.4332 miles

Start: 11:13 Flag 11:29 End: 11:29

BookaTrack.com Caterham Superlight R300 Championship

QUALIFYING - RACE 2 - SECTOR ANALYSIS

SECTOR 1 = FL to I1, SECTOR 2 = I1 to I2, SECTOR 3 = I2 to FL, DIFF = Difference To Personal Best Lap

3 -	30.802	100.7	43.665	80.8	23.883	122.9	1:38.350	(3)	89.06	0.313	11:19:18.339
4 -	31.227	96.5	44.850	85.0	23.703	120.6	1:39.780		87.79	1.743	11:20:58.119
5 -	31.003	91.5	43.624	86.4	23.709	118.7	1:38.336	(2)	89.08	0.299	11:22:36.455
6 -	30.928	100.3	43.940	87.7	23.527	118.5	1:38.395		89.02	0.358	11:24:14.850
7 -	30.819	99.2	43.619	87.9	23.599	117.5	1:38.037	(1)	89.35		11:25:52.887
8 -	35.161	76.7	54.833	85.0	23.541	120.6	1:53.535		77.15	15.498	11:27:46.422

P12	4	Jeremy ELLIS					Caterham Superlight R300-S				
IDEAL LAP TIME : 1:38.026		BEST LAP TIME : 1:38.044			DIFFERENCE : 0.018						
LAP	SECTOR 1	SECTOR 2		SECTOR 3		LAP TIME	MPH	DIFF	TIME OF DAY		
1 -	OUTLAP	92.4	47.526	73.9	24.675	118.7	1:51.489	78.57	13.445	11:15:31.257	
2 -	32.200	97.9	44.466	83.4	23.966	118.3	1:40.632	87.04	2.588	11:17:11.889	
3 -	31.245	99.2	43.684	85.2	23.684	118.1	1:38.613	88.83	0.569	11:18:50.502	
4 -	30.938	100.3	43.723	83.5	23.827	118.3	1:38.488	(3)	88.94	0.444	11:20:28.990
5 -	31.164	100.1	44.459	88.0	23.947	117.3	1:39.570	87.97	1.526	11:22:08.560	
6 -	31.275	99.7	43.488	85.2	23.707	118.1	1:38.470	(2)	88.95	0.426	11:23:47.030
7 -	32.129	98.1	44.567	84.6	24.064	116.7	1:40.760	86.93	2.716	11:25:27.790	
8 -	30.955	99.7	43.489	87.0	23.600	118.3	1:38.044	(1)	89.34		11:27:05.834

P13	66	Paul THACKER					Caterham Superlight R300-S				
IDEAL LAP TIME : 1:37.669		BEST LAP TIME : 1:38.116			DIFFERENCE : 0.447						
LAP	SECTOR 1	SECTOR 2		SECTOR 3		LAP TIME	MPH	DIFF	TIME OF DAY		
1 -	OUTLAP	88.0	48.432	68.1	24.598	120.4	1:50.076	79.57	11.960	11:15:35.558	
2 -	32.046	99.4	44.796	81.6	23.505	120.9	1:40.347	87.29	2.231	11:17:15.905	
3 -	31.516	101.5	44.317	85.1	23.764	116.9	1:39.597	87.95	1.481	11:18:55.502	
4 -	31.269	100.0	44.540	82.0	23.594	121.5	1:39.403	88.12	1.287	11:20:34.905	
5 -	30.686	102.4	44.519	84.7	23.620	121.1	1:38.825	(3)	88.63	0.709	11:22:13.730
6 -	30.795	101.9	43.638	85.9	23.683	122.9	1:38.116	(1)	89.28		11:23:51.846
7 -	30.526	102.7	44.439	82.5	23.785	122.0	1:38.750	(2)	88.70	0.634	11:25:30.596
8 -	30.590	101.0	47.973	88.7	23.584	117.7	1:42.147	85.75	4.031	11:27:12.743	

P14	82	Stewart CALDER					Caterham Superlight R300-S				
IDEAL LAP TIME : 1:38.510		BEST LAP TIME : 1:38.510			DIFFERENCE : 0.000						
LAP	SECTOR 1	SECTOR 2		SECTOR 3		LAP TIME	MPH	DIFF	TIME OF DAY		
1 -	OUTLAP	83.3	48.680	72.3	24.985	117.7	1:52.468	77.88	13.958	11:15:35.479	
2 -	33.487	97.5	45.243	80.2	24.295	121.1	1:43.025	85.02	4.515	11:17:18.504	
3 -	31.989	99.4	44.761	79.0	24.148	120.4	1:40.898	86.81	2.388	11:18:59.402	
4 -	31.882	98.5	44.151	86.9	23.733	119.6	1:39.766	(3)	87.80	1.256	11:20:39.168
5 -	32.342	98.1	43.905	85.9	23.892	120.2	1:40.139	87.47	1.629	11:22:19.307	
6 -	31.617	98.5	44.896	86.5	23.774	118.3	1:40.287	87.34	1.777	11:23:59.594	
7 -	31.561	99.7	44.082	86.2	23.760	119.1	1:39.403	(2)	88.12	0.893	11:25:38.997
8 -	31.237	101.0	43.712	90.8	23.561	119.1	1:38.510	(1)	88.92		11:27:17.507

P15	69	Stephen COLLINS					Caterham Superlight R300-S				
IDEAL LAP TIME : 1:38.333		BEST LAP TIME : 1:38.736			DIFFERENCE : 0.403						
LAP	SECTOR 1	SECTOR 2		SECTOR 3		LAP TIME	MPH	DIFF	TIME OF DAY		
1 -	OUTLAP	84.6	47.573	79.3	24.439	120.4	1:49.764	79.80	11.028	11:15:34.037	
2 -	32.577	99.5	45.403	83.4	23.812	121.7	1:41.792	86.05	3.056	11:17:15.829	
3 -	31.836	99.4	45.318	77.2	23.615	124.7	1:40.769	86.92	2.033	11:18:56.598	
4 -	32.035	98.9	44.246	83.0	24.580	121.7	1:40.861	86.85	2.125	11:20:37.459	
5 -	31.498	99.8	44.244	82.9	23.483	121.1	1:39.225	(3)	88.28	0.489	11:22:16.684
6 -	31.120	100.9	44.089	85.3	23.527	121.1	1:38.736	(1)	88.71		11:23:55.420
7 -	30.876	100.3	44.672	82.3	23.930	117.9	1:39.478	88.05	0.742	11:25:34.898	
8 -	31.248	99.7	43.974	91.0	23.564	119.4	1:38.786	(2)	88.67	0.050	11:27:13.684

P16	23	Justin ARMSTRONG					Caterham Superlight R300-S				
IDEAL LAP TIME : 1:38.312		BEST LAP TIME : 1:38.850			DIFFERENCE : 0.538						
LAP	SECTOR 1	SECTOR 2		SECTOR 3		LAP TIME	MPH	DIFF	TIME OF DAY		
1 -	OUTLAP	91.1	46.726	65.0	25.103	118.1	1:49.125	80.27	10.275	11:15:41.166	

Weather / Track : Cloudy / Dry

Brands Hatch GP
Circuit Length = 2.4332 miles
Start: 11:13 Flag 11:29 End: 11:29

BookaTrack.com Caterham Superlight R300 Championship

QUALIFYING - RACE 2 - SECTOR ANALYSIS

SECTOR 1 = FL to I1, SECTOR 2 = I1 to I2, SECTOR 3 = I2 to FL, DIFF = Difference To Personal Best Lap

2 -	32.564	100.3	44.350	83.7	23.966	118.5	1:40.880	86.83	2.030	11:17:22.046
3 -	31.032	100.4	44.177	82.8	23.812	120.9	1:39.021 (2)	88.46	0.171	11:19:01.067
4 -	31.490	98.6	45.764	82.2	23.956	119.6	1:41.210	86.55	2.360	11:20:42.277
5 -	31.498	98.3	45.221	74.3	26.148	117.1	1:42.867	85.15	4.017	11:22:25.144
6 -	32.713	100.9	44.107	84.5	23.571	118.5	1:40.391	87.25	1.541	11:24:05.535
7 -	30.831	100.4	44.371	83.5	23.648	120.0	1:38.850 (1)	88.61		11:25:44.385
8 -	31.196	99.7	44.274	87.9	23.747	117.9	1:39.217 (3)	88.28	0.367	11:27:23.602

P17 25		Danny KILLEEN					Caterham Superlight R300-S				
IDEAL LAP TIME : 1:38.793		BEST LAP TIME : 1:38.982					DIFFERENCE : 0.189				
LAP	SECTOR 1	SECTOR 2		SECTOR 3		LAP TIME	MPH	DIFF	TIME OF DAY		
1 -	OUTLAP	94.5	46.386	70.4	24.477	122.4	1:52.826	77.64	13.844	11:15:39.070	
2 -	31.273	101.6	44.038	77.5	23.871	121.1	1:39.182 (2)	88.32	0.200	11:17:18.252	
3 -	31.462	100.3	43.848	74.8	23.672	122.6	1:38.982 (1)	88.49		11:18:57.234	
4 -	31.843	100.3	43.860	88.1	23.907	120.4	1:39.610 (3)	87.94	0.628	11:20:36.844	

P18 11		Trevor FOWELL					Caterham Superlight R300-S				
IDEAL LAP TIME : 1:38.589		BEST LAP TIME : 1:39.034					DIFFERENCE : 0.445				
LAP	SECTOR 1	SECTOR 2		SECTOR 3		LAP TIME	MPH	DIFF	TIME OF DAY		
1 -	OUTLAP	77.0	48.367	65.0	25.803	115.9	1:53.014	77.51	13.980	11:16:21.508	
2 -	32.086	97.6	45.226	85.9	24.092	115.9	1:41.404	86.38	2.370	11:18:02.912	
3 -	32.020	98.9	44.917	88.3	23.794	117.7	1:40.731	86.96	1.697	11:19:43.643	
4 -	31.128	98.9	43.924	83.3	24.210	117.1	1:39.262 (3)	88.24	0.228	11:21:22.905	
5 -	31.378	99.7	44.141	83.7	23.696	117.1	1:39.215 (2)	88.29	0.181	11:23:02.120	
6 -	31.229	98.6	45.035	88.1	23.807	117.3	1:40.071	87.53	1.037	11:24:42.191	
7 -	31.125	99.1	44.926	87.8	23.774	118.7	1:39.825	87.75	0.791	11:26:22.016	
8 -	31.018	91.9	44.369	87.8	23.647	120.6	1:39.034 (1)	88.45		11:28:01.050	

P19 44		John WHITEHOUSE					Caterham Superlight R300-S				
IDEAL LAP TIME : 1:38.953		BEST LAP TIME : 1:39.195					DIFFERENCE : 0.242				
LAP	SECTOR 1	SECTOR 2		SECTOR 3		LAP TIME	MPH	DIFF	TIME OF DAY		
1 -	OUTLAP	90.3	52.623	72.3	25.313	117.3	1:55.913	75.57	16.718	11:16:07.703	
2 -	32.394	95.1	45.081	79.1	23.995	122.4	1:41.470	86.32	2.275	11:17:49.173	
3 -	32.445	88.7	44.195	82.2	24.638	117.7	1:41.278	86.49	2.083	11:19:30.451	
4 -	32.842	91.8	44.478	84.9	24.231	118.3	1:41.551	86.26	2.356	11:21:12.002	
5 -	31.135	99.4	44.265	83.5	23.795	121.1	1:39.195 (1)	88.30		11:22:51.197	
6 -	31.983	95.1	46.246	83.4	23.974	120.9	1:42.203	85.71	3.008	11:24:33.400	
7 -	31.658	95.3	44.905	84.9	23.623	122.2	1:40.186 (3)	87.43	0.991	11:26:13.586	
8 -	31.551	96.9	44.557	83.9	23.668	122.0	1:39.776 (2)	87.79	0.581	11:27:53.362	

P20 64		Tom EDEN					Caterham Superlight R300-S				
IDEAL LAP TIME : 1:38.944		BEST LAP TIME : 1:39.361					DIFFERENCE : 0.417				
LAP	SECTOR 1	SECTOR 2		SECTOR 3		LAP TIME	MPH	DIFF	TIME OF DAY		
1 -	OUTLAP	93.5	46.326	81.2	24.269	116.1	1:48.466	80.76	9.105	11:16:58.533	
2 -	31.501	98.3	44.441	90.6	24.010	117.3	1:39.952 (3)	87.64	0.591	11:18:38.485	
3 -	31.552	98.9	44.243	84.7	25.113	116.7	1:40.908	86.81	1.547	11:20:19.393	
4 -	31.504	99.5	44.126	88.7	24.069	115.9	1:39.699 D	87.86	0.338	11:21:59.092	
5 -	31.202	98.9	44.609	85.5	24.035	115.9	1:39.846 (2)	87.73	0.485	11:23:38.938	
6 -	30.978	99.8	46.329	76.6	24.659	115.5	1:41.966	85.90	2.605	11:25:20.904	
7 -	31.126	99.1	44.395	86.5	23.840	116.7	1:39.361 (1)	88.16		11:27:00.265	
8 -	32.545	85.0	46.560	80.7	24.587	105.5	1:43.692	84.47	4.331	11:28:43.957	

P21 14		Luke BROWES					Caterham Superlight R300-S				
IDEAL LAP TIME : 1:39.343		BEST LAP TIME : 1:39.410					DIFFERENCE : 0.067				
LAP	SECTOR 1	SECTOR 2		SECTOR 3		LAP TIME	MPH	DIFF	TIME OF DAY		
1 -	OUTLAP	82.4	50.269	66.3	26.024	120.6	1:57.182	74.75	17.772	11:16:22.606	
2 -	32.810	99.8	45.594	79.0	24.519	122.6	1:42.923	85.11	3.513	11:18:05.529	
3 -	32.441	97.5	44.689	81.6	24.298	117.5	1:41.428 (3)	86.36	2.018	11:19:46.957	
4 -	31.941	98.1	44.549	82.4	24.304	117.3	1:40.794 (2)	86.90	1.384	11:21:27.751	

Weather / Track : Cloudy / Dry

Brands Hatch GP

Circuit Length = 2.4332 miles

Start: 11:13 Flag 11:29 End: 11:29

BookaTrack.com Caterham Superlight R300 Championship

QUALIFYING - RACE 2 - SECTOR ANALYSIS

SECTOR 1 = FL to I1, SECTOR 2 = I1 to I2, SECTOR 3 = I2 to FL, DIFF = Difference To Personal Best Lap

5 -	31.723	99.8	43.911	85.7	23.776	119.1	1:39.410 (1)	88.11			11:23:07.161
6 -	31.720	94.9	47.464	73.0	25.509	116.5	1:44.693	83.67	5.283		11:24:51.854
7 -	31.656	99.2	45.538	79.5	24.835	117.1	1:42.029	85.85	2.619		11:26:33.883
8 -	32.326	92.9	48.697	77.3	25.496	104.5	1:46.519	82.23	7.109		11:28:20.402

P22	77	Christopher WRIGHT				Caterham Superlight R300-S					
IDEAL LAP TIME : 1:39.205		BEST LAP TIME : 1:39.449				DIFFERENCE : 0.244					
LAP	SECTOR 1	SECTOR 2	SECTOR 3	LAP TIME	MPH	DIFF	TIME OF DAY				
1 -	OUTLAP	87.4	49.351	74.7	24.915	117.1	1:51.698	78.42	12.249		11:16:06.036
2 -	32.810	91.4	45.981	75.5	24.013	122.4	1:42.804	85.20	3.355		11:17:48.840
3 -	32.305	92.4	45.245	78.9	24.458	117.5	1:42.008	85.87	2.559		11:19:30.848
4 -	31.424	98.2	44.244	83.2	23.781	118.9	1:39.449 (1)	88.08			11:21:10.297
5 -	31.199	96.6	45.155	80.4	23.762	118.3	1:40.116 (2)	87.49	0.667		11:22:50.413
6 -	32.038	92.4	45.026	77.8	24.054	119.6	1:41.118	86.62	1.669		11:24:31.531
7 -	31.456	93.9	45.157	81.9	24.387	116.7	1:41.000	86.73	1.551		11:26:12.531
8 -	31.275	97.6	44.999	82.1	24.034	117.1	1:40.308 (3)	87.32	0.859		11:27:52.839

P23	2	John REID				Caterham Superlight R300-S					
IDEAL LAP TIME : 1:38.935		BEST LAP TIME : 1:39.534				DIFFERENCE : 0.599					
LAP	SECTOR 1	SECTOR 2	SECTOR 3	LAP TIME	MPH	DIFF	TIME OF DAY				
1 -	OUTLAP	92.0	48.955	70.4	25.301	117.3	1:55.314	75.96	15.780		11:15:51.096
2 -	32.821	92.3	46.261	78.7	24.663	116.3	1:43.745	84.43	4.211		11:17:34.841
3 -	32.926	95.8	46.177	81.1	24.011	119.4	1:43.114	84.95	3.580		11:19:17.955
4 -	31.270	96.8	45.877	83.1	23.960	119.4	1:41.107 (3)	86.63	1.573		11:20:59.062
5 -	31.427	99.4	44.369	85.5	23.738	119.1	1:39.534 (1)	88.00			11:22:38.596
6 -	31.010	98.9	45.431	81.1	24.147	117.5	1:40.588 (2)	87.08	1.054		11:24:19.184
7 -	32.208	97.5	44.936	83.9	24.166	116.3	1:41.310	86.46	1.776		11:26:00.494
8 -	31.518	97.1	47.770	86.0	23.556	118.7	1:42.844	85.17	3.310		11:27:43.338

P24	55	Steve RUSTON				Caterham Superlight R300-S					
IDEAL LAP TIME : 1:39.611		BEST LAP TIME : 1:39.835				DIFFERENCE : 0.224					
LAP	SECTOR 1	SECTOR 2	SECTOR 3	LAP TIME	MPH	DIFF	TIME OF DAY				
1 -	OUTLAP	84.5	49.330	77.5	25.113	116.7	1:53.094	77.45	13.259		11:16:05.835
2 -	32.820	92.3	45.790	81.8	24.203	118.3	1:42.813	85.20	2.978		11:17:48.648
3 -	32.246	96.0	44.421	78.3	24.466	116.5	1:41.133	86.61	1.298		11:19:29.781
4 -	31.471	95.1	44.548	83.4	23.816	118.9	1:39.835 (1)	87.74			11:21:09.616
5 -	31.651	98.2	45.059	81.2	23.745	118.9	1:40.455 (3)	87.20	0.620		11:22:50.071
6 -	32.187	97.9	44.951	83.0	24.150	116.3	1:41.288	86.48	1.453		11:24:31.359
7 -	31.445	96.1	46.101	82.9	23.797	120.4	1:41.343	86.43	1.508		11:26:12.702
8 -	31.671	94.5	44.897	81.7	23.772	118.7	1:40.340 (2)	87.30	0.505		11:27:53.042

P25	81	Albert VELLA				Caterham Superlight R300-S					
IDEAL LAP TIME : 1:39.779		BEST LAP TIME : 1:39.950				DIFFERENCE : 0.171					
LAP	SECTOR 1	SECTOR 2	SECTOR 3	LAP TIME	MPH	DIFF	TIME OF DAY				
1 -	OUTLAP	94.1	49.660	64.1	25.865	120.2	1:52.554	77.82	12.604		11:16:02.861
2 -	32.098	97.6	45.582	79.1	24.500	119.4	1:42.180	85.72	2.230		11:17:45.041
3 -	31.307	98.9	45.510	82.8	24.273	122.6	1:41.090 (3)	86.65	1.140		11:19:26.131
4 -	31.958	96.0	46.160	76.4	24.602	118.7	1:42.720	85.27	2.770		11:21:08.851
5 -	31.089	97.9	45.555	84.5	24.217	117.9	1:40.861 D	86.85	0.911		11:22:49.712
6 -	34.493	99.5	45.949	82.7	24.023	119.6	1:44.465	83.85	4.515		11:24:34.177
7 -	31.260	99.7	44.899	79.3	23.791	118.9	1:39.950 (1)	87.64			11:26:14.127
8 -	31.507	100.4	45.075	81.3	23.863	119.8	1:40.445 (2)	87.21	0.495		11:27:54.572

P26	18	Oscar ROVELLI				Caterham Superlight R300-S					
IDEAL LAP TIME : 1:39.688		BEST LAP TIME : 1:40.001				DIFFERENCE : 0.313					
LAP	SECTOR 1	SECTOR 2	SECTOR 3	LAP TIME	MPH	DIFF	TIME OF DAY				
1 -	OUTLAP	87.4	53.341	72.4	24.997	117.9	1:57.568	74.50	17.567		11:16:01.046
2 -	32.624	95.3	45.485	80.5	24.659	116.5	1:42.768	85.23	2.767		11:17:43.814
3 -	32.178	95.1	45.222	78.8	24.761	116.5	1:42.161	85.74	2.160		11:19:25.975

Weather / Track : Cloudy / Dry

Brands Hatch GP
Circuit Length = 2.4332 miles
Start: 11:13 Flag 11:29 End: 11:29

BookaTrack.com Caterham Superlight R300 Championship

QUALIFYING - RACE 2 - SECTOR ANALYSIS

SECTOR 1 = FL to I1, SECTOR 2 = I1 to I2, SECTOR 3 = I2 to FL, DIFF = Difference To Personal Best Lap

4 -	32.207	90.8	45.657	79.2	25.002	122.6	1:42.866	85.15	2.865	11:21:08.841
5 -	31.878	99.5	45.156	81.0	24.135	118.9	1:41.169 (3)	86.58	1.168	11:22:50.010
6 -	32.699	94.1	46.142	83.0	24.447	118.3	1:43.288	84.80	3.287	11:24:33.298
7 -	31.522	97.6	44.435	79.0	24.044	119.4	1:40.001 (1)	87.59		11:26:13.299
8 -	31.571	93.5	45.352	81.6	23.731	117.5	1:40.654 (2)	87.02	0.653	11:27:53.953

P27 50		David BRIAULT					Caterham Superlight R300-S				
IDEAL LAP TIME : 1:39.855		BEST LAP TIME : 1:40.158					DIFFERENCE : 0.303				
LAP	SECTOR 1	SECTOR 2		SECTOR 3		LAP TIME	MPH	DIFF	TIME OF DAY		
1 -	OUTLAP	83.4	49.230	69.7	25.850	116.5	1:56.329	75.30	16.171	11:15:52.919	
2 -	32.403	97.5	45.266	78.3	24.447	121.7	1:42.116	85.78	1.958	11:17:35.035	
3 -	32.265	98.8	44.980	79.4	24.344	117.5	1:41.589	86.22	1.431	11:19:16.624	
4 -	31.645	99.5	44.751	84.2	24.351	117.1	1:40.747 (2)	86.94	0.589	11:20:57.371	
5 -	31.509	100.1	44.625	84.2	24.024	119.1	1:40.158 (1)	87.46		11:22:37.529	
6 -	31.278	99.5	47.111	78.9	24.249	118.5	1:42.638	85.34	2.480	11:24:20.167	
7 -	31.548	100.1	45.308	83.5	23.952	119.8	1:40.808 (3)	86.89	0.650	11:26:00.975	
8 -	31.496	97.8	48.968	85.1	24.319	115.7	1:44.783	83.59	4.625	11:27:45.758	

P28 17		Paul O REILLY					Caterham Superlight R300-S				
IDEAL LAP TIME : 1:39.548		BEST LAP TIME : 1:40.175					DIFFERENCE : 0.627				
LAP	SECTOR 1	SECTOR 2		SECTOR 3		LAP TIME	MPH	DIFF	TIME OF DAY		
1 -	OUTLAP	83.0	48.405	76.2	25.003	120.9	1:53.233	77.36	13.058	11:15:33.907	
2 -	33.603	98.8	45.726	82.5	24.391	122.4	1:43.720	84.45	3.545	11:17:17.627	
3 -	32.015	98.6	45.063	80.7	24.596	118.5	1:41.674	86.15	1.499	11:18:59.301	
4 -	33.208	96.2	45.121	86.4	24.051	119.4	1:42.380	85.56	2.205	11:20:41.681	
5 -	31.808	99.4	44.655	87.7	24.057	119.6	1:40.520 (3)	87.14	0.345	11:22:22.201	
6 -	31.624	101.0	44.489	82.8	24.128	119.1	1:40.241 (2)	87.38	0.066	11:24:02.442	
7 -	31.882	101.3	45.485	84.2	24.332	117.9	1:41.699	86.13	1.524	11:25:44.141	
8 -	31.967	102.2	44.375	87.3	23.833	121.5	1:40.175 (1)	87.44		11:27:24.316	

P29 3		Keith ASHWORTH					Caterham Superlight R300-S				
IDEAL LAP TIME : 1:40.461		BEST LAP TIME : 1:40.591					DIFFERENCE : 0.130				
LAP	SECTOR 1	SECTOR 2		SECTOR 3		LAP TIME	MPH	DIFF	TIME OF DAY		
1 -	OUTLAP	70.1	56.627	68.4	26.079	115.9	2:04.110	70.58	23.519	11:16:02.799	
2 -	33.559	95.0	46.048	77.9	24.856	118.1	1:44.463	83.85	3.872	11:17:47.262	
3 -	32.656	97.5	45.148	77.4	25.664	118.7	1:43.468	84.66	2.877	11:19:30.730	
4 -	32.888	91.6	44.666	81.5	24.468	119.6	1:42.022	85.86	1.431	11:21:12.752	
5 -	32.019	99.2	44.654	79.7	24.505	117.5	1:41.178 (3)	86.57	0.587	11:22:53.930	
6 -	31.928	98.6	45.179	80.3	24.453	118.5	1:41.560	86.25	0.969	11:24:35.490	
7 -	32.083	97.5	44.477	82.6	24.319	118.3	1:40.879 (2)	86.83	0.288	11:26:16.369	
8 -	31.665	95.7	44.504	82.1	24.422	117.1	1:40.591 (1)	87.08		11:27:56.960	

P30 6		Ian SPARSHOTT					Caterham Superlight R300-S				
IDEAL LAP TIME : 1:40.473		BEST LAP TIME : 1:40.657					DIFFERENCE : 0.184				
LAP	SECTOR 1	SECTOR 2		SECTOR 3		LAP TIME	MPH	DIFF	TIME OF DAY		
1 -	OUTLAP	81.0	48.634	73.3	25.111	119.8	1:52.854	77.62	12.197	11:16:09.932	
2 -	32.240	91.3	45.648	77.2	24.495	118.5	1:42.383	85.55	1.726	11:17:52.315	
3 -	31.671	94.5	45.694	80.5	24.424	118.5	1:41.789	86.05	1.132	11:19:34.104	
4 -	31.680	96.9	45.420	79.5	24.295	117.9	1:41.395	86.39	0.738	11:21:15.499	
5 -	31.465	96.8	45.047	82.8	24.201	118.5	1:40.713 (2)	86.97	0.056	11:22:56.212	
6 -	31.799	96.6	46.228	76.7	24.657	116.3	1:42.684	85.30	2.027	11:24:38.896	
7 -	31.358	96.4	45.550	78.5	24.278	117.1	1:41.186 (3)	86.57	0.529	11:26:20.082	
8 -	31.516	96.9	45.073	80.2	24.068	116.5	1:40.657 (1)	87.02		11:28:00.739	

P31 22		Paul BROWES					Caterham Superlight R300-S				
IDEAL LAP TIME : 1:41.383		BEST LAP TIME : 1:41.383					DIFFERENCE : 0.000				
LAP	SECTOR 1	SECTOR 2		SECTOR 3		LAP TIME	MPH	DIFF	TIME OF DAY		
1 -	OUTLAP	80.8	50.291	69.5	26.413	115.7	1:57.231	74.72	15.848	11:16:23.725	
2 -	33.197	96.1	47.301	78.7	24.959	115.3	1:45.457	83.06	4.074	11:18:09.182	

Weather / Track : Cloudy / Dry

Brands Hatch GP

Circuit Length = 2.4332 miles

Start: 11:13 Flag 11:29 End: 11:29

BookaTrack.com Caterham Superlight R300 Championship

QUALIFYING - RACE 2 - SECTOR ANALYSIS

SECTOR 1 = FL to I1, SECTOR 2 = I1 to I2, SECTOR 3 = I2 to FL, DIFF = Difference To Personal Best Lap

3 -	33.662	93.7	46.829	78.1	24.741	115.3	1:45.232	83.24	3.849	11:19:54.414
4 -	32.428	93.5	46.329	81.1	24.426	116.1	1:43.183	84.89	1.800	11:21:37.597
5 -	32.343	96.8	45.855	80.9	24.479	115.5	1:42.677 (2)	85.31	1.294	11:23:20.274
6 -	32.308	97.5	46.393	81.7	24.300	116.1	1:43.001 (3)	85.04	1.618	11:25:03.275
7 -	32.018	97.8	45.430	85.0	23.935	116.5	1:41.383 (1)	86.40		11:26:44.658

P32 42		Rodney ARNOLD				Caterham Superlight R300-S				
IDEAL LAP TIME : 1:41.329		BEST LAP TIME : 1:41.766				DIFFERENCE : 0.437				
LAP	SECTOR 1	SECTOR 2		SECTOR 3		LAP TIME	MPH	DIFF	TIME OF DAY	
1 -	OUTLAP	81.7	51.824	65.3	26.943	116.9	1:59.331	73.40	17.565	11:16:22.437
2 -	32.270	98.6	45.976	77.1	24.714	117.3	1:42.960 (2)	85.08	1.194	11:18:05.397
3 -	32.902	97.2	45.932	76.0	24.716	117.3	1:43.550	84.59	1.784	11:19:48.947
4 -	31.938	100.3	45.315	79.3	24.513	117.7	1:41.766 (1)	86.07		11:21:30.713
5 -	31.501	100.4	45.987	75.0	IN PIT		3:21.256 P	43.52	1:39.490	11:24:51.969
6 -	OUTLAP	98.6	46.338	75.2	24.785	117.9	1:45.966	82.66	4.200	11:26:37.935
7 -	31.695	92.8	47.032	71.0	24.692	117.1	1:43.419 (3)	84.70	1.653	11:28:21.354

P33 5		James ASHWORTH				Caterham Superlight R300-S				
IDEAL LAP TIME : 1:41.580		BEST LAP TIME : 1:42.038				DIFFERENCE : 0.458				
LAP	SECTOR 1	SECTOR 2		SECTOR 3		LAP TIME	MPH	DIFF	TIME OF DAY	
1 -	OUTLAP	82.0	49.101	77.8	25.190	118.1	1:55.121	76.09	13.083	11:16:09.015
2 -	32.835	94.7	46.357	76.5	24.419	118.9	1:43.611 (3)	84.54	1.573	11:17:52.626
3 -	32.851	96.0	46.966	81.8	24.136	118.3	1:43.953	84.26	1.915	11:19:36.579
4 -	32.889	96.8	48.249	50.4	25.737	120.4	1:46.875	81.96	4.837	11:21:23.454
5 -	32.398	96.1	46.157	84.5	24.042	117.5	1:42.597 (2)	85.38	0.559	11:23:06.051
6 -	32.440	97.1	48.178	72.3	25.347	117.5	1:45.965	82.66	3.927	11:24:52.016
7 -	32.324	95.7	45.214	80.3	24.500	119.1	1:42.038 (1)	85.84		11:26:34.054
8 -	32.407	96.6	48.687	74.5	24.379	116.1	1:45.473	83.05	3.435	11:28:19.527

P34 88		Finlay HUTCHISON				Caterham Superlight R300-S				
IDEAL LAP TIME : 1:42.417		BEST LAP TIME : 1:43.352				DIFFERENCE : 0.935				
LAP	SECTOR 1	SECTOR 2		SECTOR 3		LAP TIME	MPH	DIFF	TIME OF DAY	
1 -	OUTLAP	79.7	54.484	76.0	27.290	111.6	2:07.208	68.86	23.856	11:16:42.083
2 -	34.372	92.5	49.049	85.1	25.954	112.5	1:49.375	80.08	6.023	11:18:31.458
3 -	33.998	96.5	47.847	82.1	25.128	112.4	1:46.973	81.88	3.621	11:20:18.431
4 -	33.295	96.2	45.718	86.4	24.836	112.7	1:43.849 (3)	84.35	0.497	11:22:02.280
5 -	32.630	91.4	46.194	90.1	24.774	113.7	1:43.598 (2)	84.55	0.246	11:23:45.878
6 -	34.100	95.1	50.537	73.9	27.181	116.3	1:51.818	78.34	8.466	11:25:37.696
7 -	32.113	97.6	45.530	91.6	25.709	110.5	1:43.352 (1)	84.75		11:27:21.048

P35 59		Ron JOHNSON				Caterham Superlight R300-S				
IDEAL LAP TIME : 1:52.239		BEST LAP TIME : 1:52.239				DIFFERENCE : 0.000				
LAP	SECTOR 1	SECTOR 2		SECTOR 3		LAP TIME	MPH	DIFF	TIME OF DAY	
1 -	OUTLAP	81.5	56.521	64.3	29.150	111.2	2:09.621	67.58	17.382	11:16:30.504
2 -	37.181	90.4	50.970	73.0	27.693	111.2	1:55.844 (3)	75.61	3.605	11:18:26.348
3 -	36.526	89.2	51.039	73.5	26.950	114.7	1:54.515 (2)	76.49	2.276	11:20:20.863
4 -	35.275	93.2	50.052	73.9	26.912	113.7	1:52.239 (1)	78.04		11:22:13.102

Weather / Track : Cloudy / Dry

Brands Hatch GP

Circuit Length = 2.4332 miles

Start: 11:13 Flag 11:29 End: 11:29

BookaTrack.com Caterham Superlight R300 Championship

QUALIFYING - RACE 2 - BEST SECTORS

SECTOR 1			SECTOR 2			SECTOR 3			IDEAL / BEST COMPARISON						
POS	NO	NAME	TIME	NO	NAME	TIME	NO	NAME	TIME	POS	NO	NAME	IDEAL	BEST	DIFF
													PERFECT LAP	1:36.042	
1	19	HEAD	30.318	19	HEAD	42.627	35	SALES	23.097	1	19	HEAD	1:36.144	1:36.641	0.497
2	46	MORTIMER	30.355	32	WIGGINS	42.916	19	HEAD	23.199	2	35	SALES	1:36.531	1:37.119	0.588
3	8	NUTTALL	30.376	35	SALES	42.990	8	NUTTALL	23.249	3	32	WIGGINS	1:36.568	1:36.578	0.010
4	85	RICHARDS	30.391	46	MORTIMER	43.125	32	WIGGINS	23.259	4	85	RICHARDS	1:36.918	1:37.183	0.265
5	32	WIGGINS	30.393	85	RICHARDS	43.227	85	RICHARDS	23.300	5	46	MORTIMER	1:36.919	1:36.919	0.000
6	27	SMITH	30.395	9	DYER	43.258	9	DYER	23.361	6	9	DYER	1:37.075	1:37.791	0.716
7	35	SALES	30.444	16	GLADMAN	43.487	27	SMITH	23.361	7	27	SMITH	1:37.254	1:37.734	0.480
8	9	DYER	30.456	4	ELLIS	43.488	16	GLADMAN	23.369	8	8	NUTTALL	1:37.356	1:37.356	0.000
9	66	THACKER	30.526	27	SMITH	43.498	78	WINSTANLEY	23.436	9	78	WINSTANLEY	1:37.512	1:37.512	0.000
10	78	WINSTANLEY	30.550	78	WINSTANLEY	43.526	46	MORTIMER	23.439	10	16	GLADMAN	1:37.570	1:37.896	0.326
11	16	GLADMAN	30.714	13	SIMPSON	43.619	69	COLLINS	23.483	11	66	THACKER	1:37.669	1:38.116	0.447
12	13	SIMPSON	30.802	66	THACKER	43.638	66	THACKER	23.505	12	13	SIMPSON	1:37.948	1:38.037	0.089
13	23	ARMSTRONG	30.831	82	CALDER	43.712	13	SIMPSON	23.527	13	4	ELLIS	1:38.026	1:38.044	0.018
14	69	COLLINS	30.876	8	NUTTALL	43.731	2	REID	23.556	14	23	ARMSTRONG	1:38.312	1:38.850	0.538
15	4	ELLIS	30.938	25	KILLEEN	43.848	82	CALDER	23.561	15	69	COLLINS	1:38.333	1:38.736	0.403
16	64	EDEN	30.978	23	ARMSTRONG	43.910	23	ARMSTRONG	23.571	16	82	CALDER	1:38.510	1:38.510	0.000
17	2	REID	31.010	14	BROWES	43.911	4	ELLIS	23.600	17	11	FOWELL	1:38.589	1:39.034	0.445
18	11	FOWELL	31.018	11	FOWELL	43.924	44	WHITEHOUSE	23.623	18	25	KILLEEN	1:38.793	1:38.982	0.189
19	81	VELLA	31.089	69	COLLINS	43.974	11	FOWELL	23.647	19	2	REID	1:38.935	1:39.534	0.599
20	44	WHITEHOUSE	31.135	64	EDEN	44.126	25	KILLEEN	23.672	20	64	EDEN	1:38.944	1:39.361	0.417
21	77	WRIGHT	31.199	44	WHITEHOUSE	44.195	18	ROVELLI	23.731	21	44	WHITEHOUSE	1:38.953	1:39.195	0.242
22	82	CALDER	31.237	77	WRIGHT	44.244	55	RUSTON	23.745	22	77	WRIGHT	1:39.205	1:39.449	0.244
23	25	KILLEEN	31.273	2	REID	44.369	77	WRIGHT	23.762	23	14	BROWES	1:39.343	1:39.410	0.067
24	50	BRIAULT	31.278	17	REILLY	44.375	14	BROWES	23.776	24	17	REILLY	1:39.548	1:40.175	0.627
25	17	REILLY	31.340	55	RUSTON	44.421	81	VELLA	23.791	25	55	RUSTON	1:39.611	1:39.835	0.224
26	6	SPARSHOTT	31.358	18	ROVELLI	44.435	17	REILLY	23.833	26	18	ROVELLI	1:39.688	1:40.001	0.313
27	55	RUSTON	31.445	3	ASHWORTH	44.477	64	EDEN	23.840	27	81	VELLA	1:39.779	1:39.950	0.171
28	42	ARNOLD	31.501	50	BRIAULT	44.625	22	BROWES	23.935	28	50	BRIAULT	1:39.855	1:40.158	0.303
29	18	ROVELLI	31.522	81	VELLA	44.899	50	BRIAULT	23.952	29	3	ASHWORTH	1:40.461	1:40.591	0.130
30	14	BROWES	31.656	6	SPARSHOTT	45.047	5	ASHWORTH	24.042	30	6	SPARSHOTT	1:40.473	1:40.657	0.184
31	3	ASHWORTH	31.665	5	ASHWORTH	45.214	6	SPARSHOTT	24.068	31	42	ARNOLD	1:41.329	1:41.766	0.437
32	22	BROWES	32.018	42	ARNOLD	45.315	3	ASHWORTH	24.319	32	22	BROWES	1:41.383	1:41.383	0.000
33	88	HUTCHISON	32.113	22	BROWES	45.430	42	ARNOLD	24.513	33	5	ASHWORTH	1:41.580	1:42.038	0.458
34	5	ASHWORTH	32.324	88	HUTCHISON	45.530	88	HUTCHISON	24.774	34	88	HUTCHISON	1:42.417	1:43.352	0.935
35	59	JOHNSON	35.275	59	JOHNSON	50.052	59	JOHNSON	26.912	35	59	JOHNSON	1:52.239	1:52.239	0.000

Weather / Track : Cloudy / Dry

Brands Hatch GP

Circuit Length = 2.4332 miles

Start: 11:13 Flag 11:29 End: 11:29

Results can be found at www.tsl-timing.com

Printed - 11:31 Saturday, 16 April 2016

BookaTrack.com Caterham Superlight R300 Championship

QUALIFYING - RACE 2 - BEST SPEEDS

POS	INTERMEDIATE 1			INTERMEDIATE 2			FINISH LINE		
	NO	NAME	MPH	NO	NAME	MPH	NO	NAME	MPH
1	8	NUTTALL	102.7	17	REILLY	93.7	35	SALES	124.9
2	66	THACKER	102.7	19	HEAD	91.6	69	COLLINS	124.7
3	32	WIGGINS	102.4	88	HUTCHISON	91.6	9	DYER	124.5
4	17	REILLY	102.2	69	COLLINS	91.0	16	GLADMAN	124.2
5	19	HEAD	102.1	82	CALDER	90.8	8	NUTTALL	124.0
6	35	SALES	102.1	64	EDEN	90.6	13	SIMPSON	122.9
7	85	RICHARDS	101.9	32	WIGGINS	90.1	66	THACKER	122.9
8	25	KILLEEN	101.6	78	WINSTANLEY	89.5	14	BROWES	122.6
9	9	DYER	101.5	85	RICHARDS	89.0	18	ROVELLI	122.6
10	16	GLADMAN	101.2	27	SMITH	88.8	25	KILLEEN	122.6
11	27	SMITH	101.0	16	GLADMAN	88.7	81	VELLA	122.6
12	46	MORTIMER	101.0	46	MORTIMER	88.7	17	REILLY	122.4
13	82	CALDER	101.0	66	THACKER	88.7	32	WIGGINS	122.4
14	23	ARMSTRONG	100.9	8	NUTTALL	88.5	44	WHITEHOUSE	122.4
15	69	COLLINS	100.9	11	FOWELL	88.3	77	WRIGHT	122.4
16	78	WINSTANLEY	100.9	25	KILLEEN	88.1	46	MORTIMER	122.2
17	13	SIMPSON	100.7	4	ELLIS	88.0	50	BRIAULT	121.7
18	42	ARNOLD	100.4	9	DYER	88.0	85	RICHARDS	121.7
19	81	VELLA	100.4	13	SIMPSON	87.9	19	HEAD	121.5
20	4	ELLIS	100.3	23	ARMSTRONG	87.9	82	CALDER	121.1
21	11	FOWELL	100.3	35	SALES	87.1	23	ARMSTRONG	120.9
22	50	BRIAULT	100.1	2	REID	86.0	11	FOWELL	120.6
23	14	BROWES	99.8	14	BROWES	85.7	5	ASHWORTH	120.4
24	64	EDEN	99.8	50	BRIAULT	85.1	55	RUSTON	120.4
25	18	ROVELLI	99.5	22	BROWES	85.0	6	SPARSHOTT	119.8
26	2	REID	99.4	44	WHITEHOUSE	84.9	3	ASHWORTH	119.6
27	44	WHITEHOUSE	99.4	5	ASHWORTH	84.5	27	SMITH	119.6
28	3	ASHWORTH	99.2	81	VELLA	84.5	2	REID	119.4
29	55	RUSTON	98.2	55	RUSTON	83.4	78	WINSTANLEY	118.9
30	77	WRIGHT	98.2	77	WRIGHT	83.2	4	ELLIS	118.7
31	22	BROWES	97.8	18	ROVELLI	83.0	42	ARNOLD	117.9
32	88	HUTCHISON	97.6	6	SPARSHOTT	82.8	64	EDEN	117.3
33	6	SPARSHOTT	97.5	3	ASHWORTH	82.6	22	BROWES	116.5
34	5	ASHWORTH	97.1	42	ARNOLD	79.3	88	HUTCHISON	116.3
35	59	JOHNSON	93.2	59	JOHNSON	73.9	59	JOHNSON	114.7

Weather / Track : Cloudy / Dry

Results can be found at www.tsl-timing.com

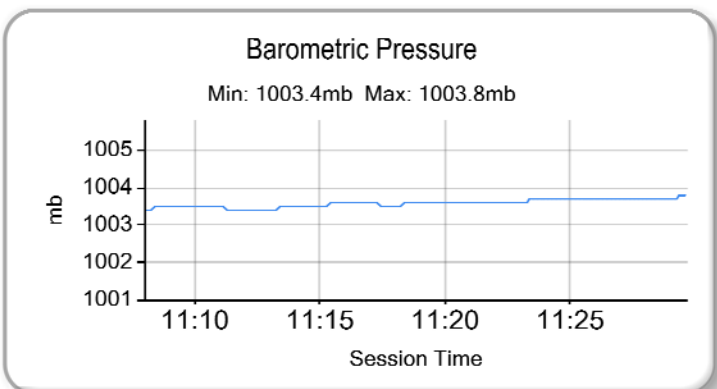
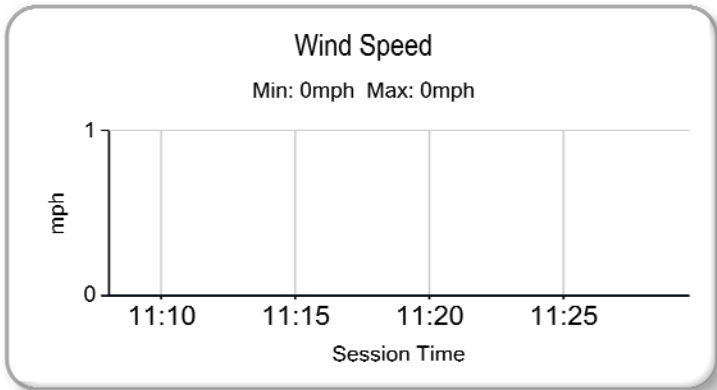
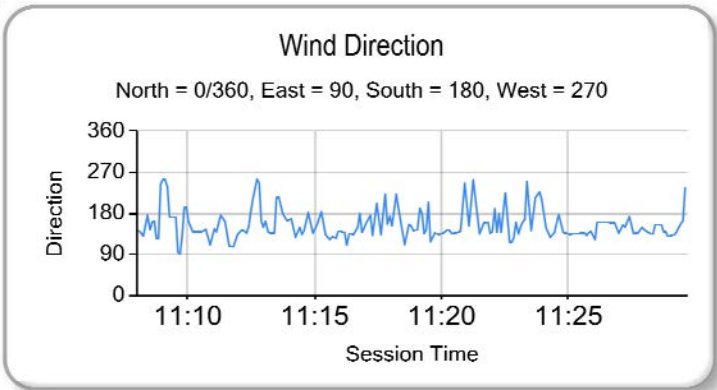
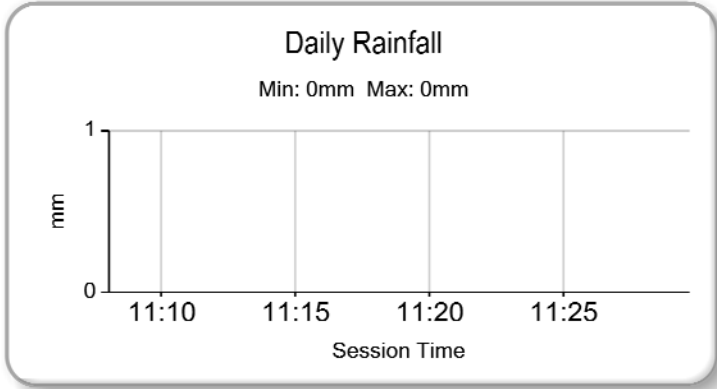
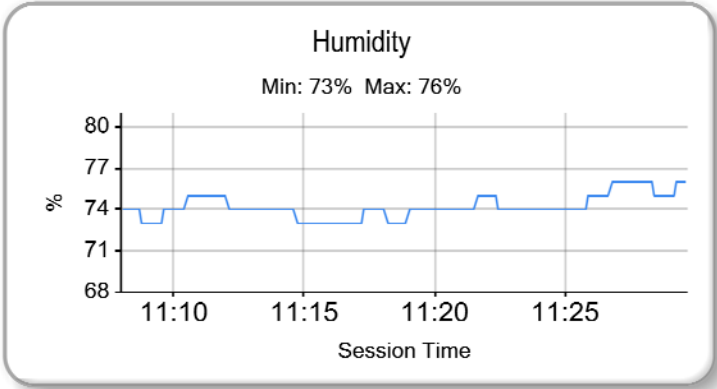
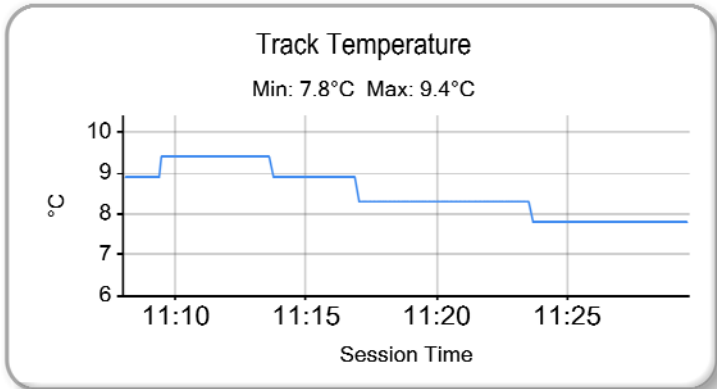
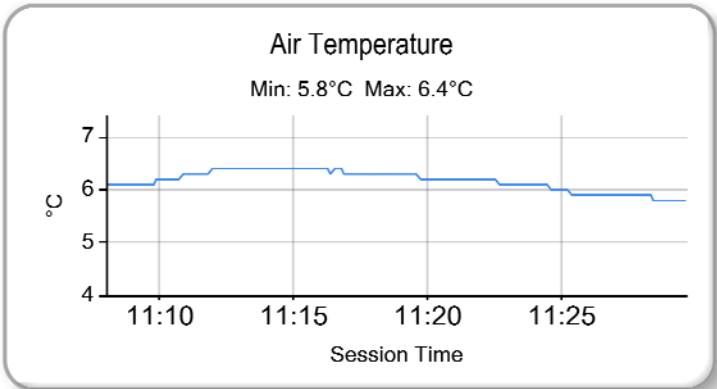
Brands Hatch GP

Circuit Length = 2.4332 miles

Start: 11:13 Flag 11:29 End: 11:29

Printed - 11:32 Saturday, 16 April 2016

BookaTrack.com Caterham Superlight R300 Championship
QUALIFYING - RACE 2 - WEATHER CONDITIONS



Weather / Track : Cloudy / Dry

Results can be found at www.tsl-timing.com

Brands Hatch GP
 Circuit Length = 2.4332 miles
 Start: 11:13 Flag 11:29 End: 11:29

Printed - 11:38 Saturday, 16 April 2016

BookaTrack.com Caterham Superlight R300 Championship

RACE 2 - GRID (30 minutes) - AMENDED

+10 second delay

ROW 18		35	88 Finlay HUTCHISON			
ROW 17	1:42.038	33	5 James ASHWORTH	1:52.239	34	59 Ron JOHNSON
ROW 16			1:41.383		32	42 Rodney ARNOLD
ROW 15	1:40.591	29	3 Keith ASHWORTH	1:40.657		
ROW 14			1:40.158		28	17 Paul O REILLY
ROW 13	1:39.950	25	81 Albert VELLA	1:40.001		
ROW 12			1:39.534		24	55 Steve RUSTON
ROW 11	1:39.410	21	14 Luke BROWES	1:39.449		
ROW 10			1:39.195		20	64 Tom EDEN
ROW 9	1:38.982	17	25 Danny KILLEEN	1:39.034		
ROW 8			1:38.736		16	23 Justin ARMSTRONG
ROW 7	1:38.116	13	66 Paul THACKER	1:38.510		
ROW 6			1:38.037		12	4 Jeremy ELLIS
ROW 5	1:37.791	9	9 Matt DYER	1:37.896		
ROW 4			1:37.512		8	27 William SMITH
ROW 3	1:37.183	5	85 Clive RICHARDS	1:37.356		
ROW 2			1:36.919		4	35 Jack SALES
ROW 1	1:36.578	1	32 Lee WIGGINS	1:36.641	2	19 Aaron HEAD

Pole

Brands Hatch GP
 Circuit Length = 2.4332 miles

These results are provisional until the conclusion of any judicial and technical matters.

Clerk Of Course :	Timekeeper :
-------------------	--------------

Results can be found at www.tsl-timing.com

Printed - 13:58 Saturday, 16 April 2016



BookaTrack.com Caterham Superlight R300 Championship

RACE 2 - CLASSIFICATION

POS	NO	NAME	ENTRY	LAPS	TIME	GAP	DIFF	MPH	BEST	ON
1	19	Aaron HEAD	Caterham Superlight R300-S	10	19:35.866			74.49	1:36.786	4
2	32	Lee WIGGINS	Caterham Superlight R300-S	10	19:36.585	0.719	0.719	74.45	1:36.689	4
3	35	Jack SALES	Caterham Superlight R300-S	10	19:37.241	1.375	0.656	74.40	1:36.142	4
4	46	Jonathan MORTIMER	Caterham Superlight R300-S	10	19:38.122	2.256	0.881	74.35	1:37.529	4
5	27	William SMITH	Caterham Superlight R300-S	10	19:38.752	2.886	0.630	74.31	1:38.232	6
6	8	Stephen NUTTALL	Caterham Superlight R300-S	10	19:39.496	3.630	0.744	74.26	1:38.387	4
7	78	Danny WINSTANLEY	Caterham Superlight R300-S	10	19:40.324	4.458	0.828	74.21	1:38.303	6
8	9	Matt DYER	Caterham Superlight R300-S	10	19:40.967	5.101	0.643	74.17	1:38.262	5
9	16	Philip GLADMAN	Caterham Superlight R300-S	10	19:41.684	5.818	0.717	74.13	1:38.281	5
10	66	Paul THACKER	Caterham Superlight R300-S	10	19:42.629	6.763	0.945	74.07	1:37.986	4
11	25	Danny KILLEEN	Caterham Superlight R300-S	10	19:43.184	7.318	0.555	74.03	1:38.185	6
12	69	Stephen COLLINS	Caterham Superlight R300-S	10	19:43.948	8.082	0.764	73.98	1:38.445	4
13	11	Trevor FOWELL	Caterham Superlight R300-S	10	19:44.575	8.709	0.627	73.94	1:38.246	4
14	82	Stewart CALDER	Caterham Superlight R300-S	10	19:46.478	10.612	1.903	73.83	1:38.605	6
15	44	John WHITEHOUSE	Caterham Superlight R300-S	10	19:47.506	11.640	1.028	73.76	1:38.232	5
16	77	Christopher WRIGHT	Caterham Superlight R300-S	10	19:48.267	12.401	0.761	73.71	1:38.641	6
17	55	Steve RUSTON	Caterham Superlight R300-S	10	19:49.027	13.161	0.760	73.67	1:38.777	6
18	2	John REID	Caterham Superlight R300-S	10	19:49.813	13.947	0.786	73.62	1:38.625	4
19	85	Clive RICHARDS	Caterham Superlight R300-S	10	19:50.471	14.605	0.658	73.58	1:37.175	5
20	50	David BRIAULT	Caterham Superlight R300-S	10	19:51.580	15.714	1.109	73.51	1:39.591	4
21	81	Albert VELLA	Caterham Superlight R300-S	10	19:52.187	16.321	0.607	73.47	1:38.870	5
22	17	Paul O REILLY	Caterham Superlight R300-S	10	19:52.642	16.776	0.455	73.44	1:39.459	5
23	6	Ian SPARSHOTT	Caterham Superlight R300-S	10	19:53.051	17.185	0.409	73.42	1:39.671	4
24	18	Oscar ROVELLI	Caterham Superlight R300-S	10	19:53.956	18.090	0.905	73.36	1:39.549	5
25	5	James ASHWORTH	Caterham Superlight R300-S	10	19:54.387	18.521	0.431	73.34	1:39.590	5
26	3	Keith ASHWORTH	Caterham Superlight R300-S	10	19:55.032	19.166	0.645	73.30	1:39.767	5
27	22	Paul BROWES	Caterham Superlight R300-S	10	19:55.903	20.037	0.871	73.24	1:40.414	3
28	88	Finlay HUTCHISON	Caterham Superlight R300-S	10	19:57.637	21.771	1.734	73.14	1:41.279	3
29	59	Ron JOHNSON	Caterham Superlight R300-S	10	19:59.158	23.292	1.521	73.04	1:49.476	6

NOT CLASSIFIED

DNF	64	Tom EDEN	Caterham Superlight R300-S	6	10:04.351	4 Laps	4 Laps	86.96	1:38.571	4
DNF	13	Stuart SIMPSON	Caterham Superlight R300-S	6	10:04.675	4 Laps	0.324	86.92	1:38.110	3
DNF	14	Luke BROWES	Caterham Superlight R300-S	3	5:15.525	7 Laps	3 Laps	83.28	1:40.015	3

FASTEST LAP

	35	Jack SALES	Caterham Superlight R300-S	4	1:36.142			91.11 mph	146.63 kph	
--	----	------------	----------------------------	---	----------	--	--	-----------	------------	--

Cars 4, 23 & 42 Did not take the restart

Weather / Track : Cloudy / Dry

These results are provisional until the conclusion of any judicial and technical matters.

Brands Hatch GP

Circuit Length = 2.4332 miles

Start: 15:00 Flag 15:19 End: 15:23

Clerk Of Course :	Timekeeper :
-------------------	--------------

BookaTrack.com Caterham Superlight R300 Championship

RACE 2 - SECTOR ANALYSIS

SECTOR 1 = FL to I1, SECTOR 2 = I1 to I2, SECTOR 3 = I2 to FL, DIFF = Difference To Personal Best Lap

P1 19		Aaron HEAD		Caterham Superlight R300-S							
IDEAL LAP TIME : 1:36.694		BEST LAP TIME : 1:36.786		DIFFERENCE : 0.092							
LAP	SECTOR 1		SECTOR 2		SECTOR 3		LAP TIME	MPH	DIFF	TIME OF DAY	
1 -		99.5	43.904	90.4	23.735	116.5	1:43.524	84.61	6.738	15:01:48.981	
2 -	30.820	100.3	43.030	94.1	23.562	117.5	1:37.412	89.92	0.626	15:03:26.393	
3 -	30.550	100.0	43.144	92.6	23.546	117.3	1:37.240	90.08	0.454	15:05:03.633	
4 -	30.375	100.9	43.071	91.8	23.340	118.5	1:36.786 (1)	90.50		15:06:40.419	
5 -	30.540	99.5	43.018	82.7	23.621	117.7	1:37.179 (3)	90.14	0.393	15:08:17.598	
6 -	30.423	100.6	42.979	94.9	23.743	117.9	1:37.145 (2)	90.17	0.359	15:09:54.743	
7 -	30.591	100.3	43.441	92.0	23.398	118.3	1:37.430	89.90	0.644	15:11:32.173	
8 -	33.139	59.0	1:20.667	49.5	42.655	55.6	2:36.461	55.98	59.675	15:14:08.634	
9 -	50.615	55.6	1:16.244	48.6	41.856	53.3	2:48.715	51.92	1:11.929	15:16:57.349	
10 -	49.416	54.7	1:14.184	48.5	40.374	62.7	2:43.974	53.42	1:07.188	15:19:41.323	

P2 32		Lee WIGGINS		Caterham Superlight R300-S							
IDEAL LAP TIME : 1:36.678		BEST LAP TIME : 1:36.689		DIFFERENCE : 0.011							
LAP	SECTOR 1		SECTOR 2		SECTOR 3		LAP TIME	MPH	DIFF	TIME OF DAY	
1 -		98.3	43.863	87.0	23.731	118.3	1:44.111	84.13	7.422	15:01:49.568	
2 -	30.750	101.3	43.171	89.4	23.320	120.0	1:37.241	90.08	0.552	15:03:26.809	
3 -	30.537	101.6	43.336	87.0	23.197	121.3	1:37.070 (2)	90.24	0.381	15:05:03.879	
4 -	30.431	102.4	43.050	89.4	23.208	120.9	1:36.689 (1)	90.59		15:06:40.568	
5 -	30.571	100.7	43.064	85.5	23.465	119.6	1:37.100 (3)	90.21	0.411	15:08:17.668	
6 -	30.601	101.9	43.167	91.9	23.547	117.5	1:37.315	90.01	0.626	15:09:54.983	
7 -	30.488	99.5	43.492	84.8	23.279	119.1	1:37.259	90.06	0.570	15:11:32.242	
8 -	34.180	53.8	1:20.470	47.9	42.671	53.0	2:37.321	55.68	1:00.632	15:14:09.563	
9 -	50.710	55.1	1:15.826	48.2	41.827	52.9	2:48.363	52.02	1:11.674	15:16:57.926	
10 -	49.629	56.7	1:13.782	48.9	40.705	59.9	2:44.116	53.37	1:07.427	15:19:42.042	

P3 35		Jack SALES		Caterham Superlight R300-S							
IDEAL LAP TIME : 1:36.100		BEST LAP TIME : 1:36.142		DIFFERENCE : 0.042							
LAP	SECTOR 1		SECTOR 2		SECTOR 3		LAP TIME	MPH	DIFF	TIME OF DAY	
1 -		93.4	44.098	84.2	23.784	120.2	1:45.065	83.37	8.923	15:01:50.522	
2 -	30.735	101.6	43.353	84.2	23.381	122.0	1:37.469	89.87	1.327	15:03:27.991	
3 -	30.430	101.8	43.160	89.2	23.121	120.4	1:36.711 (2)	90.57	0.569	15:05:04.702	
4 -	30.157	102.2	42.822	83.5	23.163	121.7	1:36.142 (1)	91.11		15:06:40.844	
5 -	30.459	97.6	43.566	82.9	23.260	121.3	1:37.285	90.04	1.143	15:08:18.129	
6 -	30.392	101.9	43.189	87.0	23.285	120.6	1:36.866 (3)	90.43	0.724	15:09:54.995	
7 -	30.760	98.9	43.514	84.8	23.215	121.5	1:37.489	89.85	1.347	15:11:32.484	
8 -	34.575	55.5	1:20.544	47.9	42.648	54.9	2:37.767	55.52	1:01.625	15:14:10.251	
9 -	50.701	52.3	1:15.866	44.5	42.030	48.8	2:48.597	51.95	1:12.455	15:16:58.848	
10 -	49.524	54.1	1:13.566	46.6	40.760	61.6	2:43.850	53.46	1:07.708	15:19:42.698	

P4 46		Jonathan MORTIMER		Caterham Superlight R300-S							
IDEAL LAP TIME : 1:37.077		BEST LAP TIME : 1:37.529		DIFFERENCE : 0.452							
LAP	SECTOR 1		SECTOR 2		SECTOR 3		LAP TIME	MPH	DIFF	TIME OF DAY	
1 -		98.9	43.715	84.5	23.903	118.3	1:44.605	83.74	7.076	15:01:50.062	
2 -	30.941	100.3	43.278	86.3	23.632	119.1	1:37.851	89.52	0.322	15:03:27.913	
3 -	30.956	101.0	43.054	88.4	23.628	119.1	1:37.638 (2)	89.71	0.109	15:05:05.551	
4 -	30.615	101.0	43.388	88.3	23.526	118.1	1:37.529 (1)	89.81		15:06:43.080	
5 -	30.730	99.5	43.515	86.4	23.593	117.5	1:37.838	89.53	0.309	15:08:20.918	
6 -	30.497	99.7	43.517	86.4	23.705	116.9	1:37.719 (3)	89.64	0.190	15:09:58.637	
7 -	30.804	99.8	43.431	87.1	23.602	116.7	1:37.837	89.53	0.308	15:11:36.474	
8 -	32.368	70.1	1:19.731	48.8	42.466	54.6	2:34.565	56.67	57.036	15:14:11.039	
9 -	50.918	51.7	1:15.808	51.2	41.714	53.0	2:48.440	52.00	1:10.911	15:16:59.479	
10 -	49.857	49.0	1:13.219	48.2	41.024	59.5	2:44.100	53.38	1:06.571	15:19:43.579	

P5 27		William SMITH		Caterham Superlight R300-S							
IDEAL LAP TIME : 1:37.756		BEST LAP TIME : 1:38.232		DIFFERENCE : 0.476							
LAP	SECTOR 1		SECTOR 2		SECTOR 3		LAP TIME	MPH	DIFF	TIME OF DAY	

Weather / Track : Cloudy / Dry

Brands Hatch GP
Circuit Length = 2.4332 miles
Start: 15:00 Flag 15:19 End: 15:23

BookaTrack.com Caterham Superlight R300 Championship

RACE 2 - SECTOR ANALYSIS

SECTOR 1 = FL to I1, SECTOR 2 = I1 to I2, SECTOR 3 = I2 to FL, DIFF = Difference To Personal Best Lap

1 -		97.9	45.121	83.8	23.491	123.3	1:46.016	82.62	7.784	15:01:51.473
2 -	31.321	100.1	43.776	88.7	23.655	122.6	1:38.752	88.70	0.520	15:03:30.225
3 -	30.834	100.7	44.315	91.1	23.949	122.0	1:39.098	88.39	0.866	15:05:09.323
4 -	30.771	99.5	44.252	87.8	23.454	122.0	1:38.477 (2)	88.95	0.245	15:06:47.800
5 -	30.773	99.7	44.110	85.9	23.616	120.9	1:38.499 (3)	88.93	0.267	15:08:26.299
6 -	30.574	100.4	43.728	87.9	23.930	115.5	1:38.232 (1)	89.17		15:10:04.531
7 -	31.000	99.1	44.274	91.3	23.636	115.9	1:38.910	88.56	0.678	15:11:43.441
8 -	33.871	89.5	1:11.927	46.1	42.667	53.9	2:28.465	59.00	50.233	15:14:11.906
9 -	50.603	60.0	1:15.776	52.7	42.082	51.3	2:48.461	51.99	1:10.229	15:17:00.367
10 -	49.849	54.0	1:12.906	50.2	41.087	58.9	2:43.842	53.46	1:05.610	15:19:44.209

P6		8		Stephen NUTTALL		Caterham Superlight R300-S				
IDEAL LAP TIME : 1:37.782		BEST LAP TIME : 1:38.387		DIFFERENCE : 0.605						
LAP	SECTOR 1		SECTOR 2		SECTOR 3		LAP TIME	MPH	DIFF	TIME OF DAY
1 -		94.7	44.282	87.1	23.815	118.3	1:45.885	82.72	7.498	15:01:51.342
2 -	30.784	99.8	44.292	87.3	23.655	118.9	1:38.731	88.72	0.344	15:03:30.073
3 -	30.654	99.1	44.547	89.3	23.987	118.7	1:39.188	88.31	0.801	15:05:09.261
4 -	31.072	100.1	43.827	88.0	23.488	118.3	1:38.387 (1)	89.03		15:06:47.648
5 -	30.720	98.6	44.127	87.3	23.571	118.3	1:38.418 (2)	89.00	0.031	15:08:26.066
6 -	30.526	99.7	44.251	84.3	23.659	117.1	1:38.436 (3)	88.99	0.049	15:10:04.502
7 -	31.163	95.1	44.751	84.5	23.429	116.5	1:39.343	88.17	0.956	15:11:43.845
8 -	34.732	89.1	1:11.079	47.5	43.502	51.8	2:29.313	58.66	50.926	15:14:13.158
9 -	50.346	46.7	1:15.274	54.7	42.673	51.1	2:48.293	52.05	1:09.906	15:17:01.451
10 -	49.495	53.0	1:12.957	49.3	41.050	61.2	2:43.502	53.57	1:05.115	15:19:44.953

P7		78		Danny WINSTANLEY		Caterham Superlight R300-S				
IDEAL LAP TIME : 1:38.067		BEST LAP TIME : 1:38.303		DIFFERENCE : 0.236						
LAP	SECTOR 1		SECTOR 2		SECTOR 3		LAP TIME	MPH	DIFF	TIME OF DAY
1 -		92.5	44.320	83.9	23.656	121.1	1:45.958	82.67	7.655	15:01:51.415
2 -	31.127	101.8	44.029	84.9	23.876	122.6	1:39.032	88.45	0.729	15:03:30.447
3 -	30.995	101.6	44.181	81.4	23.786	121.5	1:38.962	88.51	0.659	15:05:09.409
4 -	31.220	99.7	43.947	82.7	23.332	124.5	1:38.499 (3)	88.93	0.196	15:06:47.908
5 -	31.024	100.0	43.956	82.9	23.423	121.7	1:38.403 (2)	89.02	0.100	15:08:26.311
6 -	30.862	100.7	43.873	81.4	23.568	116.9	1:38.303 (1)	89.11		15:10:04.614
7 -	31.289	101.0	44.682	80.3	23.449	111.8	1:39.420	88.10	1.117	15:11:44.034
8 -	35.074	91.4	1:11.226	50.5	43.359	52.6	2:29.659	58.53	51.356	15:14:13.693
9 -	50.285	48.0	1:15.513	47.4	42.536	51.9	2:48.334	52.03	1:10.031	15:17:02.027
10 -	49.464	54.5	1:12.983	50.2	41.307	57.3	2:43.754	53.49	1:05.451	15:19:45.781

P8		9		Matt DYER		Caterham Superlight R300-S				
IDEAL LAP TIME : 1:37.909		BEST LAP TIME : 1:38.262		DIFFERENCE : 0.353						
LAP	SECTOR 1		SECTOR 2		SECTOR 3		LAP TIME	MPH	DIFF	TIME OF DAY
1 -		93.0	44.636	90.1	23.856	119.6	1:47.337	81.61	9.075	15:01:52.794
2 -	31.411	100.6	43.662	81.4	23.818	119.8	1:38.891	88.58	0.629	15:03:31.685
3 -	30.824	97.8	43.788	84.2	23.658	122.0	1:38.270 (2)	89.14	0.008	15:05:09.955
4 -	30.968	100.1	44.170	82.6	23.659	121.7	1:38.797	88.66	0.535	15:06:48.752
5 -	30.689	98.9	43.929	82.4	23.644	120.9	1:38.262 (1)	89.14		15:08:27.014
6 -	30.720	100.4	43.997	88.0	23.558	121.1	1:38.275 (3)	89.13	0.013	15:10:05.289
7 -	31.124	98.5	44.363	79.3	23.573	120.9	1:39.060	88.42	0.798	15:11:44.349
8 -	35.788	90.6	1:10.757	50.3	43.419	57.1	2:29.964	58.41	51.702	15:14:14.313
9 -	50.278	50.7	1:15.597	50.9	42.597	50.8	2:48.472	51.99	1:10.210	15:17:02.785
10 -	49.524	53.3	1:12.873	53.0	41.242	54.7	2:43.639	53.53	1:05.377	15:19:46.424

P9		16		Philip GLADMAN		Caterham Superlight R300-S				
IDEAL LAP TIME : 1:38.168		BEST LAP TIME : 1:38.281		DIFFERENCE : 0.113						
LAP	SECTOR 1		SECTOR 2		SECTOR 3		LAP TIME	MPH	DIFF	TIME OF DAY
1 -		96.4	44.309	85.9	23.721	119.8	1:46.615	82.16	8.334	15:01:52.072
2 -	31.164	100.6	43.728	84.0	23.871	122.6	1:38.763 (3)	88.69	0.482	15:03:30.835
3 -	31.154	99.8	43.861	81.0	23.779	123.5	1:38.794	88.66	0.513	15:05:09.629
4 -	31.710	100.4	43.922	80.7	23.567	124.7	1:39.199	88.30	0.918	15:06:48.828

Weather / Track : Cloudy / Dry

Brands Hatch GP

Circuit Length = 2.4332 miles

Start: 15:00 Flag 15:19 End: 15:23

BookaTrack.com Caterham Superlight R300 Championship

RACE 2 - SECTOR ANALYSIS

SECTOR 1 = FL to I1, SECTOR 2 = I1 to I2, SECTOR 3 = I2 to FL, DIFF = Difference To Personal Best Lap

5 -	31.079	100.1	43.664	82.3	23.538	122.4	1:38.281 (1)	89.13			15:08:27.109
6 -	31.049	101.0	43.834	85.2	23.455	123.8	1:38.338 (2)	89.07	0.057		15:10:05.447
7 -	31.254	100.4	44.268	76.5	24.091	105.8	1:39.613	87.93	1.332		15:11:45.060
8 -	36.277	91.0	1:09.991	48.0	44.147	49.2	2:30.415	58.23	52.134		15:14:15.475
9 -	49.628	52.9	1:15.785	49.3	42.570	60.4	2:47.983	52.14	1:09.702		15:17:03.458
10 -	49.501	48.0	1:12.742	53.9	41.440	51.3	2:43.683	53.51	1:05.402		15:19:47.141

P10 66 Paul THACKER		Caterham Superlight R300-S									
IDEAL LAP TIME : 1:37.552		BEST LAP TIME : 1:37.986				DIFFERENCE : 0.434					
LAP	SECTOR 1		SECTOR 2		SECTOR 3		LAP TIME	MPH	DIFF	TIME OF DAY	
1 -		97.3	44.536	88.4	23.721	121.7	1:49.180	80.23	11.194	15:01:54.637	
2 -	31.573	100.7	43.487	87.6	23.424	124.2	1:38.484	88.94	0.498	15:03:33.121	
3 -	30.940	100.0	44.042	87.6	23.335	119.8	1:38.317	89.09	0.331	15:05:11.438	
4 -	30.730	100.9	43.786	82.3	23.470	123.5	1:37.986 (1)	89.39		15:06:49.424	
5 -	31.105	100.6	43.762	86.0	23.429	120.9	1:38.296 (3)	89.11	0.310	15:08:27.720	
6 -	30.905	101.8	43.702	83.5	23.507	122.4	1:38.114 (2)	89.28	0.128	15:10:05.834	
7 -	31.015	99.5	44.394	83.4	24.109	111.2	1:39.518	88.02	1.532	15:11:45.352	
8 -	37.359	82.6	1:09.441	49.4	44.331	48.4	2:31.131	57.96	53.145	15:14:16.483	
9 -	49.668	48.3	1:16.109	54.7	42.275	52.9	2:48.052	52.12	1:10.066	15:17:04.535	
10 -	49.332	49.8	1:13.406	54.2	40.813	55.0	2:43.551	53.56	1:05.565	15:19:48.086	

P11 25 Danny KILLEEN		Caterham Superlight R300-S									
IDEAL LAP TIME : 1:37.854		BEST LAP TIME : 1:38.185				DIFFERENCE : 0.331					
LAP	SECTOR 1		SECTOR 2		SECTOR 3		LAP TIME	MPH	DIFF	TIME OF DAY	
1 -		100.0	44.262	85.0	23.665	123.1	1:47.644	81.37	9.459	15:01:53.101	
2 -	31.635	102.4	43.433	84.6	23.640	122.9	1:38.708 (3)	88.74	0.523	15:03:31.809	
3 -	31.036	101.5	44.046	87.0	23.630	120.6	1:38.712	88.74	0.527	15:05:10.521	
4 -	30.976	102.1	43.912	80.9	23.784	123.1	1:38.672 (2)	88.77	0.487	15:06:49.193	
5 -	31.163	101.2	43.547	85.8	24.157	121.7	1:38.867	88.60	0.682	15:08:28.060	
6 -	30.791	101.8	43.647	79.5	23.747	122.0	1:38.185 (1)	89.21		15:10:06.245	
7 -	31.138	100.9	44.006	81.6	23.932	110.7	1:39.076	88.41	0.891	15:11:45.321	
8 -	37.728	80.8	1:09.396	49.0	44.625	48.8	2:31.749	57.72	53.564	15:14:17.070	
9 -	49.560	47.5	1:16.176	51.4	42.340	50.9	2:48.076	52.11	1:09.891	15:17:05.146	
10 -	49.315	51.7	1:13.225	53.5	40.955	56.9	2:43.495	53.57	1:05.310	15:19:48.641	

P12 69 Stephen COLLINS		Caterham Superlight R300-S									
IDEAL LAP TIME : 1:38.222		BEST LAP TIME : 1:38.445				DIFFERENCE : 0.223					
LAP	SECTOR 1		SECTOR 2		SECTOR 3		LAP TIME	MPH	DIFF	TIME OF DAY	
1 -		97.8	44.701	88.8	23.889	122.2	1:47.633	81.38	9.188	15:01:53.090	
2 -	31.569	100.6	43.979	86.4	23.745	120.2	1:39.293	88.22	0.848	15:03:32.383	
3 -	31.336	99.8	45.280	87.0	23.465	122.2	1:40.081	87.52	1.636	15:05:12.464	
4 -	31.079	100.3	43.729	87.1	23.637	120.2	1:38.445 (1)	88.98		15:06:50.909	
5 -	31.028	100.6	44.775	87.0	23.559	121.1	1:39.362	88.16	0.917	15:08:30.271	
6 -	31.177	101.2	44.237	83.5	23.803	117.9	1:39.217 (2)	88.28	0.772	15:10:09.488	
7 -	31.330	98.8	44.071	85.0	23.857	117.7	1:39.258 (3)	88.25	0.813	15:11:48.746	
8 -	35.281	91.1	1:09.384	58.5	44.527	48.0	2:29.192	58.71	50.747	15:14:17.938	
9 -	49.537	48.0	1:16.457	53.1	42.187	48.6	2:48.181	52.08	1:09.736	15:17:06.119	
10 -	49.184	50.1	1:13.333	61.5	40.769	59.0	2:43.286	53.64	1:04.841	15:19:49.405	

P13 11 Trevor FOWELL		Caterham Superlight R300-S									
IDEAL LAP TIME : 1:38.165		BEST LAP TIME : 1:38.246				DIFFERENCE : 0.081					
LAP	SECTOR 1		SECTOR 2		SECTOR 3		LAP TIME	MPH	DIFF	TIME OF DAY	
1 -		95.3	45.009	86.7	24.294	118.7	1:48.554	80.69	10.308	15:01:54.011	
2 -	31.455	100.3	43.860	86.7	23.613	121.5	1:38.928 (2)	88.54	0.682	15:03:32.939	
3 -	31.604	100.6	44.185	85.8	23.504	121.1	1:39.293 (3)	88.22	1.047	15:05:12.232	
4 -	30.801	101.3	43.893	87.2	23.552	120.6	1:38.246 (1)	89.16		15:06:50.478	
5 -	30.947	100.6	44.846	91.9	23.718	118.9	1:39.511	88.02	1.265	15:08:29.989	
6 -	31.241	99.2	44.194	91.6	24.260	121.1	1:39.695	87.86	1.449	15:10:09.684	
7 -	31.612	100.7	43.977	90.5	24.188	101.3	1:39.777	87.79	1.531	15:11:49.461	
8 -	35.694	89.7	1:08.961	58.2	44.335	50.8	2:28.990	58.79	50.744	15:14:18.451	

Weather / Track : Cloudy / Dry

Brands Hatch GP

Circuit Length = 2.4332 miles

Start: 15:00 Flag 15:19 End: 15:23

BookaTrack.com Caterham Superlight R300 Championship

RACE 2 - SECTOR ANALYSIS

SECTOR 1 = FL to I1, SECTOR 2 = I1 to I2, SECTOR 3 = I2 to FL, DIFF = Difference To Personal Best Lap

9 -	49.600	48.4	1:16.889	55.1	41.695	48.4	2:48.184	52.08	1:09.938	15:17:06.635
10 -	49.249	50.4	1:13.528	61.0	40.620	59.4	2:43.397	53.61	1:05.151	15:19:50.032

P14 82		Stewart CALDER					Caterham Superlight R300-S				
IDEAL LAP TIME : 1:38.138		BEST LAP TIME : 1:38.605					DIFFERENCE : 0.467				
LAP	SECTOR 1	SECTOR 2	SECTOR 3	LAP TIME	MPH	DIFF	TIME OF DAY				
1 -		100.1	44.552	83.9	23.984	121.5	1:48.506	80.73	9.901	15:01:53.963	
2 -	31.791	102.2	44.233	86.9	23.604	123.5	1:39.628	87.92	1.023	15:03:33.591	
3 -	31.800	100.0	43.966	84.7	23.371	124.2	1:39.137 (3)	88.36	0.532	15:05:12.728	
4 -	31.338	99.7	43.782	86.2	23.793	122.2	1:38.913 (2)	88.56	0.308	15:06:51.641	
5 -	31.090	100.4	44.264	82.7	24.257	123.5	1:39.611	87.94	1.006	15:08:31.252	
6 -	30.985	101.3	44.056	85.3	23.564	122.6	1:38.605 (1)	88.83		15:10:09.857	
7 -	32.408	99.5	43.913	89.0	23.430	122.6	1:39.751	87.81	1.146	15:11:49.608	
8 -	36.658	89.9	1:08.740	54.6	44.887	48.2	2:30.285	58.28	51.680	15:14:19.893	
9 -	50.098	46.7	1:15.648	49.3	42.217	53.0	2:47.963	52.15	1:09.358	15:17:07.856	
10 -	49.153	51.0	1:13.526	54.9	41.400	58.3	2:44.079	53.38	1:05.474	15:19:51.935	

P15 44		John WHITEHOUSE					Caterham Superlight R300-S				
IDEAL LAP TIME : 1:38.143		BEST LAP TIME : 1:38.232					DIFFERENCE : 0.089				
LAP	SECTOR 1	SECTOR 2	SECTOR 3	LAP TIME	MPH	DIFF	TIME OF DAY				
1 -		92.6	45.536	83.5	24.090	120.0	1:51.210	78.76	12.978	15:01:56.667	
2 -	31.101	100.9	44.236	85.0	23.869	119.8	1:39.206	88.29	0.974	15:03:35.873	
3 -	32.025	99.7	44.145	83.6	23.542	119.6	1:39.712	87.85	1.480	15:05:15.585	
4 -	31.067	101.5	43.778	88.6	23.753	118.3	1:38.598 (2)	88.84	0.366	15:06:54.183	
5 -	30.962	99.5	43.867	88.1	23.403	121.3	1:38.232 (1)	89.17		15:08:32.415	
6 -	31.032	101.6	43.949	84.7	23.668	121.1	1:38.649 (3)	88.79	0.417	15:10:11.064	
7 -	31.618	91.4	44.383	84.3	24.467	97.2	1:40.468	87.19	2.236	15:11:51.532	
8 -	36.773	75.4	1:07.636	54.5	45.047	43.5	2:29.456	58.61	51.224	15:14:20.988	
9 -	50.006	42.5	1:15.554	50.6	42.293	46.2	2:47.853	52.18	1:09.621	15:17:08.841	
10 -	49.716	49.1	1:13.220	51.8	41.186	49.7	2:44.122	53.37	1:05.890	15:19:52.963	

P16 77		Christopher WRIGHT					Caterham Superlight R300-S				
IDEAL LAP TIME : 1:38.435		BEST LAP TIME : 1:38.641					DIFFERENCE : 0.206				
LAP	SECTOR 1	SECTOR 2	SECTOR 3	LAP TIME	MPH	DIFF	TIME OF DAY				
1 -		96.0	44.712	84.4	23.823	122.2	1:48.797	80.51	10.156	15:01:54.254	
2 -	32.163	93.2	43.901	84.7	23.792	120.0	1:39.856	87.72	1.215	15:03:34.110	
3 -	31.565	99.4	43.994	82.0	23.695	119.6	1:39.254 (3)	88.25	0.613	15:05:13.364	
4 -	30.862	97.6	44.560	82.7	23.803	119.1	1:39.225 (2)	88.28	0.584	15:06:52.589	
5 -	31.554	98.8	44.058	86.3	23.709	121.1	1:39.321	88.19	0.680	15:08:31.910	
6 -	31.026	101.3	43.878	80.6	23.737	120.0	1:38.641 (1)	88.80		15:10:10.551	
7 -	31.896	97.3	44.346	82.5	25.116	93.5	1:41.358	86.42	2.717	15:11:51.909	
8 -	37.123	72.3	1:07.426	52.2	45.203	42.1	2:29.752	58.49	51.111	15:14:21.661	
9 -	49.975	40.1	1:15.545	53.7	42.333	44.9	2:47.853	52.18	1:09.212	15:17:09.514	
10 -	49.643	47.8	1:13.160	52.5	41.407	50.6	2:44.210	53.34	1:05.569	15:19:53.724	

P17 55		Steve RUSTON					Caterham Superlight R300-S				
IDEAL LAP TIME : 1:38.226		BEST LAP TIME : 1:38.777					DIFFERENCE : 0.551				
LAP	SECTOR 1	SECTOR 2	SECTOR 3	LAP TIME	MPH	DIFF	TIME OF DAY				
1 -		92.9	46.150	78.5	24.205	120.4	1:51.779	78.36	13.002	15:01:57.236	
2 -	31.592	100.0	44.375	83.6	23.669	119.1	1:39.636	87.91	0.859	15:03:36.872	
3 -	31.438	99.2	43.990	82.3	23.444	122.4	1:38.872 (2)	88.59	0.095	15:05:15.744	
4 -	31.675	99.1	43.722	87.3	23.850	118.3	1:39.247	88.26	0.470	15:06:54.991	
5 -	31.255	98.3	44.235	89.3	23.696	117.5	1:39.186 (3)	88.31	0.409	15:08:34.177	
6 -	31.060	98.6	44.023	91.4	23.694	116.5	1:38.777 (1)	88.68		15:10:12.954	
7 -	31.095	99.1	44.074	87.3	24.143	91.5	1:39.312	88.20	0.535	15:11:52.266	
8 -	37.167	67.7	1:07.707	51.1	45.150	41.4	2:30.024	58.38	51.247	15:14:22.290	
9 -	49.795	39.7	1:15.812	55.3	41.945	44.0	2:47.552	52.28	1:08.775	15:17:09.842	
10 -	49.899	46.5	1:13.397	51.2	41.346	48.1	2:44.642	53.20	1:05.865	15:19:54.484	

Weather / Track : Cloudy / Dry

Brands Hatch GP

Circuit Length = 2.4332 miles

Start: 15:00 Flag 15:19 End: 15:23

BookaTrack.com Caterham Superlight R300 Championship

RACE 2 - SECTOR ANALYSIS

SECTOR 1 = FL to I1, SECTOR 2 = I1 to I2, SECTOR 3 = I2 to FL, DIFF = Difference To Personal Best Lap

P18		2		John REID		Caterham Superlight R300-S				
IDEAL LAP TIME : 1:38.625		BEST LAP TIME : 1:38.625		DIFFERENCE : 0.000						
LAP	SECTOR 1		SECTOR 2		SECTOR 3		LAP TIME	MPH	DIFF	TIME OF DAY
1 -		96.5	45.791	77.4	24.870	117.3	1:52.696	77.72	14.071	15:01:58.153
2 -	32.312	98.6	45.009	82.7	23.752	124.2	1:41.073	86.66	2.448	15:03:39.226
3 -	31.417	98.8	44.658	85.0	23.795	119.1	1:39.870 (2)	87.71	1.245	15:05:19.096
4 -	31.081	100.3	43.945	86.5	23.599	122.2	1:38.625 (1)	88.81		15:06:57.721
5 -	31.721	100.1	44.288	87.2	23.902	119.1	1:39.911 (3)	87.67	1.286	15:08:37.632
6 -	31.262	99.8	45.254	82.3	24.410	116.7	1:40.926	86.79	2.301	15:10:18.558
7 -	31.135	98.6	44.941	84.7	26.853	87.2	1:42.929	85.10	4.304	15:12:01.487
8 -	34.459	97.9	1:02.187	53.9	45.188	43.2	2:21.834	61.76	43.209	15:14:23.321
9 -	49.709	42.0	1:16.101	55.6	41.393	44.0	2:47.203	52.39	1:08.578	15:17:10.524
10 -	49.841	46.0	1:13.280	49.5	41.625	47.4	2:44.746	53.17	1:06.121	15:19:55.270

P19		85		Clive RICHARDS		Caterham Superlight R300-S				
IDEAL LAP TIME : 1:37.056		BEST LAP TIME : 1:37.175		DIFFERENCE : 0.119						
LAP	SECTOR 1		SECTOR 2		SECTOR 3		LAP TIME	MPH	DIFF	TIME OF DAY
1 -		94.9	47.685	78.5	24.531	115.7	2:04.301	70.47	27.126	15:02:09.758
2 -	31.411	99.8	43.682	85.9	23.527	118.9	1:38.620	88.82	1.445	15:03:48.378
3 -	30.796	101.0	43.541	86.4	23.460	120.0	1:37.797 (2)	89.57	0.622	15:05:26.175
4 -	30.724	101.6	44.154	88.1	23.455	120.0	1:38.333	89.08	1.158	15:07:04.508
5 -	30.472	102.1	43.129	85.3	23.574	122.0	1:37.175 (1)	90.14		15:08:41.683
6 -	30.768	101.5	43.412	89.4	23.648	124.0	1:37.828 (3)	89.54	0.653	15:10:19.511
7 -	30.755	101.9	44.623	82.3	26.915	92.4	1:42.293	85.63	5.118	15:12:01.804
8 -	34.434	98.8	1:02.361	56.5	45.092	45.8	2:21.887	61.73	44.712	15:14:23.691
9 -	49.711	41.3	1:16.205	56.6	41.509	45.1	2:47.425	52.32	1:10.250	15:17:11.116
10 -	49.667	45.0	1:13.444	49.2	41.701	48.5	2:44.812	53.15	1:07.637	15:19:55.928

P20		50		David BRIAULT		Caterham Superlight R300-S				
IDEAL LAP TIME : 1:39.357		BEST LAP TIME : 1:39.591		DIFFERENCE : 0.234						
LAP	SECTOR 1		SECTOR 2		SECTOR 3		LAP TIME	MPH	DIFF	TIME OF DAY
1 -		95.0	45.700	77.1	24.590	117.3	1:52.610	77.78	13.019	15:01:58.067
2 -	31.618	99.8	44.199	86.7	24.017	118.7	1:39.834 (2)	87.74	0.243	15:03:37.901
3 -	31.554	97.1	44.531	86.2	24.072	118.5	1:40.157	87.46	0.566	15:05:18.058
4 -	31.333	100.4	44.162	84.5	24.096	119.6	1:39.591 (1)	87.95		15:06:57.649
5 -	31.441	98.8	44.148	86.9	24.407	117.1	1:39.996 (3)	87.60	0.405	15:08:37.645
6 -	31.654	101.0	44.949	79.2	24.788	120.4	1:41.391	86.39	1.800	15:10:19.036
7 -	31.192	99.8	44.877	82.9	27.472	89.8	1:43.541	84.60	3.950	15:12:02.577
8 -	35.312	88.0	1:01.651	47.6	44.962	49.2	2:21.925	61.72	42.334	15:14:24.502
9 -	49.755	44.3	1:16.048	56.7	41.399	47.4	2:47.202	52.39	1:07.611	15:17:11.704
10 -	49.849	49.1	1:13.420	49.8	42.064	42.5	2:45.333	52.98	1:05.742	15:19:57.037

P21		81		Albert VELLA		Caterham Superlight R300-S				
IDEAL LAP TIME : 1:38.557		BEST LAP TIME : 1:38.870		DIFFERENCE : 0.313						
LAP	SECTOR 1		SECTOR 2		SECTOR 3		LAP TIME	MPH	DIFF	TIME OF DAY
1 -		92.1	45.960	78.2	24.231	122.6	1:53.126	77.43	14.256	15:01:58.583
2 -	32.559	96.6	45.090	82.7	23.982	121.3	1:41.631	86.19	2.761	15:03:40.214
3 -	31.395	97.2	44.669	80.0	23.793	124.5	1:39.857 (3)	87.72	0.987	15:05:20.071
4 -	31.281	99.8	44.478	86.3	23.879	121.7	1:39.638 (2)	87.91	0.768	15:06:59.709
5 -	31.223	99.7	43.880	88.6	23.767	120.0	1:38.870 (1)	88.59		15:08:38.579
6 -	30.910	102.2	44.974	78.9	24.875	120.2	1:40.759	86.93	1.889	15:10:19.338
7 -	31.531	101.6	44.605	83.4	27.643	85.1	1:43.779	84.40	4.909	15:12:03.117
8 -	35.478	90.8	1:01.364	44.8	45.316	52.4	2:22.158	61.62	43.288	15:14:25.275
9 -	49.379	43.2	1:16.098	57.7	41.463	47.1	2:46.940	52.47	1:08.070	15:17:12.215
10 -	49.767	50.7	1:13.424	47.3	42.238	39.7	2:45.429	52.95	1:06.559	15:19:57.644

P22		17		Paul O REILLY		Caterham Superlight R300-S				
IDEAL LAP TIME : 1:38.949		BEST LAP TIME : 1:39.459		DIFFERENCE : 0.510						
LAP	SECTOR 1		SECTOR 2		SECTOR 3		LAP TIME	MPH	DIFF	TIME OF DAY

Weather / Track : Cloudy / Dry

Brands Hatch GP
Circuit Length = 2.4332 miles
Start: 15:00 Flag 15:19 End: 15:23

BookaTrack.com Caterham Superlight R300 Championship

RACE 2 - SECTOR ANALYSIS

SECTOR 1 = FL to I1, SECTOR 2 = I1 to I2, SECTOR 3 = I2 to FL, DIFF = Difference To Personal Best Lap

1 -		91.5	45.892	74.3	24.296	120.2	1:52.870	77.60	13.411	15:01:58.327
2 -	32.269	93.2	44.593	80.7	23.894	120.0	1:40.756	86.94	1.297	15:03:39.083
3 -	32.000	101.5	44.516	80.3	23.809	123.8	1:40.325 (3)	87.31	0.866	15:05:19.408
4 -	31.811	101.3	44.338	86.2	24.054	120.2	1:40.203 (2)	87.42	0.744	15:06:59.611
5 -	31.957	101.0	43.879	83.8	23.623	122.4	1:39.459 (1)	88.07		15:08:39.070
6 -	31.447	101.8	44.282	76.0	24.722	123.8	1:40.451	87.20	0.992	15:10:19.521
7 -	31.782	102.1	44.543	82.5	27.813	88.0	1:44.138	84.11	4.679	15:12:03.659
8 -	35.831	92.3	1:00.875	46.8	45.232	54.3	2:21.938	61.71	42.479	15:14:25.597
9 -	49.666	42.2	1:15.984	53.3	41.214	48.8	2:46.864	52.49	1:07.405	15:17:12.461
10 -	50.167	46.6	1:13.225	48.0	42.246	37.7	2:45.638	52.88	1:06.179	15:19:58.099

P23 6		Ian SPARSHOTT				Caterham Superlight R300-S				
IDEAL LAP TIME : 1:39.062		BEST LAP TIME : 1:39.671				DIFFERENCE : 0.609				
LAP	SECTOR 1	SECTOR 2	SECTOR 3	LAP TIME	MPH	DIFF	TIME OF DAY			
1 -		88.6	46.243	78.1	24.115	122.4	1:54.068	76.79	14.397	15:01:59.525
2 -	32.193	98.1	44.914	82.9	23.680	122.0	1:40.787	86.91	1.116	15:03:40.312
3 -	31.731	96.0	44.770	80.7	23.863	121.5	1:40.364 (3)	87.28	0.693	15:05:20.676
4 -	31.417	94.3	44.460	80.5	23.794	122.4	1:39.671 (1)	87.88		15:07:00.347
5 -	31.973	95.4	44.634	81.6	23.787	119.4	1:40.394	87.25	0.723	15:08:40.741
6 -	30.922	96.1	44.754	80.0	24.002	120.9	1:39.678 (2)	87.88	0.007	15:10:20.419
7 -	31.505	100.6	45.039	85.4	27.313	78.2	1:43.857	84.34	4.186	15:12:04.276
8 -	35.555	88.5	1:01.079	46.5	45.110	53.5	2:21.744	61.80	42.073	15:14:26.020
9 -	49.743	42.3	1:15.933	53.9	41.282	49.9	2:46.958	52.46	1:07.287	15:17:12.978
10 -	50.166	48.0	1:13.060	48.2	42.304	36.6	2:45.530	52.91	1:05.859	15:19:58.508

P24 18		Oscar ROVELLI				Caterham Superlight R300-S				
IDEAL LAP TIME : 1:39.238		BEST LAP TIME : 1:39.549				DIFFERENCE : 0.311				
LAP	SECTOR 1	SECTOR 2	SECTOR 3	LAP TIME	MPH	DIFF	TIME OF DAY			
1 -		95.1	45.777	74.8	24.503	118.9	1:52.859	77.61	13.310	15:01:58.316
2 -	32.708	96.6	44.788	83.6	23.926	117.9	1:41.422	86.37	1.873	15:03:39.738
3 -	31.740	98.8	44.451	75.9	23.971	121.1	1:40.162 (3)	87.45	0.613	15:05:19.900
4 -	31.938	98.5	44.321	85.2	24.013	119.1	1:40.272	87.36	0.723	15:07:00.172
5 -	31.699	96.4	43.893	81.0	23.957	120.2	1:39.549 (1)	87.99		15:08:39.721
6 -	31.419	99.1	44.074	79.9	24.602	120.4	1:40.095 (2)	87.51	0.546	15:10:19.816
7 -	32.037	99.7	45.588	86.0	27.683	83.5	1:45.308	83.18	5.759	15:12:05.124
8 -	36.243	96.1	1:00.377	53.1	45.933	61.4	2:22.553	61.44	43.004	15:14:27.677
9 -	48.889	48.4	1:16.135	61.1	41.197	57.4	2:46.221	52.69	1:06.672	15:17:13.898
10 -	49.971	50.1	1:13.092	52.0	42.452	34.5	2:45.515	52.92	1:05.966	15:19:59.413

P25 5		James ASHWORTH				Caterham Superlight R300-S				
IDEAL LAP TIME : 1:39.146		BEST LAP TIME : 1:39.590				DIFFERENCE : 0.444				
LAP	SECTOR 1	SECTOR 2	SECTOR 3	LAP TIME	MPH	DIFF	TIME OF DAY			
1 -		94.3	46.151	80.1	24.189	118.9	1:53.798	76.97	14.208	15:01:59.255
2 -	33.273	96.9	44.600	83.6	23.924	121.3	1:41.797	86.05	2.207	15:03:41.052
3 -	32.185	97.2	44.550	85.7	23.615	122.9	1:40.350	87.29	0.760	15:05:21.402
4 -	31.609	98.5	44.815	87.0	23.579	120.4	1:40.003 (2)	87.59	0.413	15:07:01.405
5 -	31.769	97.6	44.135	89.2	23.686	123.1	1:39.590 (1)	87.95		15:08:40.995
6 -	31.572	92.4	45.070	88.4	23.576	121.1	1:40.218 (3)	87.40	0.628	15:10:21.213
7 -	31.435	100.0	45.128	85.3	27.623	93.8	1:44.186	84.07	4.596	15:12:05.399
8 -	37.273	84.7	59.750	53.0	46.082	57.3	2:23.105	61.21	43.515	15:14:28.504
9 -	49.059	50.1	1:15.752	54.7	41.194	50.8	2:46.005	52.76	1:06.415	15:17:14.509
10 -	49.941	50.4	1:13.089	51.7	42.305	35.7	2:45.335	52.98	1:05.745	15:19:59.844

P26 3		Keith ASHWORTH				Caterham Superlight R300-S				
IDEAL LAP TIME : 1:39.385		BEST LAP TIME : 1:39.767				DIFFERENCE : 0.382				
LAP	SECTOR 1	SECTOR 2	SECTOR 3	LAP TIME	MPH	DIFF	TIME OF DAY			
1 -		91.3	46.005	76.8	24.248	120.0	1:54.455	76.53	14.688	15:01:59.912
2 -	32.886	93.8	44.578	83.8	24.299	120.4	1:41.763	86.08	1.996	15:03:41.675
3 -	31.888	96.9	44.596	84.8	24.137	118.9	1:40.621	87.05	0.854	15:05:22.296
4 -	31.631	98.8	44.294	83.6	24.168	118.9	1:40.093 (3)	87.51	0.326	15:07:02.389

Weather / Track : Cloudy / Dry

Brands Hatch GP

Circuit Length = 2.4332 miles

Start: 15:00 Flag 15:19 End: 15:23

BookaTrack.com Caterham Superlight R300 Championship

RACE 2 - SECTOR ANALYSIS

SECTOR 1 = FL to I1, SECTOR 2 = I1 to I2, SECTOR 3 = I2 to FL, DIFF = Difference To Personal Best Lap

5 -	31.486	97.1	43.891	84.7	24.390	119.8	1:39.767 (1)	87.80			15:08:42.156
6 -	31.558	97.9	44.289	83.8	24.008	118.9	1:39.855 (2)	87.72	0.088		15:10:22.011
7 -	31.632	98.3	44.518	78.5	28.023	83.6	1:44.173	84.08	4.406		15:12:06.184
8 -	38.218	89.1	58.603	51.6	46.836	53.2	2:23.657	60.97	43.890		15:14:29.841
9 -	48.494	54.6	1:15.794	49.2	41.313	53.0	2:45.601	52.89	1:05.834		15:17:15.442
10 -	49.761	52.6	1:13.194	57.4	42.092	35.8	2:45.047	53.07	1:05.280		15:20:00.489

P27	22	Paul BROWES					Caterham Superlight R300-S				
IDEAL LAP TIME : 1:40.414		BEST LAP TIME : 1:40.414			DIFFERENCE : 0.000						
LAP	SECTOR 1		SECTOR 2		SECTOR 3		LAP TIME	MPH	DIFF	TIME OF DAY	
1 -		87.9	47.094	85.4	24.453	117.9	1:56.135	75.42	15.721	15:02:01.592	
2 -	32.133	96.4	45.701	85.9	23.964	118.7	1:41.798 (3)	86.05	1.384	15:03:43.390	
3 -	31.425	98.1	45.052	86.1	23.937	118.5	1:40.414 (1)	87.23		15:05:23.804	
4 -	31.860	96.5	46.080	86.2	24.168	117.1	1:42.108	85.78	1.694	15:07:05.912	
5 -	31.950	96.1	45.630	83.7	24.201	116.3	1:41.781 (2)	86.06	1.367	15:08:47.693	
6 -	32.190	95.8	45.605	83.2	24.427	115.9	1:42.222	85.69	1.808	15:10:29.915	
7 -	32.098	86.0	47.837	83.3	25.853	103.8	1:45.788	82.80	5.374	15:12:15.703	
8 -	34.955	77.4	53.459	62.5	47.260	47.3	2:15.674	64.56	35.260	15:14:31.377	
9 -	47.808	58.6	1:15.754	47.4	41.233	46.4	2:44.795	53.15	1:04.381	15:17:16.172	
10 -	50.046	50.9	1:12.929	62.4	42.213	38.4	2:45.188	53.02	1:04.774	15:20:01.360	

P28	88	Finlay HUTCHISON					Caterham Superlight R300-S				
IDEAL LAP TIME : 1:40.749		BEST LAP TIME : 1:41.279			DIFFERENCE : 0.530						
LAP	SECTOR 1		SECTOR 2		SECTOR 3		LAP TIME	MPH	DIFF	TIME OF DAY	
1 -		91.9	48.990	76.5	26.815	110.0	2:04.560	70.32	23.281	15:02:10.017	
2 -	32.881	97.2	45.484	87.6	24.471	114.1	1:42.836	85.18	1.557	15:03:52.853	
3 -	31.821	97.5	45.111	88.5	24.347	115.1	1:41.279 (1)	86.49		15:05:34.132	
4 -	32.241	96.4	44.886	91.4	24.621	114.7	1:41.748 (3)	86.09	0.469	15:07:15.880	
5 -	31.698	97.6	47.899	89.1	24.517	114.3	1:44.114	84.13	2.835	15:08:59.994	
6 -	31.773	97.5	45.330	92.0	24.487	114.9	1:41.590 (2)	86.22	0.311	15:10:41.584	
7 -	31.516	96.8	46.952	65.1	26.642	102.4	1:45.110	83.33	3.831	15:12:26.694	
8 -	33.559	76.0	53.628	88.5	40.064	42.8	2:07.251	68.83	25.972	15:14:33.945	
9 -	46.830	60.5	1:15.941	52.4	40.739	47.8	2:43.510	53.57	1:02.231	15:17:17.455	
10 -	51.196	43.9	1:13.208	57.1	41.235	36.5	2:45.639	52.88	1:04.360	15:20:03.094	

P29	59	Ron JOHNSON					Caterham Superlight R300-S				
IDEAL LAP TIME : 1:49.475		BEST LAP TIME : 1:49.476			DIFFERENCE : 0.001						
LAP	SECTOR 1		SECTOR 2		SECTOR 3		LAP TIME	MPH	DIFF	TIME OF DAY	
1 -		86.0	51.098	73.3	26.636	114.3	2:04.104	70.58	14.628	15:02:09.561	
2 -	35.770	94.7	50.297	70.8	26.792	113.5	1:52.859	77.61	3.383	15:04:02.420	
3 -	35.482	91.8	49.708	69.5	26.372	115.3	1:51.562	78.51	2.086	15:05:53.982	
4 -	35.020	91.9	49.391	74.0	26.248	113.1	1:50.659 (3)	79.16	1.183	15:07:44.641	
5 -	34.742	90.8	49.442	78.9	26.118	112.9	1:50.302 (2)	79.41	0.826	15:09:34.943	
6 -	34.498	94.3	48.859	74.6	26.119	113.7	1:49.476 (1)	80.01		15:11:24.419	
7 -	35.721	83.5	57.265	66.7	29.097	94.1	2:02.083	71.75	12.607	15:13:26.502	
8 -	37.216	89.2	53.112	71.3	27.925	110.0	1:58.253	74.07	8.777	15:15:24.755	
9 -	36.501	87.8	54.251	67.2	29.295	73.9	2:00.047	72.97	10.571	15:17:24.802	
10 -	45.090	43.0	1:14.423	70.3	40.300	35.9	2:39.813	54.81	50.337	15:20:04.615	

P30	64	Tom EDEN					Caterham Superlight R300-S				
IDEAL LAP TIME : 1:38.241		BEST LAP TIME : 1:38.571			DIFFERENCE : 0.330						
LAP	SECTOR 1		SECTOR 2		SECTOR 3		LAP TIME	MPH	DIFF	TIME OF DAY	
1 -		92.3	45.577	86.7	23.862	120.2	1:50.489	79.28	11.918	15:01:55.946	
2 -	31.301	99.8	43.801	83.6	23.560	121.7	1:38.662 (2)	88.78	0.091	15:03:34.608	
3 -	31.552	101.3	43.784	81.2	23.578	121.5	1:38.914	88.56	0.343	15:05:13.522	
4 -	31.093	101.5	43.863	85.9	23.615	118.3	1:38.571 (1)	88.86		15:06:52.093	
5 -	30.961	100.1	43.930	87.2	23.929	117.7	1:38.820 (3)	88.64	0.249	15:08:30.913	
6 -	30.897	101.2	44.159	83.6	23.839	118.5	1:38.895	88.57	0.324	15:10:09.808	

Weather / Track : Cloudy / Dry

Brands Hatch GP

Circuit Length = 2.4332 miles

Start: 15:00 Flag 15:19 End: 15:23

BookaTrack.com Caterham Superlight R300 Championship

RACE 2 - SECTOR ANALYSIS

SECTOR 1 = FL to I1, SECTOR 2 = I1 to I2, SECTOR 3 = I2 to FL, DIFF = Difference To Personal Best Lap

P31 13		Stuart SIMPSON					Caterham Superlight R300-S			
IDEAL LAP TIME : 1:37.635		BEST LAP TIME : 1:38.110			DIFFERENCE : 0.475					
LAP	SECTOR 1	SECTOR 2		SECTOR 3		LAP TIME	MPH	DIFF	TIME OF DAY	
1 -	97.2	46.411	79.3	23.998	123.8	1:51.351	78.66	13.241	15:01:56.808	
2 -	31.378	100.7	44.281	80.3	23.646	122.4	1:39.305	1.195	15:03:36.113	
3 -	31.420	100.1	43.304	85.3	23.386	121.5	1:38.110 (1)	89.28	15:05:14.223	
4 -	30.945	101.2	43.822	81.7	23.581	122.6	1:38.348 (2)	0.238	15:06:52.571	
5 -	31.130	100.4	43.677	81.3	23.884	124.7	1:38.691 (3)	0.581	15:08:31.262	
6 -	31.244	98.5	44.081	78.1	23.545	123.8	1:38.870	0.760	15:10:10.132	

P32 14		Luke BROWES					Caterham Superlight R300-S			
IDEAL LAP TIME : 1:39.783		BEST LAP TIME : 1:40.015			DIFFERENCE : 0.232					
LAP	SECTOR 1	SECTOR 2		SECTOR 3		LAP TIME	MPH	DIFF	TIME OF DAY	
1 -	92.1	45.909	84.7	24.079	123.8	1:53.426 (3)	77.22	13.411	15:01:58.883	
2 -	32.944	101.6	44.991	85.1	24.149	122.0	1:42.084 (2)	2.069	15:03:40.967	
3 -	31.606	100.7	44.564	83.3	23.845	123.1	1:40.015 (1)	87.58	15:05:20.982	

BookaTrack.com Caterham Superlight R300 Championship

RACE 2 - BEST SECTORS

SECTOR 1			SECTOR 2			SECTOR 3			IDEAL / BEST COMPARISON						
POS	NO	NAME	TIME	NO	NAME	TIME	NO	NAME	TIME	POS	NO	NAME	IDEAL	BEST	DIFF
													PERFECT LAP	1:36.100	
1	35	SALES	30.157	35	SALES	42.822	35	SALES	23.121	1	35	SALES	1:36.100	1:36.142	0.042
2	19	HEAD	30.375	19	HEAD	42.979	32	WIGGINS	23.197	2	32	WIGGINS	1:36.678	1:36.689	0.011
3	32	WIGGINS	30.431	32	WIGGINS	43.050	78	WINSTANLEY	23.332	3	19	HEAD	1:36.694	1:36.786	0.092
4	85	RICHARDS	30.472	46	MORTIMER	43.054	66	THACKER	23.335	4	85	RICHARDS	1:37.056	1:37.175	0.119
5	46	MORTIMER	30.497	85	RICHARDS	43.129	19	HEAD	23.340	5	46	MORTIMER	1:37.077	1:37.529	0.452
6	8	NUTTALL	30.526	13	SIMPSON	43.304	82	CALDER	23.371	6	66	THACKER	1:37.552	1:37.986	0.434
7	27	SMITH	30.574	25	KILLEEN	43.433	13	SIMPSON	23.386	7	13	SIMPSON	1:37.635	1:38.110	0.475
8	9	DYER	30.689	66	THACKER	43.487	44	WHITEHOUSE	23.403	8	27	SMITH	1:37.756	1:38.232	0.476
9	66	THACKER	30.730	9	DYER	43.662	8	NUTTALL	23.429	9	8	NUTTALL	1:37.782	1:38.387	0.605
10	25	KILLEEN	30.791	16	GLADMAN	43.664	55	RUSTON	23.444	10	25	KILLEEN	1:37.854	1:38.185	0.331
11	11	FOWELL	30.801	55	RUSTON	43.722	27	SMITH	23.454	11	9	DYER	1:37.909	1:38.262	0.353
12	77	WRIGHT	30.862	27	SMITH	43.728	16	GLADMAN	23.455	12	78	WINSTANLEY	1:38.067	1:38.303	0.236
13	78	WINSTANLEY	30.862	69	COLLINS	43.729	85	RICHARDS	23.455	13	82	CALDER	1:38.138	1:38.605	0.467
14	64	EDEN	30.897	44	WHITEHOUSE	43.778	69	COLLINS	23.465	14	44	WHITEHOUSE	1:38.143	1:38.232	0.089
15	81	VELLA	30.910	82	CALDER	43.782	11	FOWELL	23.504	15	11	FOWELL	1:38.165	1:38.246	0.081
16	6	SPARSHOTT	30.922	64	EDEN	43.784	46	MORTIMER	23.526	16	16	GLADMAN	1:38.168	1:38.281	0.113
17	13	SIMPSON	30.945	8	NUTTALL	43.827	9	DYER	23.558	17	69	COLLINS	1:38.222	1:38.445	0.223
18	44	WHITEHOUSE	30.962	11	FOWELL	43.860	64	EDEN	23.560	18	55	RUSTON	1:38.226	1:38.777	0.551
19	82	CALDER	30.985	78	WINSTANLEY	43.873	5	ASHWORTH	23.576	19	64	EDEN	1:38.241	1:38.571	0.330
20	69	COLLINS	31.028	77	WRIGHT	43.878	2	REID	23.599	20	77	WRIGHT	1:38.435	1:38.641	0.206
21	16	GLADMAN	31.049	17	REILLY	43.879	17	REILLY	23.623	21	81	VELLA	1:38.557	1:38.870	0.313
22	55	RUSTON	31.060	81	VELLA	43.880	25	KILLEEN	23.630	22	2	REID	1:38.625	1:38.625	0.000
23	2	REID	31.081	3	ASHWORTH	43.891	6	SPARSHOTT	23.680	23	17	REILLY	1:38.949	1:39.459	0.510
24	50	BRIAULT	31.192	18	ROVELLI	43.893	77	WRIGHT	23.695	24	6	SPARSHOTT	1:39.062	1:39.671	0.609
25	14	BROWES	31.374	2	REID	43.945	81	VELLA	23.767	25	5	ASHWORTH	1:39.146	1:39.590	0.444
26	18	ROVELLI	31.419	5	ASHWORTH	44.135	14	BROWES	23.845	26	18	ROVELLI	1:39.238	1:39.549	0.311
27	22	BROWES	31.425	50	BRIAULT	44.148	18	ROVELLI	23.926	27	50	BRIAULT	1:39.357	1:39.591	0.234
28	5	ASHWORTH	31.435	6	SPARSHOTT	44.460	22	BROWES	23.937	28	3	ASHWORTH	1:39.385	1:39.767	0.382
29	17	REILLY	31.447	14	BROWES	44.564	3	ASHWORTH	24.008	29	14	BROWES	1:39.783	1:40.015	0.232
30	3	ASHWORTH	31.486	88	HUTCHISON	44.886	50	BRIAULT	24.017	30	22	BROWES	1:40.414	1:40.414	0.000
31	88	HUTCHISON	31.516	22	BROWES	45.052	88	HUTCHISON	24.347	31	88	HUTCHISON	1:40.749	1:41.279	0.530
32	59	JOHNSON	34.498	59	JOHNSON	48.859	59	JOHNSON	26.118	32	59	JOHNSON	1:49.475	1:49.476	0.001

Weather / Track : Cloudy / Dry

Results can be found at www.tsl-timing.com

Brands Hatch GP

Circuit Length = 2.4332 miles

Start: 15:00 Flag 15:19 End: 15:23

Printed - 15:25 Saturday, 16 April 2016

BookaTrack.com Caterham Superlight R300 Championship

RACE 2 - BEST SPEEDS

POS	INTERMEDIATE 1			INTERMEDIATE 2			FINISH LINE		
	NO	NAME	MPH	NO	NAME	MPH	NO	NAME	MPH
1	25	KILLEEN	102.4	19	HEAD	94.9	13	SIMPSON	124.7
2	32	WIGGINS	102.4	88	HUTCHISON	92.0	16	GLADMAN	124.7
3	35	SALES	102.2	11	FOWELL	91.9	78	WINSTANLEY	124.5
4	81	VELLA	102.2	32	WIGGINS	91.9	81	VELLA	124.5
5	82	CALDER	102.2	55	RUSTON	91.4	2	REID	124.2
6	17	REILLY	102.1	27	SMITH	91.3	66	THACKER	124.2
7	85	RICHARDS	102.1	9	DYER	90.1	82	CALDER	124.2
8	66	THACKER	101.8	85	RICHARDS	89.4	85	RICHARDS	124.0
9	78	WINSTANLEY	101.8	8	NUTTALL	89.3	14	BROWES	123.8
10	14	BROWES	101.6	5	ASHWORTH	89.2	17	REILLY	123.8
11	44	WHITEHOUSE	101.6	35	SALES	89.2	27	SMITH	123.3
12	64	EDEN	101.5	82	CALDER	89.0	5	ASHWORTH	123.1
13	11	FOWELL	101.3	69	COLLINS	88.8	25	KILLEEN	123.1
14	77	WRIGHT	101.3	44	WHITEHOUSE	88.6	6	SPARSHOTT	122.4
15	13	SIMPSON	101.2	81	VELLA	88.6	55	RUSTON	122.4
16	69	COLLINS	101.2	46	MORTIMER	88.4	69	COLLINS	122.2
17	16	GLADMAN	101.0	66	THACKER	88.4	77	WRIGHT	122.2
18	46	MORTIMER	101.0	2	REID	87.2	9	DYER	122.0
19	50	BRIAULT	101.0	64	EDEN	87.2	35	SALES	122.0
20	19	HEAD	100.9	25	KILLEEN	87.0	64	EDEN	121.7
21	27	SMITH	100.7	50	BRIAULT	86.9	11	FOWELL	121.5
22	6	SPARSHOTT	100.6	77	WRIGHT	86.3	32	WIGGINS	121.3
23	9	DYER	100.6	17	REILLY	86.2	44	WHITEHOUSE	121.3
24	2	REID	100.3	22	BROWES	86.2	18	ROVELLI	121.1
25	8	NUTTALL	100.1	18	ROVELLI	86.0	3	ASHWORTH	120.4
26	5	ASHWORTH	100.0	16	GLADMAN	85.9	50	BRIAULT	120.4
27	55	RUSTON	100.0	6	SPARSHOTT	85.4	46	MORTIMER	119.1
28	18	ROVELLI	99.7	13	SIMPSON	85.3	8	NUTTALL	118.9
29	3	ASHWORTH	98.8	14	BROWES	85.1	22	BROWES	118.7
30	22	BROWES	98.1	78	WINSTANLEY	84.9	19	HEAD	118.5
31	88	HUTCHISON	97.6	3	ASHWORTH	84.8	59	JOHNSON	115.3
32	59	JOHNSON	94.7	59	JOHNSON	78.9	88	HUTCHISON	115.1

Weather / Track : Cloudy / Dry

Results can be found at www.tsl-timing.com

Brands Hatch GP

Circuit Length = 2.4332 miles

Start: 15:00 Flag 15:19 End: 15:23

Printed - 15:26 Saturday, 16 April 2016

BookaTrack.com Caterham Superlight R300 Championship

RACE 2 - LAP CHART

LAP 1 @ 15:01:48.981			LAP 2 @ 15:03:26.393			LAP 3 @ 15:05:03.633			LAP 4 @ 15:06:40.419			LAP 5 @ 15:08:17.598		
NO	BEHIND	LAP TIME	NO	BEHIND	LAP TIME	NO	BEHIND	LAP TIME	NO	BEHIND	LAP TIME	NO	BEHIND	LAP TIME
19		1:43.524	19		1:37.412	19		1:37.240	19		1:36.786	19		1:37.179
32	0.587	1:44.111	32	0.416	1:37.241	32	0.246	1:37.070	32	0.149	1:36.689	32	0.070	1:37.100
46	1.081	1:44.605	46	1.520	1:37.851	35	1.069	1:36.711	35	0.425	1:36.142	35	0.531	1:37.285
35	1.541	1:45.065	35	1.598	1:37.469	46	1.918	1:37.638	46	2.661	1:37.529	46	3.320	1:37.838
8	2.361	1:45.885	8	3.680	1:38.731	8	5.628	1:39.188	8	7.229	1:38.387	8	8.468	1:38.418
78	2.434	1:45.958	27	3.832	1:38.752	27	5.690	1:39.098	27	7.381	1:38.477	27	8.701	1:38.499
27	2.492	1:46.016	78	4.054	1:39.032	78	5.776	1:38.962	78	7.489	1:38.499	78	8.713	1:38.403
16	3.091	1:46.615	16	4.442	1:38.763	16	5.996	1:38.794	9	8.333	1:38.797	9	9.416	1:38.262
9	3.813	1:47.337	9	5.292	1:38.891	9	6.322	1:38.270	16	8.409	1:39.199	16	9.511	1:38.281
69	4.109	1:47.633	25	5.416	1:38.708	25	6.888	1:38.712	25	8.774	1:38.672	66	10.122	1:38.296
25	4.120	1:47.644	69	5.990	1:39.293	66	7.805	1:38.317	66	9.005	1:37.986	25	10.462	1:38.867
82	4.982	1:48.506	11	6.546	1:38.928	11	8.599	1:39.293	11	10.059	1:38.246	11	12.391	1:39.511
11	5.030	1:48.554	66	6.728	1:38.484	69	8.831	1:40.081	69	10.490	1:38.445	69	12.673	1:39.362
77	5.273	1:48.797	82	7.198	1:39.628	82	9.095	1:39.137	82	11.222	1:38.913	64	13.315	1:38.820
66	5.656	1:49.180	77	7.717	1:39.856	77	9.731	1:39.254	64	11.674	1:38.571	82	13.654	1:39.611
64	6.965	1:50.489	64	8.215	1:38.662	64	9.889	1:38.914	13	12.152	1:38.348	13	13.664	1:38.691
44	7.686	1:51.210	44	9.480	1:39.206	13	10.590	1:38.110	77	12.170	1:39.225	77	14.312	1:39.321
13	7.827	1:51.351	13	9.720	1:39.305	44	11.952	1:39.712	44	13.764	1:38.598	44	14.817	1:38.232
55	8.255	1:51.779	55	10.479	1:39.636	55	12.111	1:38.872	55	14.572	1:39.247	55	16.579	1:39.186
50	9.086	1:52.610	50	11.508	1:39.834	50	14.425	1:40.157	50	17.230	1:39.591	2	20.034	1:39.911
2	9.172	1:52.696	17	12.690	1:40.756	2	15.463	1:39.870	2	17.302	1:38.625	50	20.047	1:39.996
18	9.335	1:52.859	2	12.833	1:41.073	17	15.775	1:40.325	17	19.192	1:40.203	81	20.981	1:38.870
17	9.346	1:52.870	18	13.345	1:41.422	18	16.267	1:40.162	81	19.290	1:39.638	17	21.472	1:39.459
81	9.602	1:53.126	81	13.821	1:41.631	81	16.438	1:39.857	18	19.753	1:40.272	18	22.123	1:39.549
14	9.902	1:53.426	6	13.919	1:40.787	6	17.043	1:40.364	6	19.928	1:39.671	6	23.143	1:40.394
5	10.274	1:53.798	14	14.574	1:42.084	14	17.349	1:40.015	5	20.986	1:40.003	5	23.397	1:39.590
6	10.544	1:54.068	5	14.659	1:41.797	5	17.769	1:40.350	3	21.970	1:40.093	85	24.085	1:37.175
3	10.931	1:54.455	3	15.282	1:41.763	3	18.663	1:40.621	85	24.089	1:38.333	3	24.558	1:39.767
22	12.611	1:56.135	22	16.997	1:41.798	22	20.171	1:40.414	22	25.493	1:42.108	22	30.095	1:41.781
59	20.580	2:04.104	85	21.985	1:38.620	85	22.542	1:37.797	88	35.461	1:41.748	88	42.396	1:44.114
85	20.777	2:04.301	88	26.460	1:42.836	88	30.499	1:41.279	59	1:04.222	1:50.659	59	1:17.345	1:50.302
88	21.036	2:04.560	59	36.027	1:52.859	59	50.349	1:51.562						

Weather / Track : Cloudy / Dry

Brands Hatch GP

Circuit Length = 2.4332 miles

Start: 15:00 Flag 15:19 End: 15:23

BookaTrack.com Caterham Superlight R300 Championship

RACE 2 - LAP CHART

LAP 6 @ 15:09:54.743			LAP 7 @ 15:11:32.173			LAP 8 @ 15:14:08.634			LAP 9 @ 15:16:57.349			LAP 10 @ 15:19:41.323		
NO	BEHIND	LAP TIME	NO	BEHIND	LAP TIME	NO	BEHIND	LAP TIME	NO	BEHIND	LAP TIME	NO	BEHIND	LAP TIME
19		1:37.145	19		1:37.430	19		2:36.461	19		2:48.715	19		2:43.974
32	0.240	1:37.315	32	0.069	1:37.259	32	0.929	2:37.321	32	0.577	2:48.363	32	0.719	2:44.116
35	0.252	1:36.866	35	0.311	1:37.489	35	1.617	2:37.767	35	1.499	2:48.597	35	1.375	2:43.850
46	3.894	1:37.719	46	4.301	1:37.837	46	2.405	2:34.565	46	2.130	2:48.440	46	2.256	2:44.100
8	9.759	1:38.436	27	11.268	1:38.910	27	3.272	2:28.465	27	3.018	2:48.461	27	2.886	2:43.842
27	9.788	1:38.232	8	11.672	1:39.343	8	4.524	2:29.313	8	4.102	2:48.293	8	3.630	2:43.502
78	9.871	1:38.303	78	11.861	1:39.420	78	5.059	2:29.659	78	4.678	2:48.334	78	4.458	2:43.754
9	10.546	1:38.275	9	12.176	1:39.060	9	5.679	2:29.964	9	5.436	2:48.472	9	5.101	2:43.639
16	10.704	1:38.338	16	12.887	1:39.613	16	6.841	2:30.415	16	6.109	2:47.983	16	5.818	2:43.683
66	11.091	1:38.114	25	13.148	1:39.076	66	7.849	2:31.131	66	7.186	2:48.052	66	6.763	2:43.551
25	11.502	1:38.185	66	13.179	1:39.518	25	8.436	2:31.749	25	7.797	2:48.076	25	7.318	2:43.495
69	14.745	1:39.217	69	16.573	1:39.258	69	9.304	2:29.192	69	8.770	2:48.181	69	8.082	2:43.286
11	14.941	1:39.695	11	17.288	1:39.777	11	9.817	2:28.990	11	9.286	2:48.184	11	8.709	2:43.397
64	15.065	1:38.895	82	17.435	1:39.751	82	11.259	2:30.285	82	10.507	2:47.963	82	10.612	2:44.079
82	15.114	1:38.605	44	19.359	1:40.468	44	12.354	2:29.456	44	11.492	2:47.853	44	11.640	2:44.122
13	15.389	1:38.870	77	19.736	1:41.358	77	13.027	2:29.752	77	12.165	2:47.853	77	12.401	2:44.210
77	15.808	1:38.641	55	20.093	1:39.312	55	13.656	2:30.024	55	12.493	2:47.552	55	13.161	2:44.642
44	16.321	1:38.649	2	29.314	1:42.929	2	14.687	2:21.834	2	13.175	2:47.203	2	13.947	2:44.746
55	18.211	1:38.777	85	29.631	1:42.293	85	15.057	2:21.887	85	13.767	2:47.425	85	14.605	2:44.812
2	23.815	1:40.926	50	30.404	1:43.541	50	15.868	2:21.925	50	14.355	2:47.202	50	15.714	2:45.333
50	24.293	1:41.391	81	30.944	1:43.779	81	16.641	2:22.158	81	14.866	2:46.940	81	16.321	2:45.429
81	24.595	1:40.759	17	31.486	1:44.138	17	16.963	2:21.938	17	15.112	2:46.864	17	16.776	2:45.638
85	24.768	1:37.828	6	32.103	1:43.857	6	17.386	2:21.744	6	15.629	2:46.958	6	17.185	2:45.530
17	24.778	1:40.451	18	32.951	1:45.308	18	19.043	2:22.553	18	16.549	2:46.221	18	18.090	2:45.515
18	25.073	1:40.095	5	33.226	1:44.186	5	19.870	2:23.105	5	17.160	2:46.005	5	18.521	2:45.335
6	25.676	1:39.678	3	34.011	1:44.173	3	21.207	2:23.657	3	18.093	2:45.601	3	19.166	2:45.047
5	26.470	1:40.218	22	43.530	1:45.788	22	22.743	2:15.674	22	18.823	2:44.795	22	20.037	2:45.188
3	27.268	1:39.855	88	54.521	1:45.110	88	25.311	2:07.251	88	20.106	2:43.510	88	21.771	2:45.639
22	35.172	1:42.222	59	1:54.329	2:02.083	59	1:16.121	1:58.253	59	27.453	2:00.047	59	23.292	2:39.813
88	46.841	1:41.590												
59	1:29.676	1:49.476												

Weather / Track : Cloudy / Dry

Brands Hatch GP
 Circuit Length = 2.4332 miles
 Start: 15:00 Flag 15:19 End: 15:23

BookaTrack.com Caterham Superlight R300 Championship

RACE 2 - POSITION CHART

No	Name	Lap Pos	Lap											
			1	2	3	4	5	6	7	8	9	10		
2	REID	1	19	19	19	19	19	19	19	19	19	19	19	19
3	ASHWORTH	2	32	32	32	32	32	32	32	32	32	32	32	32
5	ASHWORTH	3	46	46	35	35	35	35	35	35	35	35	35	35
6	SPARSHOTT	4	35	35	46	46	46	46	46	46	46	46	46	46
8	NUTTALL	5	8	8	8	8	8	8	8	27	27	27	27	27
9	DYER	6	78	27	27	27	27	27	27	8	8	8	8	8
11	FOWELL	7	27	78	78	78	78	78	78	78	78	78	78	78
13	SIMPSON	8	16	16	16	9	9	9	9	9	9	9	9	9
14	BROWES	9	9	9	9	16	16	16	16	16	16	16	16	16
16	GLADMAN	10	69	25	25	25	66	66	66	25	66	66	66	66
17	REILLY	11	25	69	66	66	25	25	25	66	25	25	25	25
18	ROVELLI	12	82	11	11	11	11	69	69	69	69	69	69	69
19	HEAD	13	11	66	69	69	69	11	11	11	11	11	11	11
22	BROWES	14	77	82	82	82	64	64	64	82	82	82	82	82
25	KILLEEN	15	66	77	77	64	82	82	82	44	44	44	44	44
27	SMITH	16	64	64	64	13	13	13	13	77	77	77	77	77
32	WIGGINS	17	44	44	13	77	77	77	77	55	55	55	55	55
35	SALES	18	13	13	44	44	44	44	44	2	2	2	2	2
44	WHITEHOUSE	19	55	55	55	55	55	55	55	85	85	85	85	85
46	MORTIMER	20	50	50	50	50	2	2	2	50	50	50	50	50
50	BRIAULT	21	2	17	2	2	50	50	50	81	81	81	81	81
55	RUSTON	22	18	2	17	17	81	81	81	17	17	17	17	17
59	JOHNSON	23	17	18	18	81	17	85	85	6	6	6	6	6
64	EDEN	24	81	81	81	18	18	17	17	18	18	18	18	18
66	THACKER	25	14	6	6	6	6	18	18	5	5	5	5	5
69	COLLINS	26	5	14	14	5	5	6	6	3	3	3	3	3
77	WRIGHT	27	6	5	5	3	85	5	5	22	22	22	22	22
78	WINSTANLEY	28	3	3	3	85	3	3	3	88	88	88	88	88
81	VELLA	29	22	22	22	22	22	22	22	59	59	59	59	59
82	CALDER	30	59	85	85	88	88	88	88					
85	RICHARDS	31	85	88	88	59	59	59	59					
88	HUTCHISON	32	88	59	59									

Weather / Track : Cloudy / Dry

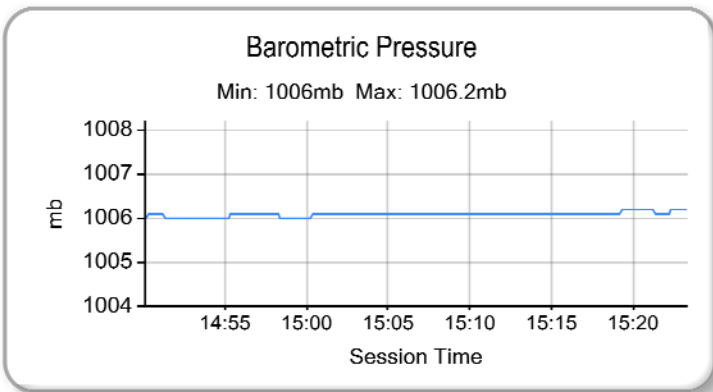
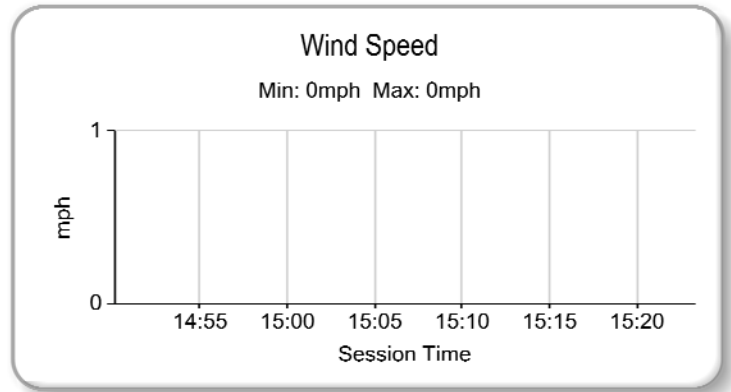
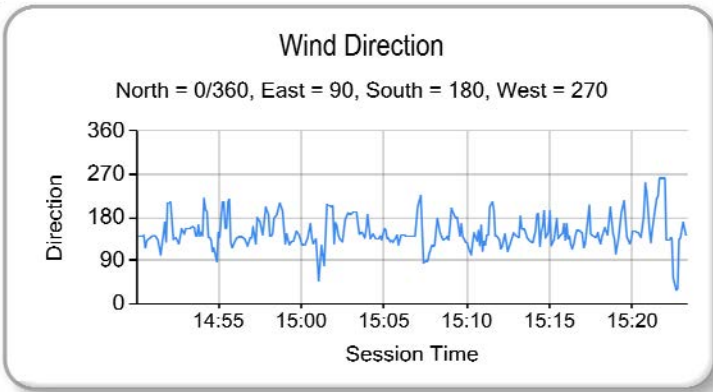
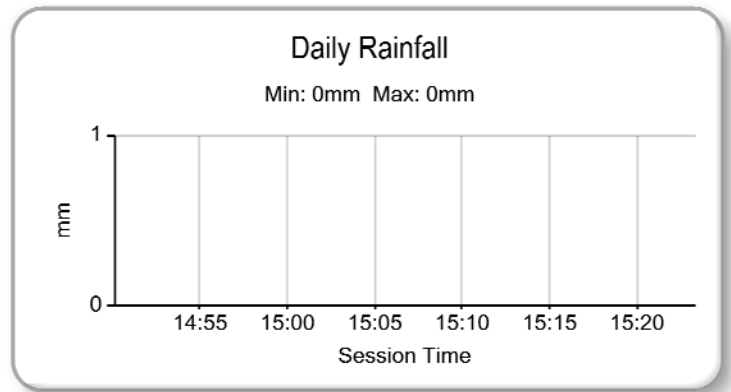
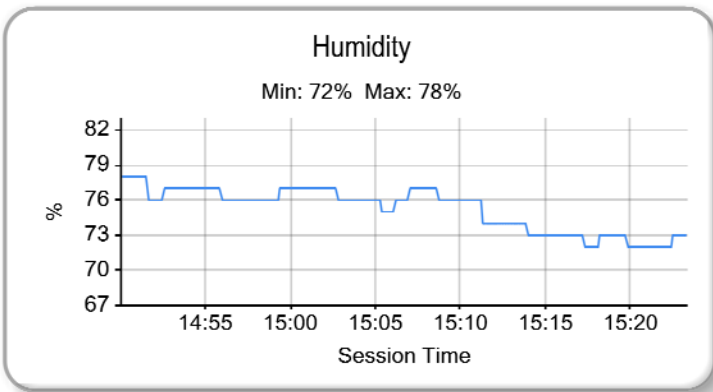
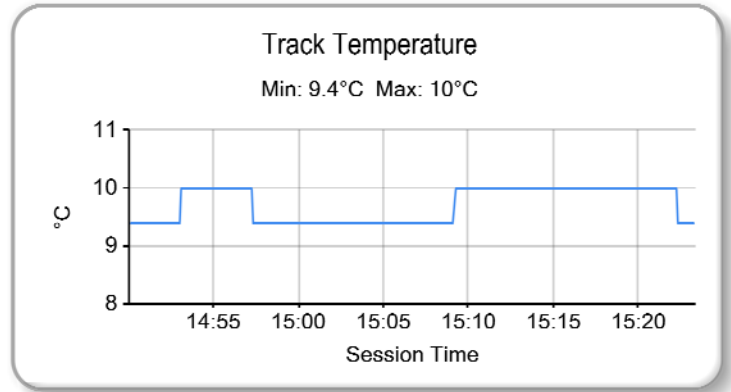
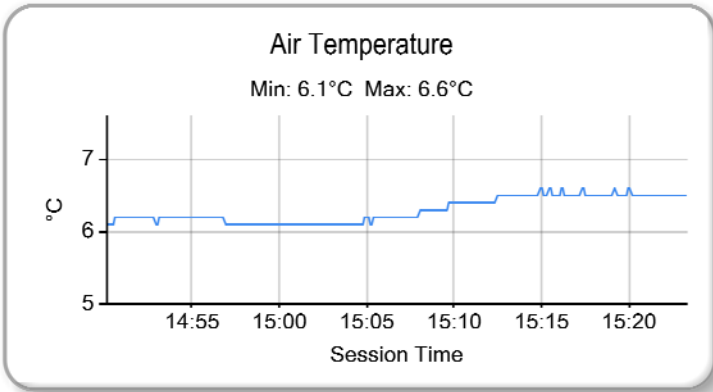
Results can be found at www.tsl-timing.com

Brands Hatch GP
 Circuit Length = 2.4332 miles
 Start: 15:00 Flag 15:19 End: 15:23

Printed - 15:27 Saturday, 16 April 2016

BookaTrack.com Caterham Superlight R300 Championship

RACE 2 - WEATHER CONDITIONS



Weather / Track : Cloudy / Dry

Results can be found at www.tsl-timing.com

Brands Hatch GP
Circuit Length = 2.4332 miles
Start: 15:00 Flag 15:19 End: 15:23


Printed - 15:34 Saturday, 16 April 2016

BookaTrack.com Caterham Superlight R300 Championship

RACE 10 - GRID (30 minutes) - AMENDED

ROW 16	31	14 Luke BROWES	32	4 Jeremy ELLIS
ROW 15	29	64 Tom EDEN	30	13 Stuart SIMPSON
ROW 14	27	88 Finlay HUTCHISON	28	59 Ron JOHNSON
ROW 13	25	3 Keith ASHWORTH	26	22 Paul BROWES
ROW 12	23	18 Oscar ROVELLI	24	5 James ASHWORTH
ROW 11	21	81 Albert VELLA	22	6 Ian SPARSHOTT
ROW 10	19	85 Clive RICHARDS	20	50 David BRIAULT
ROW 9	17	55 Steve RUSTON	18	2 John REID
ROW 8	15	44 John WHITEHOUSE	16	77 Christopher WRIGHT
ROW 7	13	11 Trevor FOWELL	14	82 Stewart CALDER
ROW 6	11	25 Danny KILLEEN	12	69 Stephen COLLINS
ROW 5	9	16 Philip GLADMAN	10	66 Paul THACKER
ROW 4	7	78 Danny WINSTANLEY	8	9 Matt DYER
ROW 3	5	27 William SMITH	6	8 Stephen NUTTALL
ROW 2	3	35 Jack SALES	4	46 Jonathan MORTIMER
ROW 1	1	19 Aaron HEAD	2	32 Lee WIGGINS

Pole



Brands Hatch GP
 Circuit Length = 2.4332 miles

These results are provisional until the conclusion of any judicial and technical matters.

Clerk Of Course :	Timekeeper :
-------------------	--------------

BookaTrack.com Caterham Superlight R300 Championship

RACE 10 - CLASSIFICATION - AMENDED

POS	NO	NAME	ENTRY	LAPS	TIME	GAP	DIFF	MPH	BEST	ON
1	19	Aaron HEAD	Caterham Superlight R300-S	14	25:03.778			81.55	1:36.658	7
2	78	Danny WINSTANLEY	Caterham Superlight R300-S	14	25:04.054	0.276	0.276	81.53	1:36.597	9
3	32	Lee WIGGINS	Caterham Superlight R300-S	14	25:04.544	0.766	0.490	81.51	1:36.456	3
4	35	Jack SALES	Caterham Superlight R300-S	14	25:04.894	1.116	0.350	81.49	1:36.355	3
5	27	William SMITH	Caterham Superlight R300-S	14	25:14.343	10.565	9.449	80.98	1:37.199	2
6	85	Clive RICHARDS	Caterham Superlight R300-S	14	25:14.374	10.596	0.031	80.98	1:36.739	3
7	46	Jonathan MORTIMER	Caterham Superlight R300-S	14	25:15.521	11.743	1.147	80.92	1:36.919	3
8	8	Stephen NUTTALL	Caterham Superlight R300-S	14	25:15.981	12.203	0.460	80.89	1:37.216	6
9	16	Philip GLADMAN	Caterham Superlight R300-S	14	25:16.079	12.301	0.098	80.89	1:36.985	12
10	25	Danny KILLEEN	Caterham Superlight R300-S	14	25:22.700	18.922	6.621	80.53	1:37.817	8
11	9	Matt DYER	Caterham Superlight R300-S	14	25:29.859	26.081	7.159	80.16	1:37.950	8
12	69	Stephen COLLINS	Caterham Superlight R300-S	14	25:31.767	27.989	1.908	80.06	1:38.420	8
13	11	Trevor FOWELL	Caterham Superlight R300-S	14	25:31.948	28.170	0.181	80.05	1:38.274	5
14	82	Stewart CALDER	Caterham Superlight R300-S	14	25:33.339	29.561	1.391	79.98	1:38.090	3
15	44	John WHITEHOUSE	Caterham Superlight R300-S	14	25:42.414	38.636	9.075	79.51	1:38.859	3
16	50	David BRIAULT	Caterham Superlight R300-S	14	25:42.495	38.717	0.081	79.50	1:38.684	2
17	55	Steve RUSTON	Caterham Superlight R300-S	14	25:42.758	38.980	0.263	79.49	1:38.437	10
18	4	Jeremy ELLIS	Caterham Superlight R300-S	14	25:42.980	39.202	0.222	79.48	1:37.845	11
19	18	Oscar ROVELLI	Caterham Superlight R300-S	14	25:43.580	39.802	0.600	79.45	1:38.752	4
20	2	John REID	Caterham Superlight R300-S	14	25:44.642	40.864	1.062	79.39	1:38.289	12
21	77	Christopher WRIGHT	Caterham Superlight R300-S	14	25:44.704	40.926	0.062	79.39	1:38.153	11
22	13	Stuart SIMPSON	Caterham Superlight R300-S	14	25:44.893	41.115	0.189	79.38	1:37.492	11
23	6	Ian SPARSHOTT	Caterham Superlight R300-S	14	25:52.816	49.038	7.923	78.97	1:39.296	9
24	5	James ASHWORTH	Caterham Superlight R300-S	14	25:54.775	50.997	1.959	78.87	1:39.319	11
25	66*	Paul THACKER	Caterham Superlight R300-S	14	26:05.523	1:01.745	10.748	78.33	1:38.074	11
26	22	Paul BROWES	Caterham Superlight R300-S	14	26:31.903	1:28.125	26.380	77.03	1:40.756	8
27	14	Luke BROWES	Caterham Superlight R300-S	14	26:37.366	1:33.588	5.463	76.77	1:40.304	10
28	59	Ron JOHNSON	Caterham Superlight R300-S	13	25:55.618	1 Lap	1 Lap	73.20	1:44.838	7

FASTEST LAP

35	Jack SALES	Caterham Superlight R300-S	3	1:36.355	90.91 mph	146.30 kph
----	------------	----------------------------	---	----------	-----------	------------

Cars 3, 64, 81 and 88 Did not take the restart

Car 66 - 5 second penalty, track limits

Car 64 - C1.1.6, Q15.1.2, Excluded from the results + £250 fine for avoidable contact with car 88.

Car 88 - C1.1.6, Q15.1.2, Excluded from the results + £250 fine for avoidable contact with car 3.

Brands Hatch GP

Circuit Length = 2.4332 miles

Start: 15:51 Flag 16:16 End: 16:18

Weather / Track : Bright / Dry

These results are provisional until the conclusion of any judicial and technical matters.

Clerk Of Course :	Timekeeper :
-------------------	--------------

Results can be found at www.tsl-timing.com

Printed - 17:39 Sunday, 17 April 2016



BookaTrack.com Caterham Superlight R300 Championship

RACE 10 - SECTOR ANALYSIS

SECTOR 1 = FL to I1, SECTOR 2 = I1 to I2, SECTOR 3 = I2 to FL, DIFF = Difference To Personal Best Lap

P1 19		Aaron HEAD		Caterham Superlight R300-S			
IDEAL LAP TIME :		BEST LAP TIME : 1:36.658		DIFFERENCE :			
LAP	SECTOR 1	SECTOR 2	SECTOR 3	LAP TIME	MPH	DIFF	TIME OF DAY
1 -			117.3	4:00.523	36.41	2:23.865	15:55:34.768
2 -	31.220	100.4	117.9	1:37.347	89.98	0.689	15:57:12.115
3 -	30.309	100.7	117.9	1:36.806	90.48	0.148	15:58:48.921
4 -	30.414	100.9	121.7	1:38.133	89.26	1.475	16:00:27.054
5 -	30.381	102.9	117.3	1:36.781 (3)	90.51	0.123	16:02:03.835
6 -	30.392	100.9	117.1	1:36.732 (2)	90.55	0.074	16:03:40.567
7 -	30.259	100.7	117.1	1:36.658 (1)	90.62		16:05:17.225
8 -	30.526	100.3	117.3	1:36.947	90.35	0.289	16:06:54.172
9 -	30.603	100.9	118.1	1:37.051	90.26	0.393	16:08:31.223
10 -	30.985	100.7	117.9	1:37.633	89.72	0.975	16:10:08.856
11 -	30.565	100.9	117.9	1:37.198	90.12	0.540	16:11:46.054
12 -	30.717	101.2	118.9	1:37.465	89.87	0.807	16:13:23.519
13 -	30.810	100.6	116.7	1:37.426	89.91	0.768	16:15:00.945
14 -	30.596	100.3	118.1	1:37.078	90.23	0.420	16:16:38.023

P2 78		Danny WINSTANLEY		Caterham Superlight R300-S			
IDEAL LAP TIME :		BEST LAP TIME : 1:36.597		DIFFERENCE :			
LAP	SECTOR 1	SECTOR 2	SECTOR 3	LAP TIME	MPH	DIFF	TIME OF DAY
1 -			124.9	4:02.271	36.15	2:25.674	15:55:36.516
2 -	30.899	100.3	124.0	1:37.228	90.09	0.631	15:57:13.744
3 -	30.772	100.6	124.5	1:36.704 (2)	90.58	0.107	15:58:50.448
4 -	30.818	101.2	120.4	1:37.194	90.12	0.597	16:00:27.642
5 -	30.473	100.9	121.7	1:36.821	90.47	0.224	16:02:04.463
6 -	30.494	102.2	122.6	1:36.754	90.53	0.157	16:03:41.217
7 -	30.514	101.9	118.1	1:37.005	90.30	0.408	16:05:18.222
8 -	30.532	101.0	120.0	1:36.725 (3)	90.56	0.128	16:06:54.947
9 -	30.413	100.7	122.9	1:36.597 (1)	90.68		16:08:31.544
10 -	30.987	98.9	123.5	1:37.783	89.58	1.186	16:10:09.327
11 -	30.586	101.2	120.6	1:37.108	90.20	0.511	16:11:46.435
12 -	30.924	100.7	122.4	1:37.305	90.02	0.708	16:13:23.740
13 -	30.928	100.0	120.0	1:37.546	89.80	0.949	16:15:01.286
14 -	30.715	100.7	119.8	1:37.013	90.29	0.416	16:16:38.299

P3 32		Lee WIGGINS		Caterham Superlight R300-S			
IDEAL LAP TIME :		BEST LAP TIME : 1:36.456		DIFFERENCE :			
LAP	SECTOR 1	SECTOR 2	SECTOR 3	LAP TIME	MPH	DIFF	TIME OF DAY
1 -			122.9	4:00.628	36.40	2:24.172	15:55:34.873
2 -	31.274	98.8	120.0	1:37.652	89.70	1.196	15:57:12.525
3 -	30.422	101.6	121.7	1:36.456 (1)	90.81		15:58:48.981
4 -	30.698	101.9	116.3	1:37.465	89.87	1.009	16:00:26.446
5 -	30.833	97.1	123.8	1:37.587	89.76	1.131	16:02:04.033
6 -	30.573	101.5	119.8	1:37.042	90.26	0.586	16:03:41.075
7 -	30.350	101.3	119.6	1:36.623 (3)	90.66	0.167	16:05:17.698
8 -	30.385	101.8	116.3	1:36.606 (2)	90.67	0.150	16:06:54.304
9 -	30.766	101.8	121.3	1:37.025	90.28	0.569	16:08:31.329
10 -	31.181	99.5	120.6	1:37.863	89.51	1.407	16:10:09.192
11 -	30.439	100.9	120.6	1:36.965	90.34	0.509	16:11:46.157
12 -	30.778	100.9	118.5	1:37.571	89.77	1.115	16:13:23.728
13 -	31.050	100.0	121.5	1:37.658	89.69	1.202	16:15:01.386
14 -	31.102	101.5	119.8	1:37.403	89.93	0.947	16:16:38.789

P4 35		Jack SALES		Caterham Superlight R300-S			
IDEAL LAP TIME :		BEST LAP TIME : 1:36.355		DIFFERENCE :			
LAP	SECTOR 1	SECTOR 2	SECTOR 3	LAP TIME	MPH	DIFF	TIME OF DAY
1 -			119.8	4:01.830	36.22	2:25.475	15:55:36.075
2 -	30.854	101.3	123.3	1:37.407	89.93	1.052	15:57:13.482
3 -	30.433	101.5	121.1	1:36.355 (1)	90.91		15:58:49.837

Weather / Track : Bright / Dry

Brands Hatch GP

Circuit Length = 2.4332 miles

Start: 15:51 Flag 16:16 End: 16:18

BookaTrack.com Caterham Superlight R300 Championship

RACE 10 - SECTOR ANALYSIS

SECTOR 1 = FL to I1, SECTOR 2 = I1 to I2, SECTOR 3 = I2 to FL, DIFF = Difference To Personal Best Lap

4 -	30.503	102.2	122.2	1:36.701	(3)	90.58	0.346	16:00:26.538
5 -	30.592	100.1	118.7	1:37.417		89.92	1.062	16:02:03.955
6 -	31.221	102.1	122.4	1:37.589		89.76	1.234	16:03:41.544
7 -	30.523	101.3	121.5	1:36.863		90.43	0.508	16:05:18.407
8 -	30.655	102.1	120.4	1:37.013		90.29	0.658	16:06:55.420
9 -	30.498	101.6	121.1	1:36.674	(2)	90.61	0.319	16:08:32.094
10 -	30.596	97.3	122.2	1:37.533		89.81	1.178	16:10:09.627
11 -	30.572	98.9	120.6	1:37.152		90.16	0.797	16:11:46.779
12 -	30.802	100.9	119.6	1:37.647		89.70	1.292	16:13:24.426
13 -	30.605	99.7	120.6	1:37.481		89.86	1.126	16:15:01.907
14 -	30.776	100.0	121.1	1:37.232		90.09	0.877	16:16:39.139

P5 27		William SMITH		Caterham Superlight R300-S				
IDEAL LAP TIME :		BEST LAP TIME : 1:37.199		DIFFERENCE :				
LAP	SECTOR 1	SECTOR 2	SECTOR 3	LAP TIME	MPH	DIFF	TIME OF DAY	
1 -			121.3	4:02.115	36.18	2:24.916	15:55:36.360	
2 -	30.841	100.6	122.4	1:37.199 (1)	90.12		15:57:13.559	
3 -	31.268	101.5	121.1	1:37.523	89.82	0.324	15:58:51.082	
4 -	30.454	101.8	123.5	1:37.228 (2)	90.09	0.029	16:00:28.310	
5 -	30.644	100.9	118.9	1:37.547	89.80	0.348	16:02:05.857	
6 -	30.680	100.7	119.1	1:37.573	89.77	0.374	16:03:43.430	
7 -	31.023	101.0	119.4	1:37.491 (3)	89.85	0.292	16:05:20.921	
8 -	30.986	101.6	119.4	1:37.879	89.49	0.680	16:06:58.800	
9 -	30.748	101.0	116.1	1:38.626	88.81	1.427	16:08:37.426	
10 -	30.883	98.8	115.7	1:38.562	88.87	1.363	16:10:15.988	
11 -	30.935	99.4	116.5	1:38.225	89.18	1.026	16:11:54.213	
12 -	30.824	99.5	117.7	1:37.999	89.38	0.800	16:13:32.212	
13 -	30.820	99.4	116.7	1:38.117	89.27	0.918	16:15:10.329	
14 -	30.887	99.5	116.5	1:38.259	89.15	1.060	16:16:48.588	

P6 85		Clive RICHARDS		Caterham Superlight R300-S				
IDEAL LAP TIME :		BEST LAP TIME : 1:36.739		DIFFERENCE :				
LAP	SECTOR 1	SECTOR 2	SECTOR 3	LAP TIME	MPH	DIFF	TIME OF DAY	
1 -		101.6	120.9	4:09.039	35.17	2:32.300	15:55:43.284	
2 -	30.805	102.4	122.2	1:37.007	90.30	0.268	15:57:20.291	
3 -	30.516	102.2	122.4	1:36.739 (1)	90.55		15:58:57.030	
4 -	30.988	101.3	120.4	1:37.418	89.92	0.679	16:00:34.448	
5 -	30.472	102.6	119.8	1:37.350	89.98	0.611	16:02:11.798	
6 -	30.589	101.2	117.7	1:37.977	89.40	1.238	16:03:49.775	
7 -	30.635	101.9	118.7	1:37.601	89.75	0.862	16:05:27.376	
8 -	30.624	101.2	117.5	1:37.178	90.14	0.439	16:07:04.554	
9 -	30.610	101.2	118.9	1:37.228	90.09	0.489	16:08:41.782	
10 -	30.528	101.5	120.4	1:36.959 (3)	90.34	0.220	16:10:18.741	
11 -	30.577	101.8	121.1	1:36.865 (2)	90.43	0.126	16:11:55.606	
12 -	30.471	103.0	123.8	1:37.013	90.29	0.274	16:13:32.619	
13 -	31.141	99.2	120.6	1:38.981	88.50	2.242	16:15:11.600	
14 -	30.618	101.8	121.1	1:37.019	90.28	0.280	16:16:48.619	

P7 46		Jonathan MORTIMER		Caterham Superlight R300-S				
IDEAL LAP TIME :		BEST LAP TIME : 1:36.919		DIFFERENCE :				
LAP	SECTOR 1	SECTOR 2	SECTOR 3	LAP TIME	MPH	DIFF	TIME OF DAY	
1 -			123.1	4:01.818	36.22	2:24.899	15:55:36.063	
2 -	30.627	100.0	119.1	1:37.361 (2)	89.97	0.442	15:57:13.424	
3 -	30.726	100.6	120.6	1:36.919 (1)	90.38		15:58:50.343	
4 -	30.695	101.0	117.7	1:37.921	89.45	1.002	16:00:28.264	
5 -	30.489	99.7	118.3	1:37.430 (3)	89.90	0.511	16:02:05.694	
6 -	30.661	101.2	117.5	1:37.695	89.66	0.776	16:03:43.389	
7 -	30.771	100.6	117.3	1:37.499	89.84	0.580	16:05:20.888	
8 -	30.860	100.6	116.9	1:37.718	89.64	0.799	16:06:58.606	
9 -	30.684	100.6	120.6	1:38.957	88.52	2.038	16:08:37.563	
10 -	31.012	100.0	119.8	1:38.830	88.63	1.911	16:10:16.393	
11 -	30.907	100.3	119.4	1:37.934	89.44	1.015	16:11:54.327	

Weather / Track : Bright / Dry

Brands Hatch GP

Circuit Length = 2.4332 miles

Start: 15:51 Flag 16:16 End: 16:18

BookaTrack.com Caterham Superlight R300 Championship

RACE 10 - SECTOR ANALYSIS

SECTOR 1 = FL to I1, SECTOR 2 = I1 to I2, SECTOR 3 = I2 to FL, DIFF = Difference To Personal Best Lap

12 -	31.032	101.2	120.9	1:37.961	89.42	1.042	16:13:32.288
13 -	31.379	99.4	121.5	1:39.412	88.11	2.493	16:15:11.700
14 -	31.065	100.3	118.1	1:38.066	89.32	1.147	16:16:49.766

P8		8		Stephen NUTTALL		Caterham Superlight R300-S	
IDEAL LAP TIME :		BEST LAP TIME : 1:37.216		DIFFERENCE :			
LAP	SECTOR 1	SECTOR 2	SECTOR 3	LAP TIME	MPH	DIFF	TIME OF DAY
1 -			122.6	4:02.825	36.07	2:25.609	15:55:37.070
2 -	30.586	101.3	120.0	1:37.522	89.82	0.306	15:57:14.592
3 -	30.764	101.8	119.8	1:37.376 (3)	89.95	0.160	15:58:51.968
4 -	30.506	101.2	119.4	1:37.323 (2)	90.00	0.107	16:00:29.291
5 -	30.483	100.7	119.6	1:37.541	89.80	0.325	16:02:06.832
6 -	30.354	101.5	120.4	1:37.216 (1)	90.10		16:03:44.048
7 -	30.711	101.9	119.8	1:37.557	89.79	0.341	16:05:21.605
8 -	30.555	102.2	119.4	1:37.744	89.62	0.528	16:06:59.349
9 -	30.570	100.7	120.4	1:38.344	89.07	1.128	16:08:37.693
10 -	31.125	97.9	120.6	1:38.711	88.74	1.495	16:10:16.404
11 -	31.099	101.2	119.1	1:38.518	88.91	1.302	16:11:54.922
12 -	30.742	101.8	121.7	1:37.639	89.71	0.423	16:13:32.561
13 -	31.362	96.2	120.6	1:39.596	87.95	2.380	16:15:12.157
14 -	30.839	99.8	120.6	1:38.069	89.32	0.853	16:16:50.226

P9		16		Philip GLADMAN		Caterham Superlight R300-S	
IDEAL LAP TIME :		BEST LAP TIME : 1:36.985		DIFFERENCE :			
LAP	SECTOR 1	SECTOR 2	SECTOR 3	LAP TIME	MPH	DIFF	TIME OF DAY
1 -			122.9	4:04.816	35.78	2:27.831	15:55:39.061
2 -	30.871	101.2	118.5	1:38.379	89.04	1.394	15:57:17.440
3 -	30.925	97.5	117.9	1:38.205	89.19	1.220	15:58:55.645
4 -	30.734	100.0	117.1	1:37.975	89.40	0.990	16:00:33.620
5 -	30.771	99.5	116.5	1:38.200	89.20	1.215	16:02:11.820
6 -	30.883	101.0	120.6	1:38.305	89.10	1.320	16:03:50.125
7 -	30.628	101.5	122.4	1:37.445	89.89	0.460	16:05:27.570
8 -	30.734	100.6	120.0	1:37.396	89.94	0.411	16:07:04.966
9 -	30.543	101.9	120.2	1:37.350	89.98	0.365	16:08:42.316
10 -	30.618	100.7	120.2	1:37.040 (2)	90.27	0.055	16:10:19.356
11 -	30.673	101.3	119.1	1:37.067 (3)	90.24	0.082	16:11:56.423
12 -	30.255	101.2	119.6	1:36.985 (1)	90.32		16:13:33.408
13 -	30.756	101.3	123.5	1:38.788	88.67	1.803	16:15:12.196
14 -	31.016	101.5	124.5	1:38.128	89.26	1.143	16:16:50.324

P10		25		Danny KILLEEN		Caterham Superlight R300-S	
IDEAL LAP TIME :		BEST LAP TIME : 1:37.817		DIFFERENCE :			
LAP	SECTOR 1	SECTOR 2	SECTOR 3	LAP TIME	MPH	DIFF	TIME OF DAY
1 -			122.4	4:04.740	35.79	2:26.923	15:55:38.985
2 -	31.344	100.4	120.0	1:38.966	88.51	1.149	15:57:17.951
3 -	31.586	100.9	119.4	1:38.662	88.78	0.845	15:58:56.613
4 -	31.434	99.2	120.9	1:38.820	88.64	1.003	16:00:35.433
5 -	30.754	100.7	117.9	1:37.992	89.39	0.175	16:02:13.425
6 -	31.076	99.7	118.1	1:38.121	89.27	0.304	16:03:51.546
7 -	31.149	99.7	118.1	1:37.964 (2)	89.41	0.147	16:05:29.510
8 -	30.850	99.8	117.1	1:37.817 (1)	89.55		16:07:07.327
9 -	30.807	100.1	117.9	1:38.178	89.22	0.361	16:08:45.505
10 -	30.705	99.4	117.1	1:38.198	89.20	0.381	16:10:23.703
11 -	30.834	100.1	117.1	1:38.562	88.87	0.745	16:12:02.265
12 -	30.849	99.1	117.9	1:38.325	89.09	0.508	16:13:40.590
13 -	30.847	100.1	117.3	1:37.977 (3)	89.40	0.160	16:15:18.567
14 -	30.886	99.4	117.3	1:38.378	89.04	0.561	16:16:56.945

Weather / Track : Bright / Dry

Brands Hatch GP

Circuit Length = 2.4332 miles

Start: 15:51 Flag 16:16 End: 16:18

BookaTrack.com Caterham Superlight R300 Championship

RACE 10 - SECTOR ANALYSIS

SECTOR 1 = FL to I1, SECTOR 2 = I1 to I2, SECTOR 3 = I2 to FL, DIFF = Difference To Personal Best Lap

P11 9		Matt DYER		Caterham Superlight R300-S			
IDEAL LAP TIME :		BEST LAP TIME : 1:37.950		DIFFERENCE :			
LAP	SECTOR 1	SECTOR 2	SECTOR 3	LAP TIME	MPH	DIFF	TIME OF DAY
1 -			119.6	4:04.433	35.83	2:26.483	15:55:38.678
2 -	30.968	97.5	124.9	1:39.401	88.12	1.451	15:57:18.079
3 -	31.083	99.1	119.1	1:38.463	88.96	0.513	15:58:56.542
4 -	30.971	98.3	120.0	1:38.593	88.84	0.643	16:00:35.135
5 -	30.765	99.5	119.4	1:38.317 (3)	89.09	0.367	16:02:13.452
6 -	31.385	97.2	120.2	1:38.668	88.78	0.718	16:03:52.120
7 -	30.907	93.3	117.7	1:38.244 (2)	89.16	0.294	16:05:30.364
8 -	30.800	100.0	117.7	1:37.950 (1)	89.43		16:07:08.314
9 -	30.985	100.0	117.3	1:38.678	88.77	0.728	16:08:46.992
10 -	31.166	99.1	117.5	1:38.759	88.69	0.809	16:10:25.751
11 -	31.200	99.7	116.5	1:39.843	87.73	1.893	16:12:05.594
12 -	31.290	96.8	116.9	1:39.355	88.16	1.405	16:13:44.949
13 -	30.986	98.8	116.5	1:38.959	88.51	1.009	16:15:23.908
14 -	31.437	97.3	116.5	1:40.196	87.42	2.246	16:17:04.104

P12 69		Stephen COLLINS		Caterham Superlight R300-S			
IDEAL LAP TIME :		BEST LAP TIME : 1:38.420		DIFFERENCE :			
LAP	SECTOR 1	SECTOR 2	SECTOR 3	LAP TIME	MPH	DIFF	TIME OF DAY
1 -		101.8	121.3	4:05.225	35.72	2:26.805	15:55:39.470
2 -	31.105	99.7	122.4	1:38.845	88.62	0.425	15:57:18.315
3 -	31.402	98.8	121.5	1:38.828	88.63	0.408	15:58:57.143
4 -	31.369	101.3	118.5	1:39.601	87.94	1.181	16:00:36.744
5 -	31.312	99.5	117.7	1:39.121	88.37	0.701	16:02:15.865
6 -	31.117	100.4	118.3	1:38.632 (2)	88.81	0.212	16:03:54.497
7 -	31.109	100.1	117.9	1:39.024	88.46	0.604	16:05:33.521
8 -	31.047	100.0	116.5	1:38.420 (1)	89.00		16:07:11.941
9 -	31.113	99.5	116.7	1:38.836	88.63	0.416	16:08:50.777
10 -	31.091	100.0	116.1	1:38.947	88.53	0.527	16:10:29.724
11 -	31.189	100.1	120.4	1:38.699 (3)	88.75	0.279	16:12:08.423
12 -	31.235	100.3	117.5	1:38.800	88.66	0.380	16:13:47.223
13 -	31.211	100.0	117.5	1:38.911	88.56	0.491	16:15:26.134
14 -	31.195	100.0	117.3	1:39.878	87.70	1.458	16:17:06.012

P13 11		Trevor FOWELL		Caterham Superlight R300-S			
IDEAL LAP TIME :		BEST LAP TIME : 1:38.274		DIFFERENCE :			
LAP	SECTOR 1	SECTOR 2	SECTOR 3	LAP TIME	MPH	DIFF	TIME OF DAY
1 -		100.0	119.4	4:07.070	35.45	2:28.796	15:55:41.315
2 -	31.281	98.8	119.4	1:39.009	88.47	0.735	15:57:20.324
3 -	31.034	100.3	119.6	1:38.796	88.66	0.522	15:58:59.120
4 -	31.073	100.0	119.6	1:38.819	88.64	0.545	16:00:37.939
5 -	31.079	100.1	121.5	1:38.274 (1)	89.13		16:02:16.213
6 -	31.043	101.5	119.8	1:38.989	88.49	0.715	16:03:55.202
7 -	30.926	101.3	120.6	1:38.503 (3)	88.92	0.229	16:05:33.705
8 -	31.295	101.8	119.6	1:39.104	88.39	0.830	16:07:12.809
9 -	31.095	100.4	120.2	1:38.410 (2)	89.01	0.136	16:08:51.219
10 -	31.252	100.9	120.0	1:38.959	88.51	0.685	16:10:30.178
11 -	31.336	100.4	122.6	1:38.557	88.88	0.283	16:12:08.735
12 -	31.921	100.0	118.5	1:39.562	87.98	1.288	16:13:48.297
13 -	31.243	99.7	119.8	1:38.595	88.84	0.321	16:15:26.892
14 -	30.998	100.6	122.0	1:39.301	88.21	1.027	16:17:06.193

P14 82		Stewart CALDER		Caterham Superlight R300-S			
IDEAL LAP TIME :		BEST LAP TIME : 1:38.090		DIFFERENCE :			
LAP	SECTOR 1	SECTOR 2	SECTOR 3	LAP TIME	MPH	DIFF	TIME OF DAY
1 -		100.3	120.0	4:08.275	35.28	2:30.185	15:55:42.520
2 -	31.468	99.7	120.6	1:38.818	88.64	0.728	15:57:21.338
3 -	31.062	98.9	122.2	1:38.090 (1)	89.30		15:58:59.428

Weather / Track : Bright / Dry

Brands Hatch GP
Circuit Length = 2.4332 miles
Start: 15:51 Flag 16:16 End: 16:18

BookaTrack.com Caterham Superlight R300 Championship

RACE 10 - SECTOR ANALYSIS

SECTOR 1 = FL to I1, SECTOR 2 = I1 to I2, SECTOR 3 = I2 to FL, DIFF = Difference To Personal Best Lap

4 -	31.410	99.4	121.3	1:38.914	88.56	0.824	16:00:38.342
5 -	31.042	100.4	122.6	1:38.191 (2)	89.21	0.101	16:02:16.533
6 -	31.140	100.7	121.7	1:38.792	88.66	0.702	16:03:55.325
7 -	31.290	101.0	118.9	1:38.805	88.65	0.715	16:05:34.130
8 -	31.199	101.8	121.5	1:38.822	88.64	0.732	16:07:12.952
9 -	31.484	100.3	120.2	1:38.959	88.51	0.869	16:08:51.911
10 -	31.199	99.2	119.4	1:38.358 (3)	89.06	0.268	16:10:30.269
11 -	31.658	100.9	122.0	1:38.980	88.50	0.890	16:12:09.249
12 -	31.799	100.9	121.7	1:39.208	88.29	1.118	16:13:48.457
13 -	31.463	101.0	118.3	1:39.865	87.71	1.775	16:15:28.322
14 -	31.407	96.6	118.5	1:39.262	88.24	1.172	16:17:07.584

P15 44		John WHITEHOUSE		Caterham Superlight R300-S			
IDEAL LAP TIME :		BEST LAP TIME : 1:38.859		DIFFERENCE :			
LAP	SECTOR 1	SECTOR 2	SECTOR 3	LAP TIME	MPH	DIFF	TIME OF DAY

1 -		99.1	121.1	4:09.841	35.06	2:30.982	15:55:44.086
2 -	31.101	99.2	121.1	1:38.965 (3)	88.51	0.106	15:57:23.051
3 -	31.187	100.7	118.7	1:38.859 (1)	88.60		15:59:01.910
4 -	31.207	100.6	120.0	1:40.529	87.13	1.670	16:00:42.439
5 -	31.200	99.4	117.3	1:39.038	88.44	0.179	16:02:21.477
6 -	30.860	98.2	117.3	1:39.007	88.47	0.148	16:04:00.484
7 -	30.908	100.7	116.9	1:38.896 (2)	88.57	0.037	16:05:39.380
8 -	31.042	98.9	116.1	1:39.074	88.41	0.215	16:07:18.454
9 -	30.921	100.0	117.1	1:39.279	88.23	0.420	16:08:57.733
10 -	31.177	99.5	116.1	1:39.492	88.04	0.633	16:10:37.225
11 -	31.268	97.5	122.2	1:40.605	87.07	1.746	16:12:17.830
12 -	31.083	100.6	120.9	1:39.122	88.37	0.263	16:13:56.952
13 -	31.269	99.5	116.1	1:39.787	87.78	0.928	16:15:36.739
14 -	31.289	98.6	115.7	1:39.920	87.66	1.061	16:17:16.659

P16 50		David BRIAULT		Caterham Superlight R300-S			
IDEAL LAP TIME :		BEST LAP TIME : 1:38.684		DIFFERENCE :			
LAP	SECTOR 1	SECTOR 2	SECTOR 3	LAP TIME	MPH	DIFF	TIME OF DAY

1 -		99.8	118.1	4:11.716	34.80	2:33.032	15:55:45.961
2 -	31.104	99.8	122.0	1:38.684 (1)	88.76		15:57:24.645
3 -	31.100	98.5	119.1	1:39.069 (3)	88.42	0.385	15:59:03.714
4 -	31.036	96.9	121.3	1:39.332	88.18	0.648	16:00:43.046
5 -	31.325	95.3	123.1	1:39.522	88.01	0.838	16:02:22.568
6 -	31.156	98.9	120.2	1:39.169	88.33	0.485	16:04:01.737
7 -	31.185	97.5	121.5	1:39.128	88.36	0.444	16:05:40.865
8 -	31.092	101.0	117.7	1:38.729 (2)	88.72	0.045	16:07:19.594
9 -	31.717	99.4	122.4	1:39.343	88.17	0.659	16:08:58.937
10 -	31.249	100.3	118.1	1:39.170	88.33	0.486	16:10:38.107
11 -	31.179	98.3	118.5	1:39.439	88.09	0.755	16:12:17.546
12 -	31.006	96.5	116.9	1:39.210	88.29	0.526	16:13:56.756
13 -	31.930	98.5	120.2	1:40.264	87.36	1.580	16:15:37.020
14 -	31.524	99.7	118.3	1:39.720	87.84	1.036	16:17:16.740

P17 55		Steve RUSTON		Caterham Superlight R300-S			
IDEAL LAP TIME :		BEST LAP TIME : 1:38.437		DIFFERENCE :			
LAP	SECTOR 1	SECTOR 2	SECTOR 3	LAP TIME	MPH	DIFF	TIME OF DAY

1 -		96.9	120.2	4:10.597	34.95	2:32.160	15:55:44.842
2 -	31.352	98.3	119.6	1:39.325	88.19	0.888	15:57:24.167
3 -	30.899	97.3	119.1	1:38.567 (2)	88.87	0.130	15:59:02.734
4 -	31.083	96.5	118.9	1:39.785	87.78	1.348	16:00:42.519
5 -	31.719	96.1	121.5	1:39.847	87.73	1.410	16:02:22.366
6 -	31.124	98.6	120.9	1:38.687 (3)	88.76	0.250	16:04:01.053
7 -	31.688	98.6	115.9	1:39.672	87.88	1.235	16:05:40.725
8 -	31.023	98.8	121.7	1:38.969	88.51	0.532	16:07:19.694
9 -	31.358	98.5	117.3	1:39.050	88.43	0.613	16:08:58.744
10 -	31.115	99.4	117.7	1:38.437 (1)	88.98		16:10:37.181
11 -	31.044	98.1	115.9	1:39.206	88.29	0.769	16:12:16.387

Brands Hatch GP

Circuit Length = 2.4332 miles

Start: 15:51 Flag 16:16 End: 16:18

Weather / Track : Bright / Dry

BookaTrack.com Caterham Superlight R300 Championship

RACE 10 - SECTOR ANALYSIS

SECTOR 1 = FL to I1, SECTOR 2 = I1 to I2, SECTOR 3 = I2 to FL, DIFF = Difference To Personal Best Lap

12 -	31.046	98.6	121.7	1:40.792	86.91	2.355	16:13:57.179
13 -	31.977	99.2	122.4	1:39.933	87.65	1.496	16:15:37.112
14 -	32.193	98.6	120.0	1:39.891	87.69	1.454	16:17:17.003

P18		4		Jeremy ELLIS		Caterham Superlight R300-S	
IDEAL LAP TIME :		BEST LAP TIME : 1:37.845		DIFFERENCE :			
LAP	SECTOR 1	SECTOR 2	SECTOR 3	LAP TIME	MPH	DIFF	TIME OF DAY
1 -		96.6	122.4	4:20.808	33.58	2:42.963	15:55:55.053
2 -	31.306	99.7	118.9	1:39.615	87.93	1.770	15:57:34.668
3 -	32.179	97.3	117.9	1:40.209	87.41	2.364	15:59:14.877
4 -	30.858	99.8	118.9	1:38.137 (3)	89.26	0.292	16:00:53.014
5 -	30.876	100.3	122.6	1:37.905 (2)	89.47	0.060	16:02:30.919
6 -	31.714	99.5	117.7	1:39.124	88.37	1.279	16:04:10.043
7 -	30.853	99.4	118.7	1:38.158	89.24	0.313	16:05:48.201
8 -	30.783	100.1	122.6	1:38.547	88.88	0.702	16:07:26.748
9 -	31.379	98.6	118.5	1:38.768	88.69	0.923	16:09:05.516
10 -	30.930	100.3	118.7	1:38.292	89.12	0.447	16:10:43.808
11 -	30.884	100.7	120.9	1:37.845 (1)	89.52		16:12:21.653
12 -	30.937	99.2	121.1	1:38.167	89.23	0.322	16:13:59.820
13 -	30.902	100.0	122.0	1:38.584	88.85	0.739	16:15:38.404
14 -	31.335	97.2	121.5	1:38.821	88.64	0.976	16:17:17.225

P19		18		Oscar ROVELLI		Caterham Superlight R300-S	
IDEAL LAP TIME :		BEST LAP TIME : 1:38.752		DIFFERENCE :			
LAP	SECTOR 1	SECTOR 2	SECTOR 3	LAP TIME	MPH	DIFF	TIME OF DAY
1 -		96.4	121.7	4:12.832	34.64	2:34.080	15:55:47.077
2 -	31.590	97.9	120.9	1:39.542	88.00	0.790	15:57:26.619
3 -	31.100	98.1	119.8	1:39.482	88.05	0.730	15:59:06.101
4 -	31.010	98.1	120.4	1:38.752 (1)	88.70		16:00:44.853
5 -	31.385	98.5	120.4	1:39.509	88.03	0.757	16:02:24.362
6 -	31.102	100.7	117.7	1:38.832 (2)	88.63	0.080	16:04:03.194
7 -	31.525	96.9	119.8	1:39.523	88.01	0.771	16:05:42.717
8 -	31.064	99.2	116.9	1:39.068	88.42	0.316	16:07:21.785
9 -	31.195	98.5	117.3	1:39.313	88.20	0.561	16:09:01.098
10 -	31.192	98.9	117.5	1:39.085	88.40	0.333	16:10:40.183
11 -	31.218	98.8	119.4	1:38.863 (3)	88.60	0.111	16:12:19.046
12 -	31.227	98.1	120.6	1:38.973	88.50	0.221	16:13:58.019
13 -	31.544	99.2	122.0	1:39.315	88.20	0.563	16:15:37.334
14 -	32.187	97.5	119.8	1:40.491	87.17	1.739	16:17:17.825

P20		2		John REID		Caterham Superlight R300-S	
IDEAL LAP TIME :		BEST LAP TIME : 1:38.289		DIFFERENCE :			
LAP	SECTOR 1	SECTOR 2	SECTOR 3	LAP TIME	MPH	DIFF	TIME OF DAY
1 -		99.2	114.7	4:12.315	34.71	2:34.026	15:55:46.560
2 -	31.512	100.9	118.9	1:39.621	87.93	1.332	15:57:26.181
3 -	31.075	99.5	119.1	1:39.266	88.24	0.977	15:59:05.447
4 -	30.986	100.0	119.1	1:39.028	88.45	0.739	16:00:44.475
5 -	31.149	99.7	119.1	1:39.614	87.93	1.325	16:02:24.089
6 -	30.946	99.7	119.6	1:38.823 (2)	88.64	0.534	16:04:02.912
7 -	30.692	101.5	119.1	1:39.148	88.35	0.859	16:05:42.060
8 -	31.100	100.3	117.7	1:40.301	87.33	2.012	16:07:22.361
9 -	31.312	98.1	121.7	1:40.184	87.43	1.895	16:09:02.545
10 -	30.974	100.1	122.9	1:39.144	88.35	0.855	16:10:41.689
11 -	31.319	100.1	120.2	1:38.945 (3)	88.53	0.656	16:12:20.634
12 -	30.905	98.3	121.3	1:38.289 (1)	89.12		16:13:58.923
13 -	31.143	98.9	123.3	1:39.008	88.47	0.719	16:15:37.931
14 -	32.162	100.0	119.6	1:40.956	86.76	2.667	16:17:18.887

Weather / Track : Bright / Dry

Brands Hatch GP

Circuit Length = 2.4332 miles

Start: 15:51 Flag 16:16 End: 16:18

BookaTrack.com Caterham Superlight R300 Championship

RACE 10 - SECTOR ANALYSIS

SECTOR 1 = FL to I1, SECTOR 2 = I1 to I2, SECTOR 3 = I2 to FL, DIFF = Difference To Personal Best Lap

P21 77		Christopher WRIGHT		Caterham Superlight R300-S			
IDEAL LAP TIME :		BEST LAP TIME : 1:38.153		DIFFERENCE :			
LAP	SECTOR 1	SECTOR 2	SECTOR 3	LAP TIME	MPH	DIFF	TIME OF DAY
1 -		99.8	120.9	4:09.158	35.15	2:31.005	15:55:43.403
2 -	31.392	97.9	118.1	1:39.443	88.08	1.290	15:57:22.846
3 -	31.879	98.1	123.8	1:39.135	88.36	0.982	15:59:01.981
4 -	31.474	101.0	116.7	1:40.426	87.22	2.273	16:00:42.407
5 -	31.519	99.2	118.7	1:39.792	87.78	1.639	16:02:22.199
6 -	30.990	99.5	118.9	1:38.819 (3)	88.64	0.666	16:04:01.018
7 -	31.354	100.0	118.9	1:42.672	85.31	4.519	16:05:43.690
8 -	31.238	99.8	120.9	1:39.032	88.45	0.879	16:07:22.722
9 -	31.114	98.2	118.3	1:39.468	88.06	1.315	16:09:02.190
10 -	30.976	100.0	117.9	1:39.304	88.21	1.151	16:10:41.494
11 -	30.899	100.1	120.6	1:38.153 (1)	89.24		16:12:19.647
12 -	30.879	101.2	120.6	1:38.777 (2)	88.68	0.624	16:13:58.424
13 -	31.295	100.7	121.1	1:39.288	88.22	1.135	16:15:37.712
14 -	33.129	96.8	121.5	1:41.237	86.52	3.084	16:17:18.949

P22 13		Stuart SIMPSON		Caterham Superlight R300-S			
IDEAL LAP TIME :		BEST LAP TIME : 1:37.492		DIFFERENCE :			
LAP	SECTOR 1	SECTOR 2	SECTOR 3	LAP TIME	MPH	DIFF	TIME OF DAY
1 -		99.2	120.4	4:19.136	33.80	2:41.644	15:55:53.381
2 -	31.083	93.0	118.1	1:41.362	86.42	3.870	15:57:34.743
3 -	32.374	89.3	122.2	1:40.484	87.17	2.992	15:59:15.227
4 -	30.865	99.8	124.2	1:37.897 (3)	89.48	0.405	16:00:53.124
5 -	31.106	100.6	122.0	1:38.305	89.10	0.813	16:02:31.429
6 -	31.571	99.4	120.6	1:39.300	88.21	1.808	16:04:10.729
7 -	30.539	101.5	123.1	1:37.701 (2)	89.65	0.209	16:05:48.430
8 -	31.015	101.3	123.1	1:38.569	88.87	1.077	16:07:26.999
9 -	31.358	87.9	121.5	1:39.253	88.25	1.761	16:09:06.252
10 -	31.221	98.2	120.2	1:38.093	89.30	0.601	16:10:44.345
11 -	30.584	99.2	124.2	1:37.492 (1)	89.85		16:12:21.837
12 -	31.110	100.9	124.2	1:38.169	89.23	0.677	16:14:00.006
13 -	31.011	101.6	124.0	1:38.590	88.85	1.098	16:15:38.596
14 -	31.746	98.8	123.8	1:40.542	87.12	3.050	16:17:19.138

P23 6		Ian SPARSHOTT		Caterham Superlight R300-S			
IDEAL LAP TIME :		BEST LAP TIME : 1:39.296		DIFFERENCE :			
LAP	SECTOR 1	SECTOR 2	SECTOR 3	LAP TIME	MPH	DIFF	TIME OF DAY
1 -		96.8	123.1	4:12.450	34.69	2:33.154	15:55:46.695
2 -	31.134	99.4	121.3	1:40.661	87.02	1.365	15:57:27.356
3 -	31.240	96.8	121.5	1:39.463 (3)	88.07	0.167	15:59:06.819
4 -	31.359	89.3	117.9	1:39.984	87.61	0.688	16:00:46.803
5 -	31.447	96.9	116.5	1:40.402	87.24	1.106	16:02:27.205
6 -	31.208	97.5	116.9	1:39.889	87.69	0.593	16:04:07.094
7 -	31.290	98.2	116.9	1:40.036	87.56	0.740	16:05:47.130
8 -	31.078	96.8	117.5	1:39.395 (2)	88.13	0.099	16:07:26.525
9 -	30.855	98.9	122.0	1:39.296 (1)	88.21		16:09:05.821
10 -	31.416	98.5	119.1	1:39.779	87.79	0.483	16:10:45.600
11 -	31.166	98.6	116.9	1:39.765	87.80	0.469	16:12:25.365
12 -	31.326	97.9	116.1	1:40.317	87.32	1.021	16:14:05.682
13 -	31.457	96.9	117.5	1:40.204	87.42	0.908	16:15:45.886
14 -	31.257	95.3	116.9	1:41.175	86.58	1.879	16:17:27.061

P24 5		James ASHWORTH		Caterham Superlight R300-S			
IDEAL LAP TIME :		BEST LAP TIME : 1:39.319		DIFFERENCE :			
LAP	SECTOR 1	SECTOR 2	SECTOR 3	LAP TIME	MPH	DIFF	TIME OF DAY
1 -		90.0	118.5	4:16.559	34.14	2:37.240	15:55:50.804
2 -	31.968	98.1	117.7	1:40.483	87.17	1.164	15:57:31.287
3 -	31.830	96.5	118.9	1:40.224	87.40	0.905	15:59:11.511

Weather / Track : Bright / Dry

Brands Hatch GP

Circuit Length = 2.4332 miles

Start: 15:51 Flag 16:16 End: 16:18

BookaTrack.com Caterham Superlight R300 Championship

RACE 10 - SECTOR ANALYSIS

SECTOR 1 = FL to I1, SECTOR 2 = I1 to I2, SECTOR 3 = I2 to FL, DIFF = Difference To Personal Best Lap

4 -	31.672	96.4	118.1	1:39.646	87.90	0.327	16:00:51.157
5 -	31.232	98.5	118.7	1:39.597	87.95	0.278	16:02:30.754
6 -	31.642	99.1	120.9	1:40.514	87.15	1.195	16:04:11.268
7 -	31.359	99.7	119.6	1:39.953	87.63	0.634	16:05:51.221
8 -	31.479	97.6	118.7	1:39.572 (3)	87.97	0.253	16:07:30.793
9 -	31.817	96.5	118.7	1:40.232	87.39	0.913	16:09:11.025
10 -	31.449	96.5	118.3	1:39.576	87.97	0.257	16:10:50.601
11 -	31.568	97.5	118.1	1:39.319 (1)	88.19		16:12:29.920
12 -	31.332	96.8	118.3	1:39.873	87.70	0.554	16:14:09.793
13 -	31.552	96.4	118.7	1:39.561 (2)	87.98	0.242	16:15:49.354
14 -	31.064	96.9	116.7	1:39.666	87.89	0.347	16:17:29.020

P25 66		Paul THACKER		Caterham Superlight R300-S			
IDEAL LAP TIME :		BEST LAP TIME : 1:38.074		DIFFERENCE :			
LAP	SECTOR 1	SECTOR 2	SECTOR 3	LAP TIME	MPH	DIFF	TIME OF DAY
1 -		90.5	117.5	4:36.560	31.67	2:58.486	15:56:10.805
2 -	31.587	99.5	115.1	1:40.041	87.56	1.967	15:57:50.846
3 -	32.033	100.7	116.9	1:40.164	87.45	2.090	15:59:31.010
4 -	31.382	99.8	117.5	1:39.015	88.46	0.941	16:01:10.025
5 -	30.961	101.3	116.7	1:38.662	88.78	0.588	16:02:48.687
6 -	30.914	101.3	118.5	1:38.309 (2)	89.10	0.235	16:04:26.996
7 -	30.740	101.8	117.5	1:38.775	88.68	0.701	16:06:05.771
8 -	30.816	99.8	116.7	1:38.389	89.03	0.315	16:07:44.160
9 -	30.861	100.3	117.1	1:38.438	88.98	0.364	16:09:22.598
10 -	30.833	101.2	117.5	1:38.322 (3)	89.09	0.248	16:11:00.920
11 -	30.864	100.7	117.5	1:38.074 (1)	89.31		16:12:38.994
12 -	30.791	100.7	117.7	1:38.712	88.74	0.638	16:14:17.706
13 -	31.035	100.0	117.7	1:38.328	89.08	0.254	16:15:56.034
14 -	30.903	100.3	118.5	1:38.734	88.72	0.660	16:17:34.768

P26 22		Paul BROWES		Caterham Superlight R300-S			
IDEAL LAP TIME :		BEST LAP TIME : 1:40.756		DIFFERENCE :			
LAP	SECTOR 1	SECTOR 2	SECTOR 3	LAP TIME	MPH	DIFF	TIME OF DAY
1 -		94.1	119.4	4:17.809	33.97	2:37.053	15:55:52.054
2 -	32.199	99.8	117.9	1:42.505	85.45	1.749	15:57:34.559
3 -	31.905	97.1	119.1	1:41.920 (3)	85.94	1.164	15:59:16.479
4 -	31.817	96.4	116.1	1:41.330 (2)	86.44	0.574	16:00:57.809
5 -	32.144	98.9	115.3	1:42.736	85.26	1.980	16:02:40.545
6 -	31.868	97.3	115.5	1:43.417	84.70	2.661	16:04:23.962
7 -	31.920	97.5	117.7	1:42.731	85.26	1.975	16:06:06.693
8 -	31.907	98.2	115.9	1:40.756 (1)	86.94		16:07:47.449
9 -	32.187	98.3	115.1	1:42.241	85.67	1.485	16:09:29.690
10 -	32.329	98.5	114.5	1:43.204	84.87	2.448	16:11:12.894
11 -	32.518	97.9	115.3	1:43.100	84.96	2.344	16:12:55.994
12 -	32.355	97.6	114.7	1:43.139	84.93	2.383	16:14:39.133
13 -	32.562	96.1	114.9	1:43.566	84.58	2.810	16:16:22.699
14 -	32.435	96.8	113.7	1:43.449	84.67	2.693	16:18:06.148

P27 14		Luke BROWES		Caterham Superlight R300-S			
IDEAL LAP TIME :		BEST LAP TIME : 1:40.304		DIFFERENCE :			
LAP	SECTOR 1	SECTOR 2	SECTOR 3	LAP TIME	MPH	DIFF	TIME OF DAY
1 -		99.7	119.8	4:20.820	33.58	2:40.516	15:55:55.065
2 -	31.799	101.6	116.1	1:55.662	75.73	15.358	15:57:50.727
3 -	32.163	96.9	118.1	1:41.267 (3)	86.50	0.963	15:59:31.994
4 -	31.418	100.6	117.1	1:40.635 (2)	87.04	0.331	16:01:12.629
5 -	31.284	100.3	115.7	1:41.284	86.48	0.980	16:02:53.913
6 -	31.572	100.3	116.3	1:44.224	84.04	3.920	16:04:38.137
7 -	32.128	98.6	115.9	1:41.433	86.36	1.129	16:06:19.570
8 -	31.970	99.1	116.1	1:41.704	86.13	1.400	16:08:01.274
9 -	31.730	98.8	115.9	1:41.387	86.40	1.083	16:09:42.661
10 -	31.373	99.7	116.5	1:40.304 (1)	87.33		16:11:22.965
11 -	31.737	99.1	116.3	1:41.496	86.30	1.192	16:13:04.461

Brands Hatch GP

Circuit Length = 2.4332 miles

Start: 15:51 Flag 16:16 End: 16:18

Weather / Track : Bright / Dry

BookaTrack.com Caterham Superlight R300 Championship

RACE 10 - SECTOR ANALYSIS

SECTOR 1 = FL to I1, SECTOR 2 = I1 to I2, SECTOR 3 = I2 to FL, DIFF = Difference To Personal Best Lap

12 -	32.253	98.1	116.3	1:42.834	85.18	2.530	16:14:47.295
13 -	32.452	96.6	116.3	1:42.442	85.51	2.138	16:16:29.737
14 -	32.122	98.5	114.5	1:41.874	85.98	1.570	16:18:11.611

P28 59		Ron JOHNSON		Caterham Superlight R300-S			
IDEAL LAP TIME :		BEST LAP TIME : 1:44.838		DIFFERENCE :			
LAP	SECTOR 1	SECTOR 2	SECTOR 3	LAP TIME	MPH	DIFF	TIME OF DAY
1 -	94.9		115.5	4:28.129	32.67	2:43.291	15:56:02.374
2 -	33.689	95.1	114.9	1:48.417	80.79	3.579	15:57:50.791
3 -	33.831	96.4	116.5	1:46.304	82.40	1.466	15:59:37.095
4 -	33.681	97.3	115.7	1:46.012 (3)	82.63	1.174	16:01:23.107
5 -	33.464	94.1	115.5	1:46.451	82.28	1.613	16:03:09.558
6 -	33.695	94.3	116.1	1:46.653	82.13	1.815	16:04:56.211
7 -	33.167	96.5	116.3	1:44.838 (1)	83.55		16:06:41.049
8 -	33.198	95.1	115.3	1:45.246 (2)	83.23	0.408	16:08:26.295
9 -	33.941	93.5	107.7	1:49.931	79.68	5.093	16:10:16.226
10 -	37.349	92.9	117.1	1:51.735	78.39	6.897	16:12:07.961
11 -	34.524	95.0	117.1	1:46.591	82.18	1.753	16:13:54.552
12 -	33.062	97.9	116.9	1:48.703	80.58	3.865	16:15:43.255
13 -	33.631	95.5	117.9	1:46.608	82.16	1.770	16:17:29.863

BookaTrack.com Caterham Superlight R300 Championship

RACE 10 - BEST SPEEDS

POS	INTERMEDIATE 1			INTERMEDIATE 2			FINISH LINE		
	NO	NAME	MPH	NO	NAME	MPH	NO	NAME	MPH
1	85	RICHARDS	103.0				9	DYER	124.9
2	19	HEAD	102.9				78	WINSTANLEY	124.9
3	8	NUTTALL	102.2				16	GLADMAN	124.5
4	35	SALES	102.2				13	SIMPSON	124.2
5	78	WINSTANLEY	102.2				32	WIGGINS	123.8
6	16	GLADMAN	101.9				77	WRIGHT	123.8
7	32	WIGGINS	101.9				85	RICHARDS	123.8
8	11	FOWELL	101.8				27	SMITH	123.5
9	27	SMITH	101.8				2	REID	123.3
10	66	THACKER	101.8				35	SALES	123.3
11	69	COLLINS	101.8				6	SPARSHOTT	123.1
12	82	CALDER	101.8				46	MORTIMER	123.1
13	13	SIMPSON	101.6				50	BRIAULT	123.1
14	14	BROWES	101.6				4	ELLIS	122.6
15	2	REID	101.5				8	NUTTALL	122.6
16	46	MORTIMER	101.2				11	FOWELL	122.6
17	77	WRIGHT	101.2				82	CALDER	122.6
18	50	BRIAULT	101.0				25	KILLEEN	122.4
19	25	KILLEEN	100.9				55	RUSTON	122.4
20	4	ELLIS	100.7				69	COLLINS	122.4
21	18	ROVELLI	100.7				44	WHITEHOUSE	122.2
22	44	WHITEHOUSE	100.7				18	ROVELLI	122.0
23	9	DYER	100.0				19	HEAD	121.7
24	22	BROWES	99.8				5	ASHWORTH	120.9
25	5	ASHWORTH	99.7				14	BROWES	119.8
26	6	SPARSHOTT	99.4				22	BROWES	119.4
27	55	RUSTON	99.4				66	THACKER	118.5
28	59	JOHNSON	97.9				59	JOHNSON	117.9

Weather / Track : Bright / Dry

Results can be found at www.tsl-timing.com

Brands Hatch GP
Circuit Length = 2.4332 miles
Start: 15:51 Flag 16:16 End: 16:18

Printed - 16:31 Sunday, 17 April 2016

BookaTrack.com Caterham Superlight R300 Championship

RACE 10 - LAP CHART

LAP 1 @ 15:55:34.768			LAP 2 @ 15:57:12.115			LAP 3 @ 15:58:48.921			LAP 4 @ 16:00:26.446			LAP 5 @ 16:02:03.835		
NO	BEHIND	LAP TIME	NO	BEHIND	LAP TIME	NO	BEHIND	LAP TIME	NO	BEHIND	LAP TIME	NO	BEHIND	LAP TIME
19		4:00.523	19		1:37.347	19		1:36.806	32		1:37.465	19		1:36.781
32	0.105	4:00.628	32	0.410	1:37.652	32	0.060	1:36.456	35	0.092	1:36.701	35	0.120	1:37.417
46	1.295	4:01.818	46	1.309	1:37.361	35	0.916	1:36.355	19	0.608	1:38.133	32	0.198	1:37.587
35	1.307	4:01.830	35	1.367	1:37.407	46	1.422	1:36.919	78	1.196	1:37.194	78	0.628	1:36.821
27	1.592	4:02.115	27	1.444	1:37.199	78	1.527	1:36.704	46	1.818	1:37.921	46	1.859	1:37.430
78	1.748	4:02.271	78	1.629	1:37.228	27	2.161	1:37.523	27	1.864	1:37.228	27	2.022	1:37.547
8	2.302	4:02.825	8	2.477	1:37.522	8	3.047	1:37.376	8	2.845	1:37.323	8	2.997	1:37.541
9	3.910	4:04.433	16	5.325	1:38.379	16	6.724	1:38.205	16	7.174	1:37.975	85	7.963	1:37.350
25	4.217	4:04.740	25	5.836	1:38.966	9	7.621	1:38.463	85	8.002	1:37.418	16	7.985	1:38.200
16	4.293	4:04.816	9	5.964	1:39.401	25	7.692	1:38.662	9	8.689	1:38.593	25	9.590	1:37.992
69	4.702	4:05.225	69	6.200	1:38.845	85	8.109	1:36.739	25	8.987	1:38.820	9	9.617	1:38.317
11	6.547	4:07.070	85	8.176	1:37.007	69	8.222	1:38.828	69	10.298	1:39.601	69	12.030	1:39.121
82	7.752	4:08.275	11	8.209	1:39.009	11	10.199	1:38.796	11	11.493	1:38.819	11	12.378	1:38.274
85	8.516	4:09.039	82	9.223	1:38.818	82	10.507	1:38.090	82	11.896	1:38.914	82	12.698	1:38.191
77	8.635	4:09.158	77	10.731	1:39.443	44	12.989	1:38.859	77	15.961	1:40.426	44	17.642	1:39.038
44	9.318	4:09.841	44	10.936	1:38.965	77	13.060	1:39.135	44	15.993	1:40.529	77	18.364	1:39.792
55	10.074	4:10.597	55	12.052	1:39.325	55	13.813	1:38.567	55	16.073	1:39.785	55	18.531	1:39.847
50	11.193	4:11.716	50	12.530	1:38.684	50	14.793	1:39.069	50	16.600	1:39.332	50	18.733	1:39.522
2	11.792	4:12.315	2	14.066	1:39.621	2	16.526	1:39.266	2	18.029	1:39.028	2	20.254	1:39.614
6	11.927	4:12.450	18	14.504	1:39.542	18	17.180	1:39.482	18	18.407	1:38.752	18	20.527	1:39.509
18	12.309	4:12.832	6	15.241	1:40.661	6	17.898	1:39.463	6	20.357	1:39.984	6	23.370	1:40.402
5	16.036	4:16.559	5	19.172	1:40.483	5	22.590	1:40.224	5	24.711	1:39.646	5	26.919	1:39.597
22	17.286	4:17.809	22	22.444	1:42.505	4	25.956	1:40.209	4	26.568	1:38.137	4	27.084	1:37.905
13	18.613	4:19.136	4	22.553	1:39.615	13	26.306	1:40.484	13	26.678	1:37.897	13	27.594	1:38.305
4	20.285	4:20.808	13	22.628	1:41.362	22	27.558	1:41.920	22	31.363	1:41.330	22	36.710	1:42.736
14	20.297	4:20.820	14	38.612	1:55.662	66	42.089	1:40.164	66	43.579	1:39.015	66	44.852	1:38.662
59	27.606	4:28.129	59	38.676	1:48.417	14	43.073	1:41.267	14	46.183	1:40.635	14	50.078	1:41.284
66	36.037	4:36.560	66	38.731	1:40.041	59	48.174	1:46.304	59	56.661	1:46.012	59	1:05.723	1:46.451

Weather / Track : Bright / Dry

Brands Hatch GP

Circuit Length = 2.4332 miles

Start: 15:51 Flag 16:16 End: 16:18

BookaTrack.com Caterham Superlight R300 Championship

RACE 10 - LAP CHART

LAP 6 @ 16:03:40.567			LAP 7 @ 16:05:17.225			LAP 8 @ 16:06:54.172			LAP 9 @ 16:08:31.223			LAP 10 @ 16:10:08.856		
NO	BEHIND	LAP TIME	NO	BEHIND	LAP TIME	NO	BEHIND	LAP TIME	NO	BEHIND	LAP TIME	NO	BEHIND	LAP TIME
19		1:36.732	19		1:36.658	19		1:36.947	19		1:37.051	19		1:37.633
32	0.508	1:37.042	32	0.473	1:36.623	32	0.132	1:36.606	32	0.106	1:37.025	32	0.336	1:37.863
78	0.650	1:36.754	78	0.997	1:37.005	78	0.775	1:36.725	78	0.321	1:36.597	78	0.471	1:37.783
35	0.977	1:37.589	35	1.182	1:36.863	35	1.248	1:37.013	35	0.871	1:36.674	35	0.771	1:37.533
46	2.822	1:37.695	46	3.663	1:37.499	46	4.434	1:37.718	27	6.203	1:38.626	27	7.132	1:38.562
27	2.863	1:37.573	27	3.696	1:37.491	27	4.628	1:37.879	46	6.340	1:38.957	59	1 Lap	1:49.931
8	3.481	1:37.216	8	4.380	1:37.557	8	5.177	1:37.744	8	6.470	1:38.344	46	7.537	1:38.830
85	9.208	1:37.977	85	10.151	1:37.601	85	10.382	1:37.178	85	10.559	1:37.228	8	7.548	1:38.711
16	9.558	1:38.305	16	10.345	1:37.445	16	10.794	1:37.396	16	11.093	1:37.350	85	9.885	1:36.959
25	10.979	1:38.121	25	12.285	1:37.964	25	13.155	1:37.817	25	14.282	1:38.178	16	10.500	1:37.040
9	11.553	1:38.668	9	13.139	1:38.244	9	14.142	1:37.950	9	15.769	1:38.678	25	14.847	1:38.198
69	13.930	1:38.632	69	16.296	1:39.024	69	17.769	1:38.420	69	19.554	1:38.836	9	16.895	1:38.759
11	14.635	1:38.989	11	16.480	1:38.503	11	18.637	1:39.104	11	19.996	1:38.410	69	20.868	1:38.947
82	14.758	1:38.792	82	16.905	1:38.805	82	18.780	1:38.822	82	20.688	1:38.959	11	21.322	1:38.959
44	19.917	1:39.007	44	22.155	1:38.896	44	24.282	1:39.074	44	26.510	1:39.279	82	21.413	1:38.358
77	20.451	1:38.819	55	23.500	1:39.672	50	25.422	1:38.729	55	27.521	1:39.050	55	28.325	1:38.437
55	20.486	1:38.687	50	23.640	1:39.128	55	25.522	1:38.969	50	27.714	1:39.343	44	28.369	1:39.492
50	21.170	1:39.169	2	24.835	1:39.148	18	27.613	1:39.068	18	29.875	1:39.313	50	29.251	1:39.170
2	22.345	1:38.823	18	25.492	1:39.523	2	28.189	1:40.301	77	30.967	1:39.468	18	31.327	1:39.085
18	22.627	1:38.832	77	26.465	1:42.672	77	28.550	1:39.032	2	31.322	1:40.184	77	32.638	1:39.304
6	26.527	1:39.889	6	29.905	1:40.036	6	32.353	1:39.395	4	34.293	1:38.768	2	32.833	1:39.144
4	29.476	1:39.124	4	30.976	1:38.158	4	32.576	1:38.547	6	34.598	1:39.296	4	34.952	1:38.292
13	30.162	1:39.300	13	31.205	1:37.701	13	32.827	1:38.569	13	35.029	1:39.253	13	35.489	1:38.093
5	30.701	1:40.514	5	33.996	1:39.953	5	36.621	1:39.572	5	39.802	1:40.232	6	36.744	1:39.779
22	43.395	1:43.417	66	48.546	1:38.775	66	49.988	1:38.389	66	51.375	1:38.438	5	41.745	1:39.576
66	46.429	1:38.309	22	49.468	1:42.731	22	53.277	1:40.756	22	58.467	1:42.241	66	52.064	1:38.322
14	57.570	1:44.224	14	1:02.345	1:41.433	14	1:07.102	1:41.704	14	1:11.438	1:41.387	22	1:04.038	1:43.204
59	1:15.644	1:46.653	59	1:23.824	1:44.838	59	1:32.123	1:45.246				14	1:14.109	1:40.304

Weather / Track : Bright / Dry

Brands Hatch GP

Circuit Length = 2.4332 miles

Start: 15:51 Flag 16:16 End: 16:18

BookaTrack.com Caterham Superlight R300 Championship

RACE 10 - LAP CHART

LAP 11 @ 16:11:46.054			LAP 12 @ 16:13:23.519			LAP 13 @ 16:15:00.945			LAP 14 @ 16:16:38.023		
NO	BEHIND	LAP TIME	NO	BEHIND	LAP TIME	NO	BEHIND	LAP TIME	NO	BEHIND	LAP TIME
19		1:37.198	19		1:37.465	19		1:37.426	19		1:37.078
32	0.103	1:36.965	32	0.209	1:37.571	78	0.341	1:37.546	78	0.276	1:37.013
78	0.381	1:37.108	78	0.221	1:37.305	32	0.441	1:37.658	32	0.766	1:37.403
35	0.725	1:37.152	35	0.907	1:37.647	35	0.962	1:37.481	35	1.116	1:37.232
27	8.159	1:38.225	27	8.693	1:37.999	27	9.384	1:38.117	27	10.565	1:38.259
46	8.273	1:37.934	46	8.769	1:37.961	85	10.655	1:38.981	85	10.596	1:37.019
8	8.868	1:38.518	8	9.042	1:37.639	46	10.755	1:39.412	46	11.743	1:38.066
85	9.552	1:36.865	85	9.100	1:37.013	8	11.212	1:39.596	8	12.203	1:38.069
16	10.369	1:37.067	16	9.889	1:36.985	16	11.251	1:38.788	16	12.301	1:38.128
25	16.211	1:38.562	25	17.071	1:38.325	25	17.622	1:37.977	25	18.922	1:38.378
9	19.540	1:39.843	9	21.430	1:39.355	9	22.963	1:38.959	9	26.081	1:40.196
59	1 Lap	1:51.735	69	23.704	1:38.800	69	25.189	1:38.911	69	27.989	1:39.878
69	22.369	1:38.699	11	24.778	1:39.562	11	25.947	1:38.595	11	28.170	1:39.301
11	22.681	1:38.557	82	24.938	1:39.208	82	27.377	1:39.865	82	29.561	1:39.262
82	23.195	1:38.980	59	1 Lap	1:46.591	44	35.794	1:39.787	44	38.636	1:39.920
55	30.333	1:39.206	50	33.237	1:39.210	50	36.075	1:40.264	50	38.717	1:39.720
50	31.492	1:39.439	44	33.433	1:39.122	55	36.167	1:39.933	55	38.980	1:39.891
44	31.776	1:40.605	55	33.660	1:40.792	18	36.389	1:39.315	4	39.202	1:38.821
18	32.992	1:38.863	18	34.500	1:38.973	77	36.767	1:39.288	18	39.802	1:40.491
77	33.593	1:38.153	77	34.905	1:38.777	2	36.986	1:39.008	2	40.864	1:40.956
2	34.580	1:38.945	2	35.404	1:38.289	4	37.459	1:38.584	77	40.926	1:41.237
4	35.599	1:37.845	4	36.301	1:38.167	13	37.651	1:38.590	13	41.115	1:40.542
13	35.783	1:37.492	13	36.487	1:38.169	59	1 Lap	1:48.703	6	49.038	1:41.175
6	39.311	1:39.765	6	42.163	1:40.317	6	44.941	1:40.204	5	50.997	1:39.666
5	43.866	1:39.319	5	46.274	1:39.873	5	48.409	1:39.561	59	1 Lap	1:46.608
66	52.940	1:38.074	66	54.187	1:38.712	66	55.089	1:38.328	66	56.745	1:38.734
22	1:09.940	1:43.100	22	1:15.614	1:43.139	22	1:21.754	1:43.566	22	1:28.125	1:43.449
14	1:18.407	1:41.496	14	1:23.776	1:42.834	14	1:28.792	1:42.442	14	1:33.588	1:41.874

Weather / Track : Bright / Dry

BookaTrack.com Caterham Superlight R300 Championship

RACE 10 - POSITION CHART

No	Name	Lap														
		Pos	1	2	3	4	5	6	7	8	9	10	11	12	13	14
2	REID	1	19	19	19	32	19	19	19	19	19	19	19	19	19	19
4	ELLIS	2	32	32	32	35	35	32	32	32	32	32	32	32	78	78
5	ASHWORTH	3	46	46	35	19	32	78	78	78	78	78	78	78	32	32
6	SPARSHOTT	4	35	35	46	78	78	35	35	35	35	35	35	35	35	35
8	NUTTALL	5	27	27	78	46	46	46	46	46	27	27	27	27	27	27
9	DYER	6	78	78	27	27	27	27	27	27	46	46	46	46	85	85
11	FOWELL	7	8	8	8	8	8	8	8	8	8	8	8	8	46	46
13	SIMPSON	8	9	16	16	16	85	85	85	85	85	85	85	85	8	8
14	BROWES	9	25	25	9	85	16	16	16	16	16	16	16	16	16	16
16	GLADMAN	10	16	9	25	9	25	25	25	25	25	25	25	25	25	25
18	ROVELLI	11	69	69	85	25	9	9	9	9	9	9	9	9	9	9
19	HEAD	12	11	85	69	69	69	69	69	69	69	69	69	69	69	69
22	BROWES	13	82	11	11	11	11	11	11	11	11	11	11	11	11	11
25	KILLEEN	14	85	82	82	82	82	82	82	82	82	82	82	82	82	82
27	SMITH	15	77	77	44	77	44	44	44	44	44	55	55	50	44	44
32	WIGGINS	16	44	44	77	44	77	77	55	50	55	44	50	44	50	50
35	SALES	17	55	55	55	55	55	55	50	55	50	50	44	55	55	55
44	WHITEHOUSE	18	50	50	50	50	50	50	2	18	18	18	18	18	18	4
46	MORTIMER	19	2	2	2	2	2	2	18	2	77	77	77	77	77	18
50	BRIAULT	20	6	18	18	18	18	18	77	77	2	2	2	2	2	2
55	RUSTON	21	18	6	6	6	6	6	6	6	4	4	4	4	4	77
59	JOHNSON	22	5	5	5	5	5	4	4	4	6	13	13	13	13	13
66	THACKER	23	22	22	4	4	4	13	13	13	13	6	6	6	6	6
69	COLLINS	24	13	4	13	13	13	5	5	5	5	5	5	5	5	5
77	WRIGHT	25	4	13	22	22	22	22	66	66	66	66	66	66	66	66
78	WINSTANLEY	26	14	14	66	66	66	66	22	22	22	22	22	22	22	22
82	CALDER	27	59	59	14	14	14	14	14	14	14	14	14	14	14	14
85	RICHARDS	28	66	66	59	59	59	59	59	59	59	59	59	59	59	59

Weather / Track : Bright / Dry

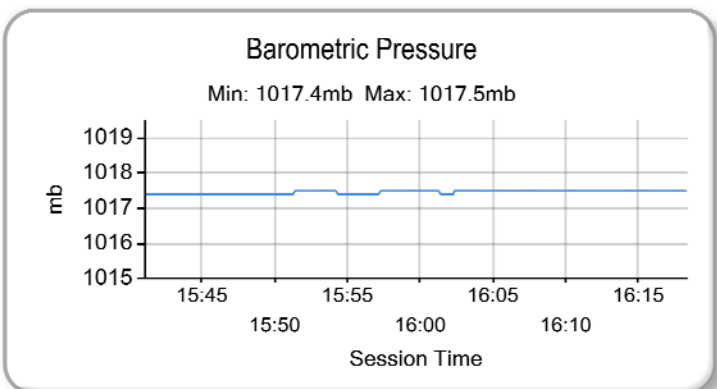
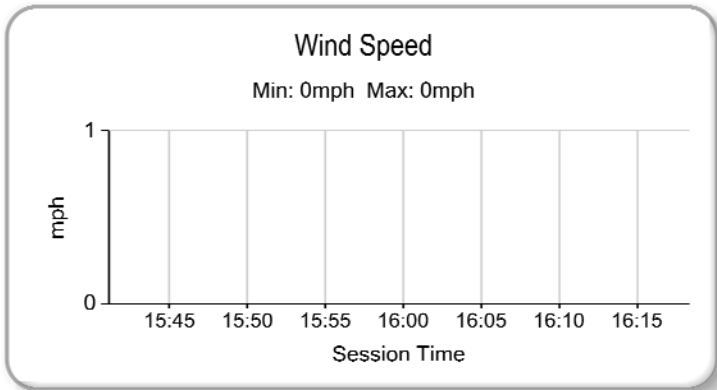
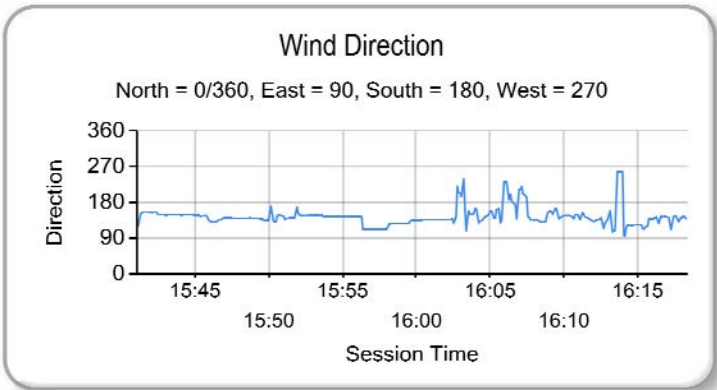
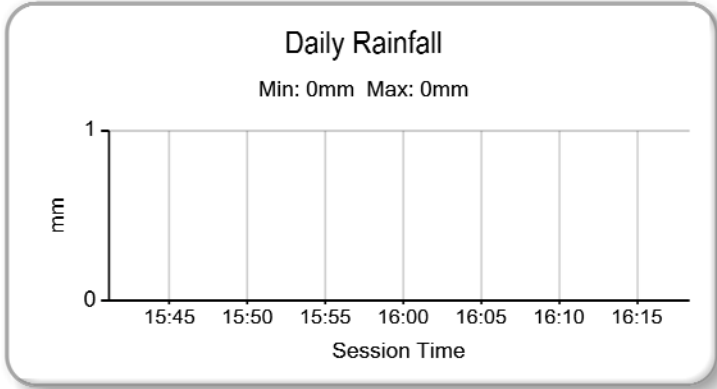
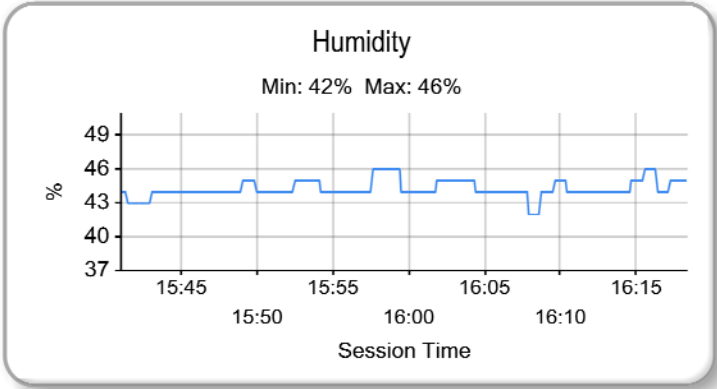
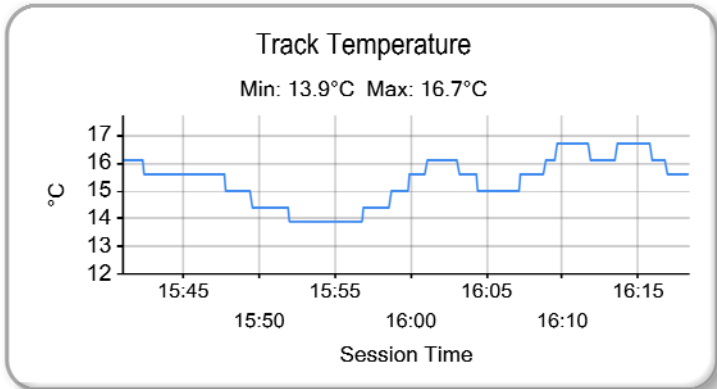
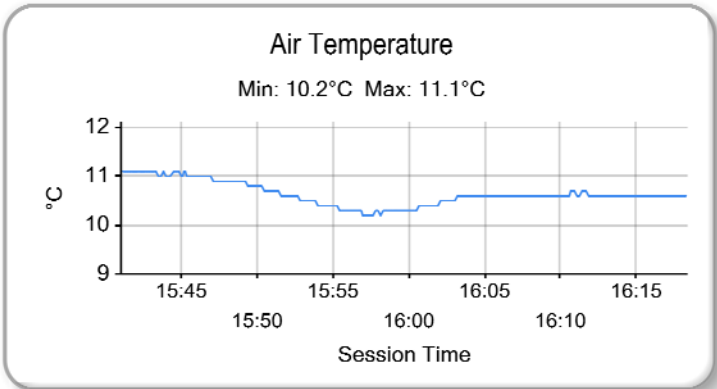
Results can be found at www.tsl-timing.com

Brands Hatch GP
 Circuit Length = 2.4332 miles
 Start: 15:51 Flag 16:16 End: 16:18

Printed - 16:32 Sunday, 17 April 2016

BookaTrack.com Caterham Superlight R300 Championship

RACE 10 - WEATHER CONDITIONS



Weather / Track : Bright / Dry

Brands Hatch GP
 Circuit Length = 2.4332 miles
 Start: 15:51 Flag 16:16 End: 16:18

Results can be found at www.tsl-timing.com

Printed - 16:32 Sunday, 17 April 2016