



Avon Tyres Caterham Seven 420R Championship

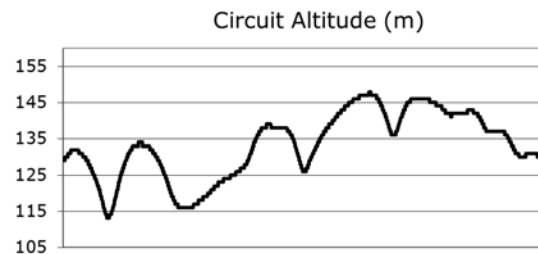
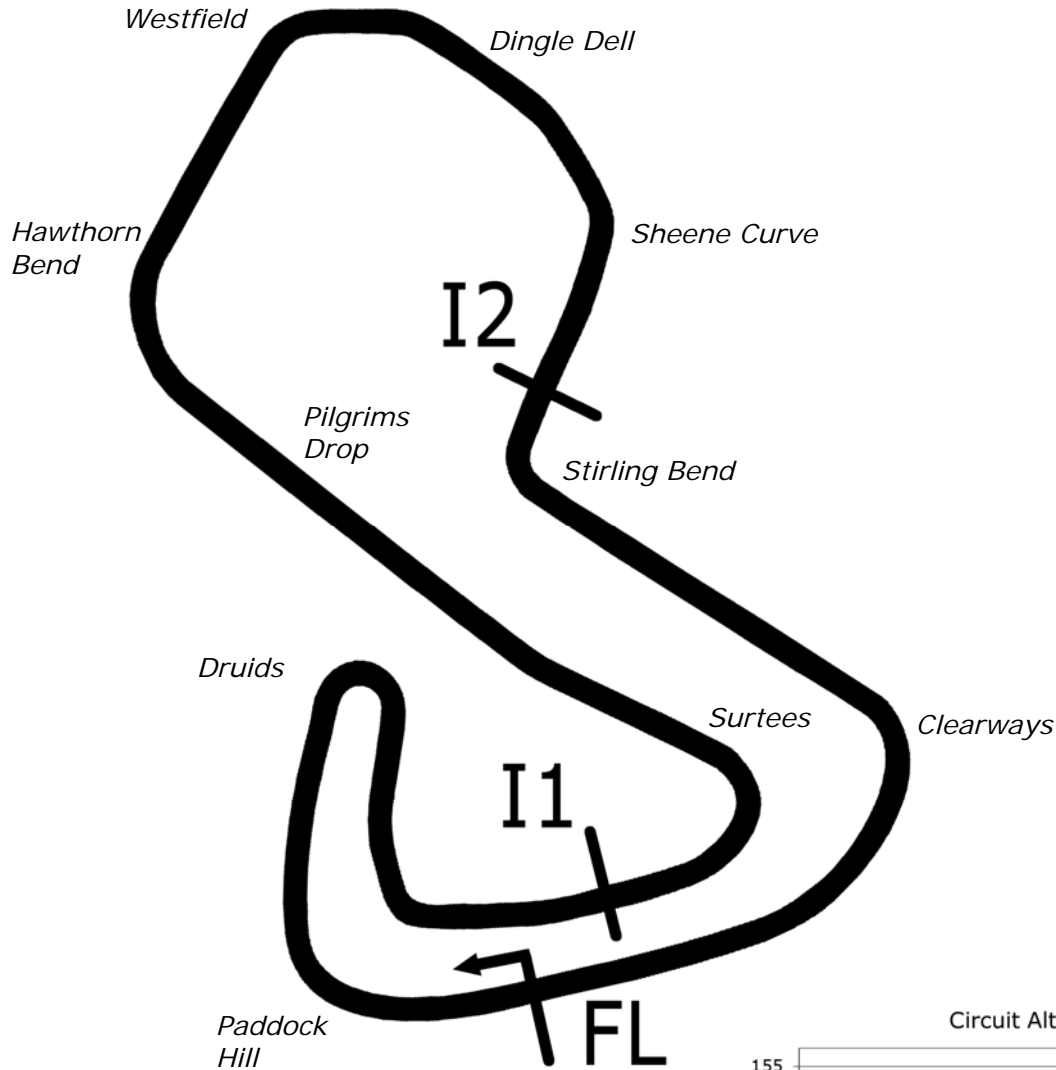
Brands Hatch GP Circuit

4th / 5th August 2018



Results Provided by Timing Solutions Ltd
www.tsl-timing.com

Brands Hatch GP



Length	2.4332 miles	3916.0 m	
FL		51.36032 N	0.26032 E
I1	1116m	51.35934 N	0.25955 E
I2	2928m	51.35532 N	0.26250 E
Pit Entry	3646m	51.35911 N	0.25743 E
Pit Exit	26m after FL	51.36027 N	0.26078 E
Pit Entry-Pit Exit 277m, 19.9s @50kph, 16.6s @60kph			

All results available at www.tsl-timing.com

Avon Tyres Caterham Seven 420R Championship

QUALIFYING - CLASSIFICATION

POS	NO	NAME	ENTRY	TIME	ON	LAPS	GAP	DIFF	MPH
1	18	Sean BYRNE	Caterham 420R	1:36.933	5	5			90.37
2	27	William SMITH	Caterham 420R	1:36.986	3	5	0.053	0.053	90.32
3	47	Alexander KOEBERLE	Caterham 420R	1:37.150	5	8	0.217	0.164	90.16
4	78	Danny WINSTANLEY	Caterham 420R	1:37.201	5	8	0.268	0.051	90.12
5	4	Anthony BARNES	Caterham 420R	1:37.408	3	11	0.475	0.207	89.92
6	3	John BYRNE	Caterham 420R	1:37.527	2	11	0.594	0.119	89.81
7	15	Luke STEVENS	Caterham 420R	1:37.591	3	3	0.658	0.064	89.76
8	35	Andrew MCMILLAN	Caterham 420R	1:37.632	7	7	0.699	0.041	89.72
9	64	Tom EDEN	Caterham 420R	1:37.640	3	3	0.707	0.008	89.71
10	58	Richard AINSCOUGH	Caterham 420R	1:37.693	4	10	0.760	0.053	89.66
11	90	Jack BROWN	Caterham 420R	1:37.770	6	11	0.837	0.077	89.59
12	20	David HENDERSON	Caterham 420R	1:37.826	5	10	0.893	0.056	89.54
13	9	Matt DYER	Caterham 420R	1:37.913	10	12	0.980	0.087	89.46
14	10	Henry HEATON	Caterham 420R	1:38.008	5	12	1.075	0.095	89.37
15	82	Stewart CALDER	Caterham 420R	1:38.337	11	11	1.404	0.329	89.07
16	56	Andres SINCLAIR	Caterham 420R	1:38.338	10	12	1.405	0.001	89.07
17	19	Justin ARMSTRONG	Caterham 420R	1:38.719	5	8	1.786	0.381	88.73
18	93	Mike EVANS	Caterham 420R	1:38.806	9	10	1.873	0.087	88.65
19	22	Paul BROWES	Caterham 420R	1:38.888	5	11	1.955	0.082	88.58
20	6	Ian SPARSHOTT	Caterham 420R	1:38.888	11	11	1.955	0.000	88.58
21	5	Peter RIMER	Caterham 420R	1:39.383	5	11	2.450	0.495	88.14
22	33	Barry MOORE	Caterham 420R	1:39.859	9	12	2.926	0.476	87.72
23	2	Matthew REEVE	Caterham 420R	1:39.869	9	11	2.936	0.010	87.71
24	14	Luke BROWES	Caterham 420R	1:39.875	11	12	2.942	0.006	87.70
25	69	Stephen COLLINS	Caterham 420R	1:40.233	4	9	3.300	0.358	87.39

Brands Hatch GP

Circuit Length = 2.4332 miles

Start: 14:09 Flag 14:29 End: 14:30

Weather / Track : Bright / Dry

These results are provisional until the conclusion of any judicial and technical matters.

Clerk Of Course :

Timekeeper :

Results can be found at www.tsl-timing.com

Printed - 14:30 Saturday, 04 August 2018



Avon Tyres Caterham Seven 420R Championship

QUALIFYING - BEST SECTORS

SECTOR 1			SECTOR 2			SECTOR 3			IDEAL / BEST COMPARISON						
POS	NO	NAME	TIME	NO	NAME	TIME	NO	NAME	TIME	POS	NO	NAME	IDEAL	BEST	DIFF
													PERFECT LAP	1:36.685	
1	47	KOEBERLE	30.396	27	SMITH	43.099	3	BYRNE	23.190	1	18	BYRNE	1:36.902	1:36.933	0.031
2	18	BYRNE	30.402	47	KOEBERLE	43.190	64	EDEN	23.238	2	27	SMITH	1:36.961	1:36.986	0.025
3	58	AINSCOUGH	30.417	18	BYRNE	43.260	18	BYRNE	23.240	3	47	KOEBERLE	1:36.993	1:37.150	0.157
4	9	DYER	30.454	78	WINSTANLEY	43.296	4	BARNES	23.258	4	3	BYRNE	1:37.176	1:37.527	0.351
5	10	HEATON	30.459	15	STEVENS	43.372	78	WINSTANLEY	23.262	5	78	WINSTANLEY	1:37.194	1:37.201	0.007
6	3	BYRNE	30.509	58	AINSCOUGH	43.405	35	MCMILLAN	23.280	6	58	AINSCOUGH	1:37.277	1:37.693	0.416
7	56	SINCLAIR	30.532	3	BYRNE	43.477	10	HEATON	23.285	7	35	MCMILLAN	1:37.403	1:37.632	0.229
8	27	SMITH	30.540	35	MCMILLAN	43.489	27	SMITH	23.322	8	4	BARNES	1:37.408	1:37.408	0.000
9	90	BROWN	30.583	4	BARNES	43.542	15	STEVENS	23.346	9	15	STEVENS	1:37.417	1:37.591	0.174
10	4	BARNES	30.608	20	HENDERSON	43.572	47	KOEBERLE	23.407	10	10	HEATON	1:37.528	1:38.008	0.480
11	64	EDEN	30.633	82	CALDER	43.586	20	HENDERSON	23.412	11	64	EDEN	1:37.528	1:37.640	0.112
12	35	MCMILLAN	30.634	64	EDEN	43.657	9	DYER	23.444	12	9	DYER	1:37.586	1:37.913	0.327
13	78	WINSTANLEY	30.636	9	DYER	43.688	58	AINSCOUGH	23.455	13	90	BROWN	1:37.770	1:37.770	0.000
14	93	EVANS	30.694	90	BROWN	43.707	90	BROWN	23.480	14	20	HENDERSON	1:37.817	1:37.826	0.009
15	15	STEVENS	30.699	19	ARMSTRONG	43.741	56	SINCLAIR	23.583	15	82	CALDER	1:38.043	1:38.337	0.294
16	6	SPARSHOTT	30.730	10	HEATON	43.784	82	CALDER	23.639	16	56	SINCLAIR	1:38.210	1:38.338	0.128
17	82	CALDER	30.818	93	EVANS	43.991	22	BROWES	23.698	17	93	EVANS	1:38.450	1:38.806	0.356
18	20	HENDERSON	30.833	22	BROWES	44.055	14	BROWES	23.705	18	19	ARMSTRONG	1:38.458	1:38.719	0.261
19	33	MOORE	30.967	56	SINCLAIR	44.095	19	ARMSTRONG	23.733	19	22	BROWES	1:38.838	1:38.888	0.050
20	19	ARMSTRONG	30.984	6	SPARSHOTT	44.226	93	EVANS	23.765	20	6	SPARSHOTT	1:38.888	1:38.888	0.000
21	22	BROWES	31.085	5	RIMER	44.353	2	REEVE	23.784	21	5	RIMER	1:39.274	1:39.383	0.109
22	5	RIMER	31.102	14	BROWES	44.652	5	RIMER	23.819	22	14	BROWES	1:39.511	1:39.875	0.364
23	14	BROWES	31.154	69	COLLINS	44.661	33	MOORE	23.893	23	33	MOORE	1:39.629	1:39.859	0.230
24	2	REEVE	31.296	2	REEVE	44.735	6	SPARSHOTT	23.932	24	2	REEVE	1:39.815	1:39.869	0.054
25	69	COLLINS	31.377	33	MOORE	44.769	69	COLLINS	23.941	25	69	COLLINS	1:39.979	1:40.233	0.254

Weather / Track : Bright / Dry

Results can be found at www.tsl-timing.com

Brands Hatch GP

Circuit Length = 2.4332 miles

Start: 14:09 Flag 14:29 End: 14:30

Printed - 14:31 Saturday, 04 August 2018

Avon Tyres Caterham Seven 420R Championship

QUALIFYING - BEST SPEEDS

POS	INTERMEDIATE 1			INTERMEDIATE 2			FINISH LINE		
	NO	NAME	MPH	NO	NAME	MPH	NO	NAME	MPH
1	27	SMITH	101.6	4	BARNES	94.3	10	HEATON	123.3
2	56	SINCLAIR	101.6	47	KOEBERLE	93.3	15	STEVENS	122.4
3	3	BYRNE	101.3	58	AINSCOUGH	93.3	9	DYER	122.4
4	78	WINSTANLEY	101.0	3	BYRNE	92.9	56	SINCLAIR	122.4
5	35	MCMILLAN	101.0	20	HENDERSON	92.9	3	BYRNE	122.2
6	4	BARNES	100.9	10	HEATON	92.1	27	SMITH	122.0
7	18	BYRNE	100.6	22	BROWES	92.0	64	EDEN	122.0
8	22	BROWES	100.6	9	DYER	91.8	4	BARNES	121.7
9	9	DYER	100.3	90	BROWN	91.6	18	BYRNE	121.5
10	10	HEATON	100.3	35	MCMILLAN	91.5	33	MOORE	121.3
11	33	MOORE	100.3	19	ARMSTRONG	91.5	78	WINSTANLEY	121.1
12	64	EDEN	100.1	56	SINCLAIR	91.4	35	MCMILLAN	120.2
13	15	STEVENS	100.0	78	WINSTANLEY	91.3	90	BROWN	120.0
14	47	KOEBERLE	99.8	93	EVANS	90.9	22	BROWES	120.0
15	58	AINSCOUGH	99.8	82	CALDER	90.8	47	KOEBERLE	119.8
16	5	RIMER	99.8	18	BYRNE	90.6	58	AINSCOUGH	119.6
17	82	CALDER	99.7	69	COLLINS	90.6	5	RIMER	119.6
18	19	ARMSTRONG	99.7	14	BROWES	89.4	20	HENDERSON	119.4
19	20	HENDERSON	99.5	64	EDEN	88.1	19	ARMSTRONG	119.4
20	90	BROWN	99.4	27	SMITH	87.9	14	BROWES	119.1
21	93	EVANS	99.4	6	SPARSHOTT	87.8	6	SPARSHOTT	118.7
22	2	REEVE	99.2	2	REEVE	87.4	82	CALDER	118.1
23	14	BROWES	99.2	33	MOORE	87.3	2	REEVE	118.1
24	6	SPARSHOTT	98.6	5	RIMER	86.7	93	EVANS	117.9
25	69	COLLINS	98.5	15	STEVENS	86.4	69	COLLINS	115.7

Weather / Track : Bright / Dry

Results can be found at www.tsl-timing.com

Brands Hatch GP

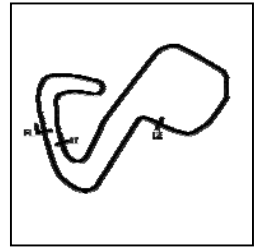
Circuit Length = 2.4332 miles

Start: 14:09 Flag 14:29 End: 14:30

Printed - 14:32 Saturday, 04 August 2018

Avon Tyres Caterham Seven 420R Championship

QUALIFYING - SECTOR ANALYSIS



SECTOR 1 = FL to I1, SECTOR 2 = I1 to I2, SECTOR 3 = I2 to FL, DIFF = Difference To Personal Best Lap, P = Crossed Finish Line in Pit Lane, D = Time Disallowed

P1 18		Sean BYRNE					Caterham 420R				
IDEAL LAP TIME : 1:36.902		BEST LAP TIME : 1:36.933					DIFFERENCE : 0.031				
LAP	SECTOR 1	SECTOR 2		SECTOR 3		LAP TIME	MPH	DIFF	TIME OF DAY		
1 -	OUTLAP	96.1	45.402	78.4	23.942	119.4	1:43.514	84.62	6.581	14:11:19.188	
2 -	30.606	99.8	43.344	87.7	23.581	119.8	1:37.531 (2)	89.81	0.598	14:12:56.719	
3 -	30.806	100.4	43.509	86.4	23.729	117.1	1:38.044	89.34	1.111	14:14:34.763	
4 -	30.402	100.6	43.624	90.6	23.565	117.5	1:37.591 (3)	89.76	0.658	14:16:12.354	
5 -	30.433	100.0	43.260	89.2	23.240	121.5	1:36.933 (1)	90.37		14:17:49.287	

P2 27		William SMITH					Caterham 420R				
IDEAL LAP TIME : 1:36.961		BEST LAP TIME : 1:36.986					DIFFERENCE : 0.025				
LAP	SECTOR 1	SECTOR 2		SECTOR 3		LAP TIME	MPH	DIFF	TIME OF DAY		
1 -	OUTLAP	99.1	45.019	76.5	23.911	118.5	1:42.656	85.33	5.670	14:11:20.716	
2 -	30.824	99.8	43.426	86.7	23.487	119.6	1:37.737 (2)	89.62	0.751	14:12:58.453	
3 -	30.565	100.1	43.099	87.9	23.322	122.0	1:36.986 (1)	90.32		14:14:35.439	
4 -	30.721	101.6	43.704	79.7	25.171	118.9	1:39.596	87.95	2.610	14:16:15.035	
5 -	30.540	101.0	44.022	82.9	23.879	119.4	1:38.441 (3)	88.98	1.455	14:17:53.476	

P3 47		Alexander KOEBERLE					Caterham 420R				
IDEAL LAP TIME : 1:36.993		BEST LAP TIME : 1:37.150					DIFFERENCE : 0.157				
LAP	SECTOR 1	SECTOR 2		SECTOR 3		LAP TIME	MPH	DIFF	TIME OF DAY		
1 -	OUTLAP	96.6	44.624	85.1	24.049	118.5	1:43.252	84.83	6.102	14:10:59.039	
2 -	30.826	98.9	44.284	89.9	23.817	116.3	1:38.927 (3)	88.54	1.777	14:12:37.966	
3 -	35.349	79.2	44.563	90.1	23.862	119.6	1:43.774	84.41	6.624	14:14:21.740	
4 -	30.396	95.7	44.105	91.9	23.410	117.7	1:37.911 (2)	89.46	0.761	14:15:59.651	
5 -	30.553	99.4	43.190	93.3	23.407	118.5	1:37.150 (1)	90.16		14:17:36.801	
6 -	31.024	98.8	45.305	70.1	24.136	119.1	1:40.465	87.19	3.315	14:19:17.266	
7 -	30.678	92.4	47.432	90.9	23.747	119.8	1:41.857	86.00	4.707	14:20:59.123	
8 -	30.935	95.1	44.477	90.4	23.623	117.9	1:39.035	88.45	1.885	14:22:38.158	

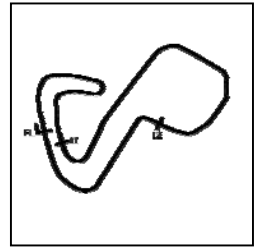
P4 78		Danny WINSTANLEY					Caterham 420R				
IDEAL LAP TIME : 1:37.194		BEST LAP TIME : 1:37.201					DIFFERENCE : 0.007				
LAP	SECTOR 1	SECTOR 2		SECTOR 3		LAP TIME	MPH	DIFF	TIME OF DAY		
1 -	OUTLAP	97.6	44.012	83.9	24.241	114.3	1:43.386	84.72	6.185	14:11:08.484	
2 -	30.907	98.6	43.510	90.1	23.417	117.9	1:37.834	89.53	0.633	14:12:46.318	
3 -	30.636	100.0	43.484	84.7	23.408	117.5	1:37.528 (2)	89.81	0.327	14:14:23.846	
4 -	30.680	101.0	43.596	91.3	23.508	121.1	1:37.784	89.58	0.583	14:16:01.630	
5 -	30.643	100.6	43.296	90.1	23.262	120.0	1:37.201 (1)	90.12		14:17:38.831	
6 -	30.690	100.9	43.311	89.0	23.615	114.3	1:37.616 (3)	89.73	0.415	14:19:16.447	
7 -	32.644	98.8	43.524	89.8	23.337	119.4	1:39.505	88.03	2.304	14:20:55.952	
8 -	36.784	65.7	54.288	64.1	IN PIT		6:00.674 P	24.28	4:23.473	14:26:56.626	

P5 4		Anthony BARNES					Caterham 420R				
IDEAL LAP TIME : 1:37.408		BEST LAP TIME : 1:37.408					DIFFERENCE : 0.000				
LAP	SECTOR 1	SECTOR 2		SECTOR 3		LAP TIME	MPH	DIFF	TIME OF DAY		
1 -	OUTLAP	96.2	45.113	86.9	24.637	118.1	1:44.792	83.59	7.384	14:11:08.590	
2 -	31.522	99.8	43.987	85.1	23.569	118.9	1:39.078	88.41	1.670	14:12:47.668	
3 -	30.608	100.1	43.542	90.6	23.258	121.7	1:37.408 (1)	89.92		14:14:25.076	
4 -	32.606	66.7	49.470	80.1	29.174	118.7	1:51.250	78.74	13.842	14:16:16.326	
5 -	33.092	82.2	52.161	82.1	23.932	117.3	1:49.185	80.22	11.777	14:18:05.511	
6 -	31.006	99.8	44.782	89.3	23.741	116.9	1:39.529	88.01	2.121	14:19:45.040	
7 -	30.781	99.5	44.565	86.7	23.734	119.1	1:39.080	88.41	1.672	14:21:24.120	
8 -	30.762	100.9	44.500	88.5	23.858	115.7	1:39.120	88.37	1.712	14:23:03.240	
9 -	30.947	99.1	44.235	91.1	23.744	116.3	1:38.926 (3)	88.54	1.518	14:24:42.166	
10 -	30.920	98.9	43.996	94.3	23.851	116.9	1:38.767 (2)	88.69	1.359	14:26:20.933	
11 -	30.897	99.7	44.046	90.0	IN PIT		3:03.306 P	47.78	1:25.898	14:29:24.239	

Weather / Track : Bright / Dry

Avon Tyres Caterham Seven 420R Championship

QUALIFYING - SECTOR ANALYSIS



SECTOR 1 = FL to I1, SECTOR 2 = I1 to I2, SECTOR 3 = I2 to FL, DIFF = Difference To Personal Best Lap, P = Crossed Finish Line in Pit Lane, D = Time Disallowed

P6		3		John BYRNE			Caterham 420R				
IDEAL LAP TIME : 1:37.176		BEST LAP TIME : 1:37.527			DIFFERENCE : 0.351						
LAP	SECTOR 1	SECTOR 2		SECTOR 3		LAP TIME	MPH	DIFF	TIME OF DAY		
1 -	OUTLAP	92.9	44.293	86.2	23.560	118.5	1:41.977	85.90	4.450	14:11:09.506	
2 -	30.846	101.3	43.477	88.6	23.204	122.2	1:37.527 (1)	89.81		14:12:47.033	
3 -	30.565	100.0	43.844	82.5	23.190	121.7	1:37.599 (2)	89.75	0.072	14:14:24.632	
4 -	34.913	96.9	44.660	53.8	24.076	117.3	1:43.649	84.51	6.122	14:16:08.281	
5 -	30.747	98.3	43.520	92.9	23.398	118.3	1:37.665	89.69	0.138	14:17:45.946	
6 -	30.509	100.0	43.536	91.9	23.589	116.9	1:37.634 (3)	89.72	0.107	14:19:23.580	
7 -	30.640	99.5	44.055	84.7	IN PIT		3:03.757 P	47.67	1:26.230	14:22:27.337	
8 -	OUTLAP	98.2	43.566	91.1	23.532	116.5	1:40.698	86.99	3.171	14:24:08.035	
9 -	30.572	99.2	43.927	81.8	23.991	115.3	1:38.490	88.94	0.963	14:25:46.525	
10 -	30.580	98.8	43.719	91.9	23.667	116.3	1:37.966	89.41	0.439	14:27:24.491	
11 -	39.827	76.2	49.486	83.7	23.749	107.7	1:53.062	77.47	15.535	14:29:17.553	

P7		15		Luke STEVENS			Caterham 420R				
IDEAL LAP TIME : 1:37.417		BEST LAP TIME : 1:37.591			DIFFERENCE : 0.174						
LAP	SECTOR 1	SECTOR 2		SECTOR 3		LAP TIME	MPH	DIFF	TIME OF DAY		
1 -	OUTLAP	97.2	44.153	84.0	23.748	119.1	1:43.041	85.01	5.450	14:11:08.641	
2 -	31.167	98.3	43.372	84.7	23.483	120.9	1:38.022 (2)	89.36	0.431	14:12:46.663	
3 -	30.704	100.0	43.541	86.4	23.346	122.4	1:37.591 (1)	89.76		14:14:24.254	

P8		35		Andrew MCMILLAN			Caterham 420R				
IDEAL LAP TIME : 1:37.403		BEST LAP TIME : 1:37.632			DIFFERENCE : 0.229						
LAP	SECTOR 1	SECTOR 2		SECTOR 3		LAP TIME	MPH	DIFF	TIME OF DAY		
1 -	OUTLAP	89.2	45.989	77.9	24.392	118.9	1:44.494	83.83	6.862	14:11:03.727	
2 -	30.772	100.9	43.682	88.0	23.418	118.3	1:37.872 (3)	89.50	0.240	14:12:41.599	
3 -	30.634	100.0	43.806	91.5	23.463	117.3	1:37.903	89.47	0.271	14:14:19.502	
4 -	30.800	100.0	43.515	90.8	23.407	117.1	1:37.722 (2)	89.64	0.090	14:15:57.224	
5 -	30.675	100.1	43.718	91.5	23.580	117.1	1:37.973	89.41	0.341	14:17:35.197	
6 -	35.319	68.7	44.188	87.9	23.280	120.2	1:42.787	85.22	5.155	14:19:17.984	
7 -	30.655	101.0	43.489	90.5	23.488	117.7	1:37.632 (1)	89.72		14:20:55.616	

P9		64		Tom EDEN			Caterham 420R				
IDEAL LAP TIME : 1:37.528		BEST LAP TIME : 1:37.640			DIFFERENCE : 0.112						
LAP	SECTOR 1	SECTOR 2		SECTOR 3		LAP TIME	MPH	DIFF	TIME OF DAY		
1 -	OUTLAP	97.6	45.838	72.8	24.267	120.2	1:44.706	83.66	7.066	14:11:21.318	
2 -	30.633	100.1	43.888	88.1	23.473	118.9	1:37.994 (2)	89.39	0.354	14:12:59.312	
3 -	30.745	99.2	43.657	87.6	23.238	122.0	1:37.640 (1)	89.71		14:14:36.952	

P10		58		Richard AINSCOUGH			Caterham 420R				
IDEAL LAP TIME : 1:37.277		BEST LAP TIME : 1:37.693			DIFFERENCE : 0.416						
LAP	SECTOR 1	SECTOR 2		SECTOR 3		LAP TIME	MPH	DIFF	TIME OF DAY		
1 -	OUTLAP	85.4	46.056	81.0	24.851	115.9	1:45.733	82.84	8.040	14:11:03.790	
2 -	31.242	99.8	43.535	90.4	23.574	119.6	1:38.351	89.06	0.658	14:12:42.141	
3 -	30.643	98.5	43.837	92.4	23.455	117.3	1:37.935	89.44	0.242	14:14:20.076	
4 -	30.747	98.6	43.405	87.3	23.541	117.7	1:37.693 (1)	89.66		14:15:57.769	
5 -	30.638	99.5	43.497	83.5	23.559	119.4	1:37.694 (2)	89.66	0.001	14:17:35.463	
6 -	30.918	97.9	44.047	90.1	IN PIT		2:34.613 P	56.65	56.920	14:20:10.076	
7 -	OUTLAP	47.6	1:10.934	61.2	25.579	116.7	2:23.301	61.12	45.608	14:22:33.377	
8 -	30.928	95.4	43.678	93.3	23.646	116.9	1:38.252	89.15	0.559	14:24:11.629	
9 -	30.996	99.2	43.415	90.8	23.522	118.3	1:37.933 (3)	89.44	0.240	14:25:49.562	
10 -	30.417	99.4	43.955	92.9	23.744	114.5	1:38.116	89.28	0.423	14:27:27.678	

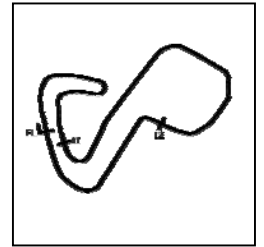
P11		90		Jack BROWN			Caterham 420R				
IDEAL LAP TIME : 1:37.770		BEST LAP TIME : 1:37.770			DIFFERENCE : 0.000						
LAP	SECTOR 1	SECTOR 2		SECTOR 3		LAP TIME	MPH	DIFF	TIME OF DAY		
1 -	OUTLAP	86.5	45.580	81.2	24.359	118.1	1:43.966	84.25	6.196	14:11:04.839	

Weather / Track : Bright / Dry

Brands Hatch GP
Circuit Length = 2.4332 miles
Start: 14:09 Flag 14:29 End: 14:30

Avon Tyres Caterham Seven 420R Championship

QUALIFYING - SECTOR ANALYSIS



SECTOR 1 = FL to I1, SECTOR 2 = I1 to I2, SECTOR 3 = I2 to FL, DIFF = Difference To Personal Best Lap, P = Crossed Finish Line in Pit Lane, D = Time Disallowed

2 -	31.421	96.8	44.178	83.9	23.646	120.0	1:39.245	88.26	1.475	14:12:44.084
3 -	31.014	97.9	44.197	85.3	23.666	117.5	1:38.877	88.59	1.107	14:14:22.961
4 -	30.817	97.6	44.009	90.9	23.653	118.1	1:38.479	88.95	0.709	14:16:01.440
5 -	30.686	98.9	43.891	88.6	23.587	117.9	1:38.164 (2)	89.23	0.394	14:17:39.604
6 -	30.583	99.2	43.707	87.9	23.480	118.7	1:37.770 (1)	89.59		14:19:17.374
7 -	32.824	98.1	44.469	89.2	23.799	116.1	1:41.092	86.65	3.322	14:20:58.466
8 -	31.454	93.9	46.099	91.6	IN PIT		2:54.418 P	50.22	1:16.648	14:23:52.884
9 -	OUTLAP	66.1	48.913	70.1	26.409	118.5	1:57.411	74.60	19.641	14:25:50.295
10 -	30.601	99.4	44.166	81.6	24.645	116.3	1:39.412	88.11	1.642	14:27:29.707
11 -	30.681	98.8	43.856	91.6	23.743	116.7	1:38.280 (3)	89.13	0.510	14:29:07.987

P12 20		David HENDERSON					Caterham 420R				
IDEAL LAP TIME : 1:37.817		BEST LAP TIME : 1:37.826					DIFFERENCE : 0.009				
LAP	SECTOR 1	SECTOR 2		SECTOR 3		LAP TIME	MPH	DIFF	TIME OF DAY		
1 -	OUTLAP	93.4	45.044	85.2	24.153	114.7	1:44.682	83.68	6.856	14:10:57.833	
2 -	32.255	86.7	44.630	87.1	23.886	118.3	1:40.771	86.92	2.945	14:12:38.604	
3 -	33.233	74.3	45.711	90.6	23.504	118.3	1:42.448	85.50	4.622	14:14:21.052	
4 -	30.953	97.9	45.101	89.8	23.544	118.3	1:39.598	87.95	1.772	14:16:00.650	
5 -	30.842	98.5	43.572	91.0	23.412	118.3	1:37.826 (1)	89.54		14:17:38.476	
6 -	30.833	99.5	43.853	89.8	23.550	119.4	1:38.236 (2)	89.17	0.410	14:19:16.712	
7 -	31.023	97.5	45.862	89.8	23.465	118.7	1:40.350	87.29	2.524	14:20:57.062	
8 -	31.536	98.5	44.166	88.1	23.817	116.7	1:39.519	88.02	1.693	14:22:36.581	
9 -	31.128	99.5	44.600	85.2	24.679	117.3	1:40.407	87.24	2.581	14:24:16.988	
10 -	30.863	99.1	43.627	92.9	23.953	116.9	1:38.443 (3)	88.98	0.617	14:25:55.431	

P13 9		Matt DYER					Caterham 420R				
IDEAL LAP TIME : 1:37.586		BEST LAP TIME : 1:37.913					DIFFERENCE : 0.327				
LAP	SECTOR 1	SECTOR 2		SECTOR 3		LAP TIME	MPH	DIFF	TIME OF DAY		
1 -	OUTLAP	93.8	45.418	87.8	24.175	115.9	1:43.624	84.53	5.711	14:11:18.023	
2 -	31.035	97.8	43.774	90.1	23.469	121.7	1:38.278	89.13	0.365	14:12:56.301	
3 -	30.849	97.6	44.200	85.2	23.799	118.9	1:38.848	88.61	0.935	14:14:35.149	
4 -	30.707	99.7	43.688	87.8	23.845	118.1	1:38.240 (2)	89.16	0.327	14:16:13.389	
5 -	30.755	97.9	43.857	91.8	23.645	117.9	1:38.257 (3)	89.15	0.344	14:17:51.646	
6 -	30.880	99.1	47.734	76.0	25.051	113.7	1:43.665	84.50	5.752	14:19:35.311	
7 -	31.040	98.1	54.873	79.6	23.893	118.5	1:49.806	79.77	11.893	14:21:25.117	
8 -	32.050	91.3	49.799	85.0	25.198	117.1	1:47.047	81.83	9.134	14:23:12.164	
9 -	30.657	100.3	44.192	90.5	23.646	118.3	1:38.495	88.93	0.582	14:24:50.659	
10 -	30.586	99.7	43.883	89.2	23.444	122.4	1:37.913 (1)	89.46		14:26:28.572	
11 -	30.454	99.4	43.936	89.4	23.974	116.5	1:38.364	89.05	0.451	14:28:06.936	
12 -	30.853	97.8	48.193	53.3	28.368	114.7	1:47.414	81.55	9.501	14:29:54.350	

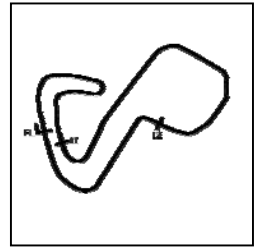
P14 10		Henry HEATON					Caterham 420R				
IDEAL LAP TIME : 1:37.528		BEST LAP TIME : 1:38.008					DIFFERENCE : 0.480				
LAP	SECTOR 1	SECTOR 2		SECTOR 3		LAP TIME	MPH	DIFF	TIME OF DAY		
1 -	OUTLAP	95.4	45.528	88.8	23.849	117.3	1:43.401	84.71	5.393	14:11:14.433	
2 -	30.724	98.8	43.868	91.5	23.778	119.1	1:38.370 (3)	89.04	0.362	14:12:52.803	
3 -	30.832	99.1	46.734	82.6	27.350	119.4	1:44.916	83.49	6.908	14:14:37.719	
4 -	30.802	97.9	44.198	88.8	23.606	122.2	1:38.606	88.83	0.598	14:16:16.325	
5 -	30.939	99.4	43.784	91.6	23.285	123.3	1:38.008 (1)	89.37		14:17:54.333	
6 -	31.025	94.6	45.769	63.1	25.439	118.7	1:42.233	85.68	4.225	14:19:36.566	
7 -	31.295	94.3	53.742	65.5	24.365	119.4	1:49.402	80.07	11.394	14:21:25.968	
8 -	30.709	98.6	45.281	81.4	25.603	117.7	1:41.593	86.22	3.585	14:23:07.561	
9 -	30.691	99.4	44.086	89.7	23.477	117.1	1:38.254 (2)	89.15	0.246	14:24:45.815	
10 -	30.459	100.3	46.045	79.7	24.770	117.7	1:41.274	86.49	3.266	14:26:27.089	
11 -	30.591	99.4	44.379	92.1	23.636	115.9	1:38.606	88.83	0.598	14:28:05.695	
12 -	32.997	89.7	48.492	66.0	29.720	94.9	1:51.209	78.76	13.201	14:29:56.904	

P15 82		Stewart CALDER					Caterham 420R				
IDEAL LAP TIME : 1:38.043		BEST LAP TIME : 1:38.337					DIFFERENCE : 0.294				
LAP	SECTOR 1	SECTOR 2		SECTOR 3		LAP TIME	MPH	DIFF	TIME OF DAY		

Weather / Track : Bright / Dry

Avon Tyres Caterham Seven 420R Championship

QUALIFYING - SECTOR ANALYSIS



SECTOR 1 = FL to I1, SECTOR 2 = I1 to I2, SECTOR 3 = I2 to FL, DIFF = Difference To Personal Best Lap, P = Crossed Finish Line in Pit Lane, D = Time Disallowed

LAP	SECTOR 1	SECTOR 2	SECTOR 3	LAP TIME	MPH	DIFF	TIME OF DAY				
1 -	OUTLAP	91.9	47.807	85.7	24.400	115.5	1:46.417	82.31	8.080	14:11:28.120	
2 -	31.214	96.2	44.593	85.2	24.125	117.1	1:39.932	87.65	1.595	14:13:08.052	
3 -	30.940	94.3	44.686	88.7	24.006	117.3	1:39.632	87.92	1.295	14:14:47.684	
4 -	31.082	98.8	44.618	88.1	IN PIT		2:42.531	P	53.89	1:04.194	14:17:30.215
5 -	OUTLAP	95.8	44.436	89.8	23.824	116.3	1:41.583	86.23	3.246	14:19:11.798	
6 -	31.347	97.8	44.508	88.7	23.908	115.9	1:39.763	87.80	1.426	14:20:51.561	
7 -	31.323	97.9	44.305	89.5	23.785	115.3	1:39.413	88.11	1.076	14:22:30.974	
8 -	31.094	99.7	44.189	89.7	23.792	116.5	1:39.075	(3)	88.41	0.738	14:24:10.049
9 -	31.002	98.2	44.127	89.8	23.902	116.5	1:39.031	(2)	88.45	0.694	14:25:49.080
10 -	30.818	99.1	44.622	90.4	23.639	118.1	1:39.079	88.41	0.742	14:27:28.159	
11 -	30.865	99.4	43.586	90.8	23.886	116.1	1:38.337	(1)	89.07		14:29:06.496

P16 56		Andres SINCLAIR				Caterham 420R					
IDEAL LAP TIME : 1:38.210		BEST LAP TIME : 1:38.338				DIFFERENCE : 0.128					
LAP	SECTOR 1	SECTOR 2	SECTOR 3	LAP TIME	MPH	DIFF	TIME OF DAY				
1 -	OUTLAP	97.8	45.134	83.8	24.162	118.7	1:43.391	84.72	5.053	14:11:12.190	
2 -	31.122	99.4	44.428	84.3	23.583	122.4	1:39.133	88.36	0.795	14:12:51.323	
3 -	31.273	95.0	44.997	87.1	27.276	97.2	1:43.546	84.59	5.208	14:14:34.869	
4 -	31.984	100.9	44.169	88.8	24.473	120.9	1:40.626	87.05	2.288	14:16:15.495	
5 -	30.587	100.9	44.455	88.4	23.693	120.4	1:38.735	(3)	88.72	0.397	14:17:54.230
6 -	31.476	97.5	45.952	58.5	26.189	118.1	1:43.617	84.54	5.279	14:19:37.847	
7 -	31.159	100.7	49.913	65.0	27.686	119.4	1:48.758	80.54	10.420	14:21:26.605	
8 -	31.016	99.5	44.577	81.6	23.692	118.9	1:39.285	88.22	0.947	14:23:05.890	
9 -	30.828	98.8	52.438	87.4	24.073	119.4	1:47.339	81.60	9.001	14:24:53.229	
10 -	30.540	101.6	44.095	91.4	23.703	118.9	1:38.338	(1)	89.07		14:26:31.567
11 -	30.532	101.3	44.222	82.7	23.715	119.4	1:38.469	(2)	88.96	0.131	14:28:10.036
12 -	30.895	100.7	47.825	58.7	27.500	96.5	1:46.220	82.46	7.882	14:29:56.256	

P17 19		Justin ARMSTRONG				Caterham 420R					
IDEAL LAP TIME : 1:38.458		BEST LAP TIME : 1:38.719				DIFFERENCE : 0.261					
LAP	SECTOR 1	SECTOR 2	SECTOR 3	LAP TIME	MPH	DIFF	TIME OF DAY				
1 -	OUTLAP	93.0	48.533	79.3	24.639	117.7	1:50.147	79.52	11.428	14:11:04.633	
2 -	31.198	98.1	44.248	87.2	23.993	119.1	1:39.439	(2)	88.09	0.720	14:12:44.072
3 -	31.451	92.8	44.530	80.6	24.151	119.4	1:40.132	(3)	87.48	1.413	14:14:24.204
4 -	32.975	94.1	48.748	87.6	23.733	118.5	1:45.456	83.06	6.737	14:16:09.660	
5 -	31.070	99.4	43.741	91.5	23.908	116.3	1:38.719	(1)	88.73		14:17:48.379
6 -	35.572	42.5	48.762	69.2	IN PIT		4:40.709	P	31.20	3:01.990	14:22:29.088
7 -	OUTLAP	98.2	45.340	87.1	24.007	116.3	1:45.554	82.98	6.835	14:24:14.642	
8 -	31.444	97.8	45.329	84.0	24.650	117.1	1:41.423	86.36	2.704	14:25:56.065	

P18 93		Mike EVANS				Caterham 420R					
IDEAL LAP TIME : 1:38.450		BEST LAP TIME : 1:38.806				DIFFERENCE : 0.356					
LAP	SECTOR 1	SECTOR 2	SECTOR 3	LAP TIME	MPH	DIFF	TIME OF DAY				
1 -	OUTLAP	84.7	46.183	86.8	IN PIT		2:13.166	P	65.78	34.360	14:11:29.820
2 -	OUTLAP	97.1	44.673	89.0	24.052	116.1	1:41.591	86.22	2.785	14:13:11.411	
3 -	30.967	97.3	44.873	90.6	24.093	115.5	1:39.933	87.65	1.127	14:14:51.344	
4 -	31.164	95.8	44.410	90.5	23.903	115.5	1:39.477	88.05	0.671	14:16:30.821	
5 -	31.149	97.2	44.484	88.3	IN PIT		2:30.341	P	58.26	51.535	14:19:01.162
6 -	OUTLAP	66.2	46.459	87.0	24.230	114.7	1:52.108	78.13	13.302	14:20:53.270	
7 -	31.089	97.5	44.423	82.8	23.941	114.1	1:39.453	(3)	88.08	0.647	14:22:32.723
8 -	31.447	97.8	44.438	89.8	23.765	117.1	1:39.650	87.90	0.844	14:24:12.373	
9 -	30.694	99.4	43.991	90.1	24.121	116.1	1:38.806	(1)	88.65		14:25:51.179
10 -	30.942	98.1	44.096	90.9	23.819	117.9	1:38.857	(2)	88.61	0.051	14:27:30.036

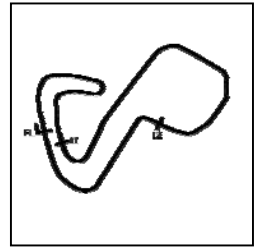
P19 22		Paul BROWES				Caterham 420R				
IDEAL LAP TIME : 1:38.838		BEST LAP TIME : 1:38.888				DIFFERENCE : 0.050				
LAP	SECTOR 1	SECTOR 2	SECTOR 3	LAP TIME	MPH	DIFF	TIME OF DAY			
1 -	OUTLAP	82.7	45.920	86.0	24.232	114.7	1:47.429	81.54	8.541	14:10:59.090
2 -	32.033	96.2	44.634	90.0	23.791	118.5	1:40.458	87.19	1.570	14:12:39.548
3 -	32.802	69.2	46.664	88.3	23.921	114.3	1:43.387	84.72	4.499	14:14:22.935

Weather / Track : Bright / Dry

Brands Hatch GP
Circuit Length = 2.4332 miles
Start: 14:09 Flag 14:29 End: 14:30

Avon Tyres Caterham Seven 420R Championship

QUALIFYING - SECTOR ANALYSIS



SECTOR 1 = FL to I1, SECTOR 2 = I1 to I2, SECTOR 3 = I2 to FL, DIFF = Difference To Personal Best Lap, P = Crossed Finish Line in Pit Lane, D = Time Disallowed

4 -	31.524	99.1	44.917	91.8	23.801	118.1	1:40.242	87.38	1.354	14:16:03.177
5 -	31.085	99.2	44.055	92.0	23.748	117.9	1:38.888 (1)	88.58		14:17:42.065
6 -	32.752	91.3	45.995	87.3	23.855	117.3	1:42.602	85.37	3.714	14:19:24.667
7 -	31.121	99.4	45.477	80.0	26.153	95.7	1:42.751	85.25	3.863	14:21:07.418
8 -	36.615	74.8	59.549	85.2	24.799	118.1	2:00.963	72.41	22.075	14:23:08.381
9 -	31.491	99.5	44.667	87.1	24.253	116.7	1:40.411	87.23	1.523	14:24:48.792
10 -	31.519	97.9	44.431	89.9	23.698	118.9	1:39.648 (3)	87.90	0.760	14:26:28.440
11 -	31.261	100.6	44.271	86.1	23.788	120.0	1:39.320 (2)	88.19	0.432	14:28:07.760

P20 6		Ian SPARSHOTT					Caterham 420R				
IDEAL LAP TIME : 1:38.888		BEST LAP TIME : 1:38.888					DIFFERENCE : 0.000				
LAP	SECTOR 1	SECTOR 2		SECTOR 3		LAP TIME	MPH	DIFF	TIME OF DAY		
1 -	OUTLAP	89.7	46.501	82.9	24.911	118.7	1:47.326	81.61	8.438	14:11:21.266	
2 -	31.650	97.3	45.150	83.8	24.558	117.3	1:41.358	86.42	2.470	14:13:02.624	
3 -	31.213	97.8	44.730	83.4	24.100	117.3	1:40.043	87.56	1.155	14:14:42.667	
4 -	30.995	97.9	44.379	86.4	24.150	118.7	1:39.524 (3)	88.01	0.636	14:16:22.191	
5 -	31.037	98.6	44.493	82.7	24.232	117.1	1:39.762	87.80	0.874	14:18:01.953	
6 -	30.955	98.6	44.356	86.9	24.076	117.1	1:39.387 (2)	88.13	0.499	14:19:41.340	
7 -	31.629	92.3	49.827	75.7	24.887	117.1	1:46.343	82.37	7.455	14:21:27.683	
8 -	31.147	98.2	47.509	82.3	24.793	115.5	1:43.449	84.67	4.561	14:23:11.132	
9 -	31.021	97.9	45.588	83.1	24.720	116.3	1:41.329	86.44	2.441	14:24:52.461	
10 -	31.005	98.2	45.080	87.3	24.258	117.7	1:40.343	87.29	1.455	14:26:32.804	
11 -	30.730	98.6	44.226	87.8	23.932	117.5	1:38.888 (1)	88.58		14:28:11.692	

P21 5		Peter RIMER					Caterham 420R				
IDEAL LAP TIME : 1:39.274		BEST LAP TIME : 1:39.383					DIFFERENCE : 0.109				
LAP	SECTOR 1	SECTOR 2		SECTOR 3		LAP TIME	MPH	DIFF	TIME OF DAY		
1 -	OUTLAP	93.7	46.793	80.0	24.154	117.7	1:46.481	82.26	7.098	14:11:19.132	
2 -	31.765	97.1	45.788	81.8	23.819	119.6	1:41.372	86.41	1.989	14:13:00.504	
3 -	31.102	98.6	44.513	86.7	24.893	117.7	1:40.508	87.15	1.125	14:14:41.012	
4 -	31.219	99.8	44.959	85.2	23.979	118.1	1:40.157	87.46	0.774	14:16:21.169	
5 -	31.188	98.8	44.353	86.3	23.842	118.1	1:39.383 (1)	88.14		14:18:00.552	
6 -	31.361	98.2	44.740	82.9	IN PIT		2:47.702 P	52.23	1:08.319	14:20:48.254	
7 -	OUTLAP	61.5	58.425	75.6	26.897	112.9	2:07.732	68.57	28.349	14:22:55.986	
8 -	31.692	98.6	45.156	82.9	24.204	115.1	1:41.052	86.68	1.669	14:24:37.038	
9 -	31.205	98.6	44.602	82.2	24.302	114.7	1:40.109 (3)	87.50	0.726	14:26:17.147	
10 -	31.456	98.9	45.152	84.2	24.074	114.5	1:40.682	87.00	1.299	14:27:57.829	
11 -	31.215	98.6	44.425	82.6	23.943	115.9	1:39.583 (2)	87.96	0.200	14:29:37.412	

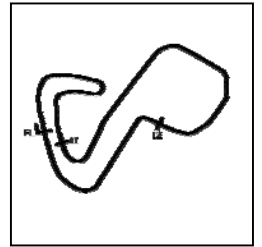
P22 33		Barry MOORE					Caterham 420R				
IDEAL LAP TIME : 1:39.629		BEST LAP TIME : 1:39.859					DIFFERENCE : 0.230				
LAP	SECTOR 1	SECTOR 2		SECTOR 3		LAP TIME	MPH	DIFF	TIME OF DAY		
1 -	OUTLAP	95.1	46.002	83.8	24.125	117.7	1:45.845	82.76	5.986	14:11:10.341	
2 -	31.623	96.9	44.903	86.3	24.173	117.1	1:40.699 (3)	86.99	0.840	14:12:51.040	
3 -	31.388	98.2	45.598	83.5	24.371	115.3	1:41.357	86.42	1.498	14:14:32.397	
4 -	31.790	96.6	45.102	86.2	24.350	120.0	1:41.242	86.52	1.383	14:16:13.639	
5 -	30.967	98.6	44.814	87.3	24.115	116.7	1:39.896 (2)	87.68	0.037	14:17:53.535	
6 -	31.543	98.6	46.217	62.0	24.820	118.7	1:42.580	85.39	2.721	14:19:36.115	
7 -	32.565	99.2	48.901	60.7	25.566	118.1	1:47.032	81.84	7.173	14:21:23.147	
8 -	31.395	99.1	45.521	79.7	23.893	121.3	1:40.809	86.89	0.950	14:23:03.956	
9 -	31.192	99.1	44.769	84.4	23.898	115.5	1:39.859 (1)	87.72		14:24:43.815	
10 -	31.729	97.2	46.295	85.0	23.937	118.3	1:41.961	85.91	2.102	14:26:25.776	
11 -	30.967	100.3	45.989	80.8	25.806	117.7	1:42.762	85.24	2.903	14:28:08.538	
12 -	31.372	97.9	45.569	79.3	24.563	115.3	1:41.504	86.30	1.645	14:29:50.042	

P23 2		Matthew REEVE					Caterham 420R				
IDEAL LAP TIME : 1:39.815		BEST LAP TIME : 1:39.869					DIFFERENCE : 0.054				
LAP	SECTOR 1	SECTOR 2		SECTOR 3		LAP TIME	MPH	DIFF	TIME OF DAY		
1 -	OUTLAP	91.3	45.950	83.5	24.401	117.3	1:45.372	83.13	5.503	14:11:15.373	
2 -	32.108	96.0	44.837	86.8	23.987	115.7	1:40.932	86.78	1.063	14:12:56.305	

Weather / Track : Bright / Dry

Avon Tyres Caterham Seven 420R Championship

QUALIFYING - SECTOR ANALYSIS



SECTOR 1 = FL to I1, SECTOR 2 = I1 to I2, SECTOR 3 = I2 to FL, DIFF = Difference To Personal Best Lap, P = Crossed Finish Line in Pit Lane, D = Time Disallowed

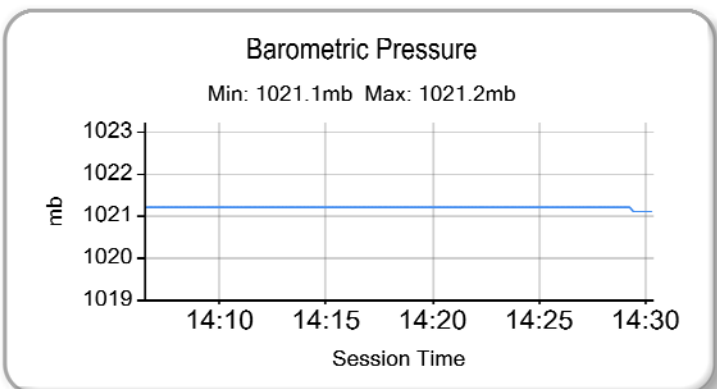
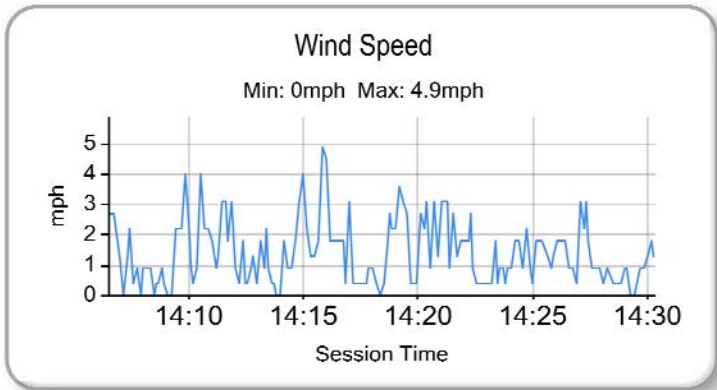
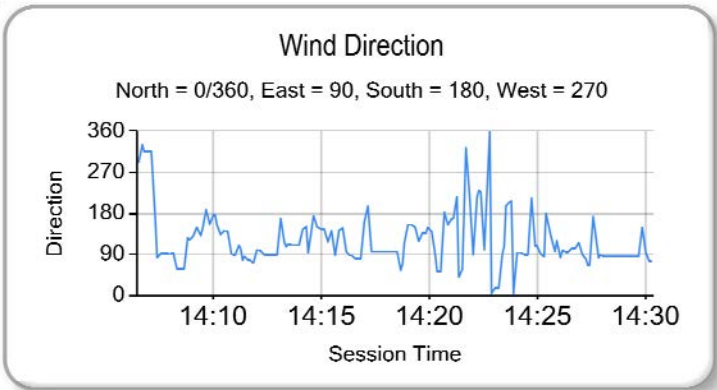
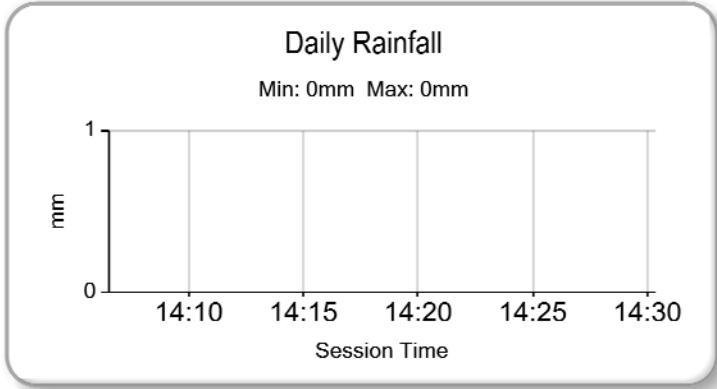
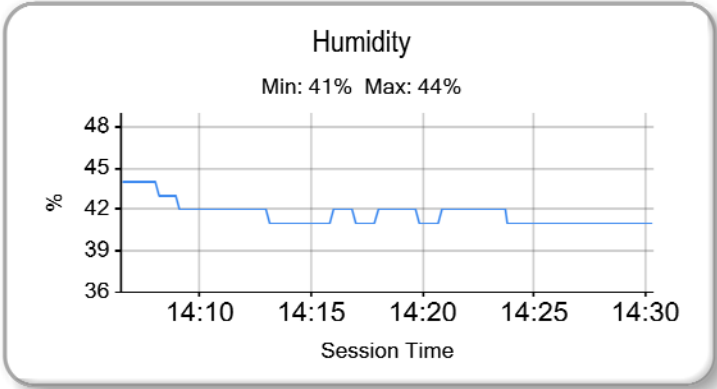
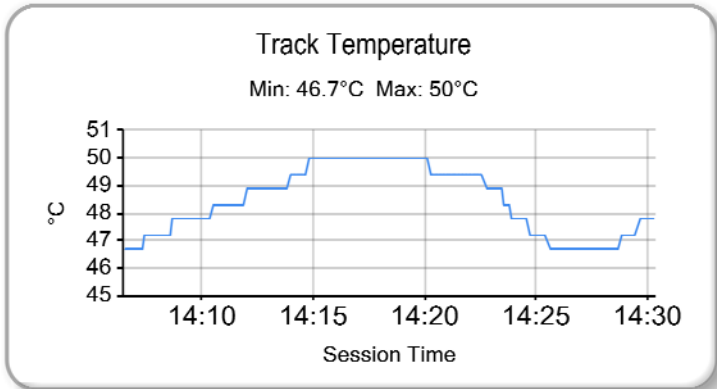
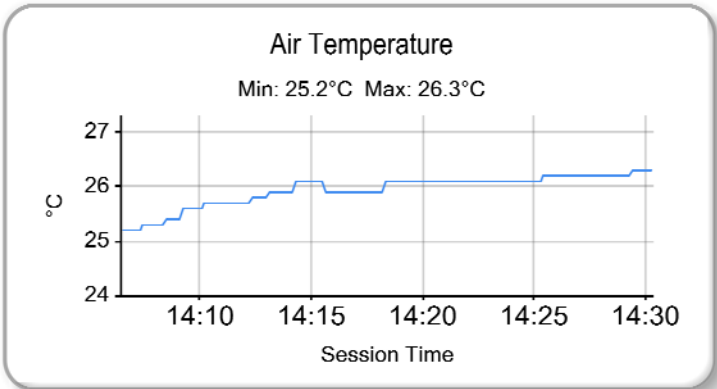
3 -	31.786	98.3	44.778	85.5	23.978	116.5	1:40.542 (2)	87.12	0.673	14:14:36.847
4 -	31.717	92.6	44.765	86.5	24.209	118.1	1:40.691	86.99	0.822	14:16:17.538
5 -	31.296	98.1	45.034	84.5	24.278	116.3	1:40.608 (3)	87.06	0.739	14:17:58.146
6 -	31.456	96.5	45.666	80.7	24.506	116.3	1:41.628	86.19	1.759	14:19:39.774
7 -	31.373	98.6	46.869	77.7	24.656	116.1	1:42.898	85.13	3.029	14:21:22.672
8 -	31.303	97.9	46.561	82.0	24.134	117.1	1:41.998	85.88	2.129	14:23:04.670
9 -	31.350	98.2	44.735	87.4	23.784	117.5	1:39.869 (1)	87.71		14:24:44.539
10 -	31.355	99.2	45.129	86.2	24.276	115.3	1:40.760	86.93	0.891	14:26:25.299
11 -	31.330	97.3	46.397	79.5	24.325	118.1	1:42.052	85.83	2.183	14:28:07.351

P24 14		Luke BROWES					Caterham 420R				
IDEAL LAP TIME : 1:39.511		BEST LAP TIME : 1:39.875					DIFFERENCE : 0.364				
LAP	SECTOR 1	SECTOR 2		SECTOR 3		LAP TIME	MPH	DIFF	TIME OF DAY		
1 -	OUTLAP	91.3	46.810	87.8	24.872	116.3	1:48.626	80.64	8.751	14:11:01.211	
2 -	32.208	97.8	46.200	88.8	24.281	117.3	1:42.689	85.30	2.814	14:12:43.900	
3 -	32.670	98.1	47.496	88.5	24.214	116.5	1:44.380	83.92	4.505	14:14:28.280	
4 -	31.625	96.9	45.194	76.0	24.131	117.9	1:40.950	86.77	1.075	14:16:09.230	
5 -	31.154	98.9	45.031	87.4	23.705	119.1	1:39.890 (2)	87.69	0.015	14:17:49.120	
6 -	34.042	98.1	47.661	69.9	25.049	117.5	1:46.752	82.05	6.877	14:19:35.872	
7 -	33.942	95.7	46.784	78.4	24.746	114.5	1:45.472	83.05	5.597	14:21:21.344	
8 -	31.738	98.3	45.430	84.6	25.335	117.9	1:42.503	85.45	2.628	14:23:03.847	
9 -	34.401	94.6	47.015	89.4	24.015	118.9	1:45.431	83.08	5.556	14:24:49.278	
10 -	31.889	98.9	45.007	88.0	23.970	117.9	1:40.866 (3)	86.84	0.991	14:26:30.144	
11 -	31.366	98.6	44.652	86.1	23.857	118.1	1:39.875 (1)	87.70		14:28:10.019	
12 -	31.639	99.2	45.408	79.3	24.955	107.5	1:42.002	85.87	2.127	14:29:52.021	

P25 69		Stephen COLLINS					Caterham 420R				
IDEAL LAP TIME : 1:39.979		BEST LAP TIME : 1:40.233					DIFFERENCE : 0.254				
LAP	SECTOR 1	SECTOR 2		SECTOR 3		LAP TIME	MPH	DIFF	TIME OF DAY		
1 -	OUTLAP	95.8	48.495	64.9	24.936	113.7	1:48.255	80.91	8.022	14:11:32.976	
2 -	31.794	97.9	44.934	85.8	23.941	115.7	1:40.669	87.01	0.436	14:13:13.645	
3 -	31.584	98.1	44.697	86.1	24.061	115.3	1:40.342 (3)	87.29	0.109	14:14:53.987	
4 -	31.492	98.5	44.774	86.2	23.967	115.1	1:40.233 (1)	87.39		14:16:34.220	
5 -	31.558	97.2	44.661	88.3	24.092	113.5	1:40.311 (2)	87.32	0.078	14:18:14.531	
6 -	31.529	97.3	44.888	90.6	24.193	113.7	1:40.610	87.06	0.377	14:19:55.141	
7 -	31.434	98.1	44.889	86.0	24.169	113.3	1:40.492	87.16	0.259	14:21:35.633	
8 -	31.442	97.9	45.000	87.9	24.016	114.3	1:40.458	87.19	0.225	14:23:16.091	
9 -	31.377	97.9	44.948	88.4	24.062	115.1	1:40.387	87.26	0.154	14:24:56.478	

Avon Tyres Caterham Seven 420R Championship

QUALIFYING - WEATHER CONDITIONS



Weather / Track : Bright / Dry

Results can be found at www.tsl-timing.com

Brands Hatch GP
 Circuit Length = 2.4332 miles
 Start: 14:09 Flag 14:29 End: 14:30

Printed - 14:42 Saturday, 04 August 2018

Avon Tyres Caterham Seven 420R Championship - Race 1 - Round 9
EVENT RACE 6 - GRID (30 minutes)

ROW 13	25	1:40.233	69 Stephen COLLINS					
ROW 12			23	1:39.869	2 Matthew REEVE	24	1:39.875	14 Luke BROWES
ROW 11	21	1:39.383	5 Peter RIMER	22	1:39.859	33 Barry MOORE		
ROW 10			19	1:38.888	22 Paul BROWES	20	1:38.888	6 Ian SPARSHOTT
ROW 9	17	1:38.719	19 Justin ARMSTRONG	18	1:38.806	93 Mike EVANS		
ROW 8			15	1:38.337	82 Stewart CALDER	16	1:38.338	56 Andres SINCLAIR
ROW 7	13	1:37.913	9 Matt DYER	14	1:38.008	10 Henry HEATON		
ROW 6			11	1:37.770	90 Jack BROWN	12	1:37.826	20 David HENDERSON
ROW 5	9	1:37.640	64 Tom EDEN	10	1:37.693	58 Richard AINSCOUGH		
ROW 4			7	1:37.591	15 Luke STEVENS	8	1:37.632	35 Andrew MCMILLAN
ROW 3	5	1:37.408	4 Anthony BARNES	6	1:37.527	3 John BYRNE		
ROW 2			3	1:37.150	47 Alexander KOEBERLE	4	1:37.201	78 Danny WINSTANLEY
ROW 1	1	1:36.933	18 Sean BYRNE	2	1:36.986	27 William SMITH		
Pole								

Brands Hatch GP
 Circuit Length = 2.4332 miles

These results are provisional until the conclusion of any judicial and technical matters.

Clerk Of Course :	Timekeeper :
-------------------	--------------

Results can be found at www.tsl-timing.com

Printed - 14:35 Saturday, 04 August 2018



Avon Tyres Caterham Seven 420R Championship - Race 1 - Round 9

EVENT RACE 6 - CLASSIFICATION - AMENDED

POS	NO	NAME	ENTRY	LAPS	TIME	GAP	DIFF	MPH	BEST	ON
1	78	Danny WINSTANLEY	Caterham 420R	19	31:26.766			88.21	1:38.239	9
2	27	William SMITH	Caterham 420R	19	31:26.802	0.036	0.036	88.21	1:38.038	7
3	69	Stephen COLLINS	Caterham 420R	19	31:34.564	7.798	7.762	87.84	1:38.298	7
4	90*	Jack BROWN	Caterham 420R	19	31:37.450	10.684	2.886	87.71	1:38.383	8
5	58*	Richard AINSCOUGH	Caterham 420R	19	31:37.516	10.750	0.066	87.71	1:38.362	4
6	6	Ian SPARSHOTT	Caterham 420R	19	31:51.048	24.282	13.532	87.09	1:39.299	3
7	33	Barry MOORE	Caterham 420R	19	31:51.185	24.419	0.137	87.08	1:39.041	13
8	56*	Andres SINCLAIR	Caterham 420R	19	31:52.717	25.951	1.532	87.01	1:38.121	3
9	5	Peter RIMER	Caterham 420R	19	31:57.754	30.988	5.037	86.78	1:39.166	3
10	19	Justin ARMSTRONG	Caterham 420R	19	31:59.989	33.223	2.235	86.68	1:38.966	3
11	18	Sean BYRNE	Caterham 420R	19	32:02.484	35.718	2.495	86.57	1:37.635	8
12	14	Luke BROWES	Caterham 420R	19	32:05.280	38.514	2.796	86.44	1:39.621	9
13	2	Matthew REEVE	Caterham 420R	19	32:09.430	42.664	4.150	86.26	1:39.753	10
14	22	Paul BROWES	Caterham 420R	19	32:24.984	58.218	15.554	85.57	1:40.181	13
15	20	David HENDERSON	Caterham 420R	19	32:48.627	1:21.861	23.643	84.54	1:38.089	17
16	93	Mike EVANS	Caterham 420R	18	31:42.863	1 Lap	1 Lap	82.86	1:39.609	9

NOT CLASSIFIED

DNF	15	Luke STEVENS	Caterham 420R	19	32:05.684	38.917	0.000	86.43	1:37.570	8
DNF	3*	John BYRNE	Caterham 420R	17	28:07.477	2 Laps	2 Laps	88.24	1:37.688	4
DNF	10*	Henry HEATON	Caterham 420R	17	28:11.879	2 Laps	4.402	88.01	1:37.666	11
DNF	35	Andrew MCMILLAN	Caterham 420R	16	26:27.100	3 Laps	1 Lap	88.31	1:37.958	13
DNF	64*	Tom EDEN	Caterham 420R	16	26:32.966	3 Laps	5.866	87.98	1:37.174	11
DNF	82*	Stewart CALDER	Caterham 420R	12	20:51.464	7 Laps	4 Laps	83.99	1:38.492	12
DNF	47	Alexander KOEBERLE	Caterham 420R	4	6:42.718	15 Laps	8 Laps	87.00	1:38.886	3
DNF	4	Anthony BARNES	Caterham 420R	0						
DNF	9	Matt DYER	Caterham 420R	0						

FASTEST LAP

64	Tom EDEN	Caterham 420R	11	1:37.174	90.14 mph	145.07 kph
----	----------	---------------	----	----------	-----------	------------

Cars 10, 56, 58, 64 & 90 – 5 Second penalty for exceeding track limits

Car 3 - Given a 5 grid place penalty at his future race and 3 penalty points, for C1.1.5 Driving in a manner incompatible with general safety

Car 82 - Given a formal reprimand and 2 penalty points, for C1.1.5 Driving in a manner incompatible with general safety

Brands Hatch GP

Circuit Length = 2.4332 miles

Start: 10:47 Flag 11:19 End: 11:20

Weather / Track : Sunny / Dry

These results are provisional until the conclusion of any judicial and technical matters.

Clerk Of Course :	Timekeeper :
-------------------	--------------

Results can be found at www.tsl-timing.com

Printed - 16:52 Monday, 06 August 2018



Avon Tyres Caterham Seven 420R Championship - Race 1 - Round 9

EVENT RACE 6 - LAP CHART

LAP 1 @ 10:49:25.635			LAP 2 @ 10:51:04.450			LAP 3 @ 10:52:42.960			LAP 4 @ 10:54:21.518			LAP 5 @ 10:56:01.016		
NO	BEHIND	LAP TIME	NO	BEHIND	LAP TIME	NO	BEHIND	LAP TIME	NO	BEHIND	LAP TIME	NO	BEHIND	LAP TIME
27		1:44.610	78		1:38.494	35		1:38.323	35		1:38.558	35		1:39.498
78	0.321	1:44.931	35	0.187	1:38.221	78	0.083	1:38.593	78	0.033	1:38.508	78	0.163	1:39.628
18	0.590	1:45.200	3	0.990	1:38.709	3	0.974	1:38.494	3	0.104	1:37.688	27	0.175	1:38.949
35	0.781	1:45.391	27	1.179	1:39.994	27	1.026	1:38.357	27	0.724	1:38.256	3	0.182	1:39.576
3	1.096	1:45.706	18	1.496	1:39.721	47	1.884	1:38.886	10	1.763	1:38.355	10	0.235	1:37.970
47	1.107	1:45.717	47	1.508	1:39.216	10	1.966	1:38.416	47	2.225	1:38.899	15	1.988	1:39.148
10	1.772	1:46.382	10	2.060	1:39.103	18	2.318	1:39.332	18	2.266	1:38.506	18	2.170	1:39.402
15	1.884	1:46.494	15	2.514	1:39.445	15	2.355	1:38.351	15	2.338	1:38.541	64	3.611	1:39.650
90	2.436	1:47.046	90	2.526	1:38.905	90	2.791	1:38.775	20	3.217	1:38.536	58	3.814	1:39.218
20	2.906	1:47.516	20	3.357	1:39.266	20	3.239	1:38.392	64	3.459	1:38.471	90	3.826	1:39.558
64	3.054	1:47.664	64	3.642	1:39.403	64	3.546	1:38.414	90	3.766	1:39.533	56	4.203	1:39.053
56	3.566	1:48.176	58	4.231	1:39.479	56	4.067	1:38.121	58	4.094	1:38.362	82	4.328	1:38.838
58	3.567	1:48.177	56	4.456	1:39.705	58	4.290	1:38.569	56	4.648	1:39.139	69	4.706	1:38.851
82	4.281	1:48.891	82	4.467	1:39.001	82	4.462	1:38.505	82	4.988	1:39.084	6	9.080	1:40.108
6	4.678	1:49.288	69	4.912	1:38.949	69	5.148	1:38.746	69	5.353	1:38.763	5	10.955	1:40.081
69	4.778	1:49.388	6	6.528	1:40.665	6	7.317	1:39.299	6	8.470	1:39.711	33	11.371	1:39.934
22	5.502	1:50.112	33	7.618	1:40.376	33	9.027	1:39.919	5	10.372	1:39.831	19	15.270	1:40.239
33	6.057	1:50.667	5	8.443	1:41.000	5	9.099	1:39.166	33	10.935	1:40.466	14	17.906	1:42.702
5	6.258	1:50.868	14	9.790	1:42.115	14	11.788	1:40.508	19	14.529	1:40.110	2	18.121	1:42.070
14	6.490	1:51.100	2	10.231	1:42.033	93	12.805	1:39.812	14	14.702	1:41.472	93	18.205	1:42.989
2	7.013	1:51.623	93	11.503	1:43.094	19	12.977	1:38.966	93	14.714	1:40.467	22	30.130	1:43.244
93	7.224	1:51.834	19	12.521	1:39.770	2	13.657	1:41.936	2	15.549	1:40.450	20	1:24.889	3:01.170 P
19	11.566	1:56.176	22	20.376	1:53.689	22	23.146	1:41.280	22	26.384	1:41.796			

Weather / Track : Sunny / Dry

Brands Hatch GP

Circuit Length = 2.4332 miles

Start: 10:47 Flag 11:19 End: 11:20

Avon Tyres Caterham Seven 420R Championship - Race 1 - Round 9

EVENT RACE 6 - LAP CHART

LAP 6 @ 10:57:39.436			LAP 7 @ 10:59:17.768			LAP 8 @ 11:00:56.465			LAP 9 @ 11:02:34.766			LAP 10 @ 11:04:13.744		
NO	BEHIND	LAP TIME	NO	BEHIND	LAP TIME	NO	BEHIND	LAP TIME	NO	BEHIND	LAP TIME	NO	BEHIND	LAP TIME
35		1:38.420	78		1:38.248	35		1:38.355	78		1:38.239	35		1:38.859
78	0.084	1:38.341	35	0.342	1:38.674	78	0.062	1:38.759	35	0.119	1:38.420	3	0.055	1:38.459
10	0.482	1:38.667	10	0.351	1:38.201	10	0.514	1:38.860	10	0.357	1:38.144	78	0.105	1:39.083
27	1.049	1:39.294	27	0.755	1:38.038	3	0.524	1:38.379	3	0.574	1:38.351	27	0.888	1:38.734
3	1.100	1:39.338	3	0.842	1:38.074	27	0.713	1:38.655	18	0.777	1:38.121	15	0.997	1:38.248
15	2.463	1:38.895	18	2.019	1:37.769	18	0.957	1:37.635	27	1.132	1:38.720	10	1.724	1:40.345
18	2.582	1:38.832	15	2.197	1:38.066	15	1.070	1:37.570	15	1.727	1:38.958	64	2.692	1:38.330
64	4.244	1:39.053	64	3.974	1:38.062	64	3.584	1:38.307	64	3.340	1:38.057	18	3.305	1:41.506
90	4.360	1:38.954	56	4.759	1:38.280	90	4.769	1:38.383	90	4.965	1:38.497	56	5.059	1:38.970
56	4.811	1:39.028	90	5.083	1:39.055	56	5.150	1:39.088	56	5.067	1:38.218	90	5.140	1:39.153
58	4.851	1:39.457	58	5.248	1:38.729	58	5.286	1:38.735	58	5.511	1:38.526	58	5.584	1:39.051
82	5.220	1:39.312	69	5.502	1:38.298	69	5.465	1:38.660	69	6.360	1:39.196	69	5.822	1:38.440
69	5.536	1:39.250	6	13.242	1:40.543	6	14.827	1:40.282	6	16.413	1:39.887	6	17.921	1:40.486
6	11.031	1:40.371	5	15.490	1:40.511	5	17.833	1:41.040	19	19.678	1:39.494	19	20.428	1:39.728
5	13.311	1:40.776	33	15.914	1:40.771	33	17.880	1:40.663	33	20.418	1:40.839	33	20.889	1:39.449
33	13.475	1:40.524	19	17.976	1:39.853	19	18.485	1:39.206	5	21.056	1:41.524	5	21.908	1:39.830
19	16.455	1:39.605	93	21.276	1:40.000	93	23.060	1:40.481	93	24.368	1:39.609	14	26.520	1:40.631
93	19.608	1:39.823	14	22.502	1:40.102	14	23.547	1:39.742	14	24.867	1:39.621	93	26.581	1:41.191
14	20.732	1:41.246	2	23.513	1:40.689	2	25.125	1:40.309	2	26.886	1:40.062	2	27.661	1:39.753
2	21.156	1:41.455	22	38.533	1:42.091	22	41.217	1:41.381	22	44.102	1:41.186	22	46.129	1:41.005
22	34.774	1:43.064	82	1:00.560	2:33.672	82	1:01.261	1:39.398	82	1:01.579	1:38.619	82	1:01.552	1:38.951
20	1:28.350	1:41.881	20	1:29.514	1:39.496	20	1:29.763	1:38.946	20	1:29.809	1:38.347	20	1:29.406	1:38.575

Weather / Track : Sunny / Dry

Results can be found at www.tsl-timing.com

Page 2 of 4

Brands Hatch GP

Circuit Length = 2.4332 miles

Start: 10:47 Flag 11:19 End: 11:20

Printed - 11:26 Sunday, 05 August 2018

Avon Tyres Caterham Seven 420R Championship - Race 1 - Round 9

EVENT RACE 6 - LAP CHART

LAP 11 @ 11:05:52.548			LAP 12 @ 11:07:31.325			LAP 13 @ 11:09:09.811			LAP 14 @ 11:10:49.144			LAP 15 @ 11:12:28.314		
NO	BEHIND	LAP TIME	NO	BEHIND	LAP TIME	NO	BEHIND	LAP TIME	NO	BEHIND	LAP TIME	NO	BEHIND	LAP TIME
35		1:38.804	78		1:38.540	15		1:37.991	15		1:39.333	15		1:39.170
3	0.033	1:38.782	3	0.280	1:39.024	78	0.299	1:38.785	78	0.024	1:39.058	78	0.101	1:39.247
78	0.237	1:38.936	15	0.495	1:38.705	3	0.655	1:38.861	3	0.135	1:38.813	10	0.132	1:38.845
15	0.567	1:38.374	10	0.750	1:38.941	10	0.655	1:38.391	10	0.457	1:39.135	3	0.400	1:39.435
27	0.567	1:38.483	27	1.085	1:39.295	35	0.752	1:37.958	35	0.808	1:39.389	35	0.412	1:38.774
10	0.586	1:37.666	35	1.280	1:40.057	27	1.207	1:38.608	27	0.947	1:39.073	64	1.129	1:39.142
64	1.062	1:37.174	64	1.292	1:39.007	64	1.468	1:38.662	64	1.157	1:39.022	27	1.408	1:39.631
18	4.751	1:40.250	90	7.636	1:40.254	90	7.970	1:38.820	93	1 Lap	2:50.738 P	90	7.300	1:38.795
56	5.867	1:39.612	69	7.940	1:40.223	69	8.364	1:38.910	90	7.675	1:39.038	58	8.173	1:38.976
90	6.159	1:39.823	58	8.651	1:40.943	58	8.649	1:38.484	58	8.367	1:39.051	69	8.220	1:38.973
58	6.485	1:39.705	18	10.851	1:44.877	18	16.611	1:44.246	69	8.417	1:39.386	93	1 Lap	1:44.913
69	6.494	1:39.476	56	17.960	1:50.870	56	19.419	1:39.945	56	19.909	1:39.823	56	20.696	1:39.957
6	19.385	1:40.268	6	20.959	1:40.351	6	22.060	1:39.587	18	20.498	1:43.220	6	22.869	1:39.721
33	22.523	1:40.438	19	23.419	1:39.581	19	24.211	1:39.278	6	22.318	1:39.591	18	23.463	1:42.135
19	22.615	1:40.991	33	23.704	1:39.958	33	24.259	1:39.041	19	24.158	1:39.280	19	24.471	1:39.483
5	23.154	1:40.050	5	24.059	1:39.682	5	24.789	1:39.216	33	24.715	1:39.789	33	25.235	1:39.690
93	28.897	1:41.120	14	30.684	1:40.507	14	32.186	1:39.988	5	24.930	1:39.474	5	26.205	1:40.445
14	28.954	1:41.238	2	31.247	1:40.496	2	32.901	1:40.140	14	33.461	1:40.608	14	34.817	1:40.526
2	29.528	1:40.671	93	31.838	1:41.718	22	51.571	1:40.181	2	34.281	1:40.713	2	35.583	1:40.472
22	48.048	1:40.723	22	49.876	1:40.605	20	1:29.676	1:39.784	22	52.624	1:40.386	22	54.095	1:40.641
82	1:01.449	1:38.701	82	1:01.164	1:38.492				20	1:28.959	1:38.616	20	1:28.014	1:38.225
20	1:28.913	1:38.311	20	1:28.378	1:38.242									

Weather / Track : Sunny / Dry

Results can be found at www.tsl-timing.com

Page 3 of 4

Brands Hatch GP

Circuit Length = 2.4332 miles

Start: 10:47 Flag 11:19 End: 11:20

Printed - 11:26 Sunday, 05 August 2018

Avon Tyres Caterham Seven 420R Championship - Race 1 - Round 9

EVENT RACE 6 - LAP CHART

LAP 16 @ 11:14:07.913			LAP 17 @ 11:15:47.904			LAP 18 @ 11:17:26.992			LAP 19 @ 11:19:07.791		
NO	BEHIND	LAP TIME	NO	BEHIND	LAP TIME	NO	BEHIND	LAP TIME	NO	BEHIND	LAP TIME
10		1:39.467	10		1:39.991	78		1:38.935	78		1:40.799
15	0.201	1:39.800	78	0.153	1:39.778	15	0.592	1:39.144	27	0.036	1:39.921
35	0.212	1:39.399	15	0.536	1:40.326	27	0.914	1:38.746	90	5.684	1:39.599
78	0.366	1:39.864	3	0.598	1:40.212	90	6.884	1:40.076	58	5.750	1:39.613
3	0.377	1:39.576	27	1.256	1:40.080	58	6.936	1:40.021	69	7.798	1:40.615
64	1.078	1:39.548	90	5.896	1:39.224	69	7.982	1:39.852	93	1 Lap	1:41.544
27	1.167	1:39.358	58	6.003	1:38.931	93	1 Lap	1:41.239	56	20.951	1:40.011
90	6.663	1:38.962	69	7.218	1:39.497	56	21.739	1:39.625	6	24.282	1:40.888
58	7.063	1:38.489	93	1 Lap	1:41.843	6	24.193	1:40.705	33	24.419	1:39.373
69	7.712	1:39.091	56	21.202	1:40.445	33	25.845	1:40.309	5	30.988	1:41.430
93	1 Lap	1:40.448	6	22.576	1:39.470	5	30.357	1:41.953	19	33.223	1:42.671
56	20.748	1:39.651	19	24.254	1:39.516	19	31.351	1:46.185	18	35.718	1:43.278
6	23.097	1:39.827	33	24.624	1:39.244	18	33.239	1:42.487	14	38.514	1:40.645
19	24.729	1:39.857	5	27.492	1:40.600	14	38.668	1:40.773	15	38.917	2:19.124 P
33	25.371	1:39.735	18	29.840	1:42.437	2	42.783	1:41.149	2	42.664	1:40.680
5	26.883	1:40.277	14	36.983	1:40.637	22	57.909	1:40.773	22	58.218	1:41.108
18	27.394	1:43.530	2	40.722	1:40.870	20	1:24.167	1:38.244	20	1:21.861	1:38.493
14	36.337	1:41.119	22	56.224	1:40.740						
2	39.843	1:43.859	20	1:25.011	1:38.089						
22	55.475	1:40.979									
20	1:26.913	1:38.498									

Weather / Track : Sunny / Dry

Results can be found at www.tsl-timing.com

Page 4 of 4

Brands Hatch GP
 Circuit Length = 2.4332 miles
 Start: 10:47 Flag 11:19 End: 11:20

Printed - 11:26 Sunday, 05 August 2018

Avon Tyres Caterham Seven 420R Championship - Race 1 - Round 9

EVENT RACE 6 - BEST SECTORS

SECTOR 1			SECTOR 2			SECTOR 3			IDEAL / BEST COMPARISON						
POS	NO	NAME	TIME	NO	NAME	TIME	NO	NAME	TIME	POS	NO	NAME	IDEAL	BEST	DIFF
													PERFECT LAP	1:37.174	
1	64	EDEN	30.498	64	EDEN	43.504	64	EDEN	23.172	1	64	EDEN	1:37.174	1:37.174	0.000
2	35	MCMILLAN	30.545	15	STEVENS	43.536	35	MCMILLAN	23.195	2	18	BYRNE	1:37.384	1:37.635	0.251
3	78	WINSTANLEY	30.607	18	BYRNE	43.551	18	BYRNE	23.198	3	15	STEVENS	1:37.441	1:37.570	0.129
4	15	STEVENS	30.609	78	WINSTANLEY	43.606	3	BYRNE	23.218	4	35	MCMILLAN	1:37.501	1:37.958	0.457
5	18	BYRNE	30.635	10	HEATON	43.654	10	HEATON	23.255	5	10	HEATON	1:37.555	1:37.666	0.111
6	3	BYRNE	30.645	56	SINCLAIR	43.672	82	CALDER	23.258	6	3	BYRNE	1:37.610	1:37.688	0.078
7	10	HEATON	30.646	27	SMITH	43.700	56	SINCLAIR	23.289	7	78	WINSTANLEY	1:37.639	1:38.239	0.600
8	69	COLLINS	30.699	20	HENDERSON	43.743	15	STEVENS	23.296	8	56	SINCLAIR	1:37.797	1:38.121	0.324
9	90	BROWN	30.710	3	BYRNE	43.747	27	SMITH	23.319	9	27	SMITH	1:37.850	1:38.038	0.188
10	58	AINSCOUGH	30.712	35	MCMILLAN	43.761	69	COLLINS	23.341	10	82	CALDER	1:37.853	1:38.492	0.639
11	20	HENDERSON	30.742	82	CALDER	43.805	90	BROWN	23.345	11	20	HENDERSON	1:37.951	1:38.089	0.138
12	19	ARMSTRONG	30.744	58	AINSCOUGH	43.861	47	KOEBERLE	23.411	12	69	COLLINS	1:37.973	1:38.298	0.325
13	82	CALDER	30.790	69	COLLINS	43.933	78	WINSTANLEY	23.426	13	90	BROWN	1:38.013	1:38.383	0.370
14	27	SMITH	30.831	90	BROWN	43.958	58	AINSCOUGH	23.444	14	58	AINSCOUGH	1:38.017	1:38.362	0.345
15	56	SINCLAIR	30.836	19	ARMSTRONG	44.047	20	HENDERSON	23.466	15	47	KOEBERLE	1:38.451	1:38.886	0.435
16	5	RIMER	30.869	5	RIMER	44.102	5	RIMER	23.511	16	5	RIMER	1:38.482	1:39.166	0.684
17	47	KOEBERLE	30.884	47	KOEBERLE	44.156	33	MOORE	23.575	17	19	ARMSTRONG	1:38.571	1:38.966	0.395
18	6	SPARSHOTT	30.900	33	MOORE	44.276	14	BROWES	23.622	18	33	MOORE	1:38.879	1:39.041	0.162
19	33	MOORE	31.028	6	SPARSHOTT	44.362	19	ARMSTRONG	23.780	19	6	SPARSHOTT	1:39.080	1:39.299	0.219
20	93	EVANS	31.114	93	EVANS	44.421	22	BROWES	23.781	20	93	EVANS	1:39.340	1:39.609	0.269
21	2	REEVE	31.231	14	BROWES	44.468	93	EVANS	23.805	21	14	BROWES	1:39.448	1:39.621	0.173
22	14	BROWES	31.358	2	REEVE	44.479	6	SPARSHOTT	23.818	22	2	REEVE	1:39.528	1:39.753	0.225
23	22	BROWES	31.423	22	BROWES	44.744	2	REEVE	23.818	23	22	BROWES	1:39.948	1:40.181	0.233
24															
25															

Weather / Track : Sunny / Dry

Results can be found at www.tsl-timing.com

Brands Hatch GP

Circuit Length = 2.4332 miles

Start: 10:47 Flag 11:19 End: 11:20

Printed - 11:25 Sunday, 05 August 2018

Avon Tyres Caterham Seven 420R Championship - Race 1 - Round 9

EVENT RACE 6 - BEST SPEEDS

POS	INTERMEDIATE 1			INTERMEDIATE 2			FINISH LINE		
	NO	NAME	MPH	NO	NAME	MPH	NO	NAME	MPH
1	18	BYRNE	102.7	56	SINCLAIR	96.9	3	BYRNE	124.9
2	35	MCMILLAN	102.1	20	HENDERSON	96.1	15	STEVENS	124.7
3	56	SINCLAIR	101.9	90	BROWN	93.9	35	MCMILLAN	124.7
4	3	BYRNE	101.9	58	AINSCOUGH	93.4	27	SMITH	124.2
5	82	CALDER	101.9	19	ARMSTRONG	93.2	56	SINCLAIR	124.2
6	27	SMITH	101.6	35	MCMILLAN	93.0	10	HEATON	123.8
7	78	WINSTANLEY	101.3	78	WINSTANLEY	92.9	82	CALDER	123.5
8	90	BROWN	101.2	82	CALDER	92.8	18	BYRNE	123.1
9	33	MOORE	101.2	93	EVANS	92.5	5	RIMER	122.6
10	20	HENDERSON	101.0	10	HEATON	92.5	64	EDEN	122.6
11	5	RIMER	100.9	14	BROWES	92.4	47	KOEBERLE	122.2
12	15	STEVENS	100.9	3	BYRNE	92.4	78	WINSTANLEY	122.0
13	10	HEATON	100.7	69	COLLINS	92.1	69	COLLINS	121.7
14	64	EDEN	100.6	18	BYRNE	92.1	14	BROWES	121.7
15	47	KOEBERLE	100.6	27	SMITH	91.5	33	MOORE	121.5
16	69	COLLINS	100.4	15	STEVENS	91.5	58	AINSCOUGH	121.3
17	19	ARMSTRONG	100.3	47	KOEBERLE	91.5	93	EVANS	121.3
18	58	AINSCOUGH	99.8	33	MOORE	90.8	90	BROWN	121.1
19	2	REEVE	99.8	6	SPARSHOTT	90.6	19	ARMSTRONG	121.1
20	22	BROWES	99.8	22	BROWES	90.5	20	HENDERSON	120.9
21	6	SPARSHOTT	99.7	64	EDEN	90.3	2	REEVE	120.4
22	14	BROWES	99.7	2	REEVE	89.9	6	SPARSHOTT	119.6
23	93	EVANS	99.2	5	RIMER	87.8	22	BROWES	118.1
24									
25									

Weather / Track : Sunny / Dry

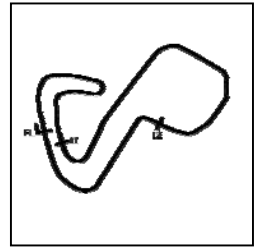
Results can be found at www.tsl-timing.com

Brands Hatch GP
Circuit Length = 2.4332 miles
Start: 10:47 Flag 11:19 End: 11:20

Printed - 11:26 Sunday, 05 August 2018

Avon Tyres Caterham Seven 420R Championship - Race 1 - Round 9

EVENT RACE 6 - SECTOR ANALYSIS



SECTOR 1 = FL to I1, SECTOR 2 = I1 to I2, SECTOR 3 = I2 to FL, DIFF = Difference To Personal Best Lap, P = Crossed Finish Line in Pit Lane, D = Time Disallowed

P1 78		Danny WINSTANLEY					Caterham 420R				
IDEAL LAP TIME : 1:37.639		BEST LAP TIME : 1:38.239			DIFFERENCE : 0.600						
LAP	SECTOR 1	SECTOR 2	SECTOR 3	LAP TIME	MPH	DIFF	TIME OF DAY				
1 -		101.2	44.220	89.4	23.744	119.1	1:44.931	83.48	6.692	10:49:25.956	
2 -	30.889	99.5	44.040	89.5	23.565	115.3	1:38.494	88.93	0.255	10:51:04.450	
3 -	30.816	100.1	44.259	88.7	23.518	120.9	1:38.593	88.84	0.354	10:52:43.043	
4 -	30.607	99.2	44.283	90.0	23.618	118.3	1:38.508	88.92	0.269	10:54:21.551	
5 -	31.062	101.2	44.234	92.9	24.332	119.1	1:39.628	87.92	1.389	10:56:01.179	
6 -	30.901	100.7	43.765	90.5	23.675	116.1	1:38.341 (3)	89.07	0.102	10:57:39.520	
7 -	30.958	100.9	43.606	89.4	23.684	116.7	1:38.248 (2)	89.16	0.009	10:59:17.768	
8 -	31.067	101.3	44.046	89.5	23.646	116.3	1:38.759	88.69	0.520	11:00:56.527	
9 -	30.971	98.5	43.694	89.1	23.574	116.9	1:38.239 (1)	89.16		11:02:34.766	
10 -	30.969	98.6	44.124	85.5	23.990	115.1	1:39.083	88.40	0.844	11:04:13.849	
11 -	31.082	101.0	44.232	85.4	23.622	122.0	1:38.936	88.54	0.697	11:05:52.785	
12 -	30.964	98.9	43.971	90.4	23.605	116.1	1:38.540	88.89	0.301	11:07:31.325	
13 -	30.923	99.4	44.029	90.6	23.833	116.1	1:38.785	88.67	0.546	11:09:10.110	
14 -	30.833	99.1	44.557	87.9	23.668	119.1	1:39.058	88.43	0.819	11:10:49.168	
15 -	31.297	99.5	44.230	90.6	23.720	100.6	1:39.247	88.26	1.008	11:12:28.415	
16 -	31.970	98.5	44.468	82.7	23.426	118.5	1:39.864	87.71	1.625	11:14:08.279	
17 -	31.621	95.7	44.605	91.0	23.552	120.0	1:39.778	87.79	1.539	11:15:48.057	
18 -	30.951	99.1	44.325	88.6	23.659	115.5	1:38.935	88.54	0.696	11:17:26.992	
19 -	30.952	99.2	45.749	86.0	24.098	114.1	1:40.799	86.90	2.560	11:19:07.791	

P2 27		William SMITH					Caterham 420R				
IDEAL LAP TIME : 1:37.850		BEST LAP TIME : 1:38.038			DIFFERENCE : 0.188						
LAP	SECTOR 1	SECTOR 2	SECTOR 3	LAP TIME	MPH	DIFF	TIME OF DAY				
1 -		98.3	44.234	91.0	24.048	115.7	1:44.610	83.73	6.572	10:49:25.635	
2 -	32.101	98.8	43.956	91.5	23.937	117.3	1:39.994	87.60	1.956	10:51:05.629	
3 -	30.993	95.3	43.704	89.5	23.660	119.1	1:38.357 (3)	89.06	0.319	10:52:43.986	
4 -	31.005	101.0	43.700	85.9	23.551	119.6	1:38.256 (2)	89.15	0.218	10:54:22.242	
5 -	30.954	101.6	44.244	81.4	23.751	121.1	1:38.949	88.52	0.911	10:56:01.191	
6 -	31.242	99.2	44.388	86.0	23.664	119.8	1:39.294	88.22	1.256	10:57:40.485	
7 -	30.968	100.1	43.729	87.4	23.341	121.3	1:38.038 (1)	89.35		10:59:18.523	
8 -	31.142	100.3	43.911	80.9	23.602	124.2	1:38.655	88.79	0.617	11:00:57.178	
9 -	31.662	96.2	43.739	83.0	23.319	121.1	1:38.720	88.73	0.682	11:02:35.898	
10 -	31.036	96.6	44.026	90.6	23.672	119.8	1:38.734	88.72	0.696	11:04:14.632	
11 -	31.161	101.0	43.843	85.3	23.479	124.0	1:38.483	88.94	0.445	11:05:53.115	
12 -	31.856	96.9	43.715	90.1	23.724	121.1	1:39.295	88.22	1.257	11:07:32.410	
13 -	31.224	101.0	43.942	82.4	23.442	120.0	1:38.608	88.83	0.570	11:09:11.018	
14 -	31.318	97.9	44.020	82.2	23.735	123.3	1:39.073	88.41	1.035	11:10:50.091	
15 -	31.678	97.3	44.358	85.7	23.595	118.7	1:39.631	87.92	1.593	11:12:29.722	
16 -	31.322	97.9	44.683	85.0	23.353	123.3	1:39.358	88.16	1.320	11:14:09.080	
17 -	32.775	92.1	43.813	90.5	23.492	119.1	1:40.080	87.52	2.042	11:15:49.160	
18 -	31.535	99.2	43.740	87.9	23.471	120.9	1:38.746	88.71	0.708	11:17:27.906	
19 -	30.831	100.1	44.671	89.0	24.419	115.3	1:39.921	87.66	1.883	11:19:07.827	

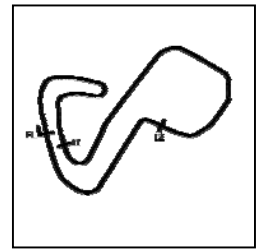
P3 69		Stephen COLLINS					Caterham 420R				
IDEAL LAP TIME : 1:37.973		BEST LAP TIME : 1:38.298			DIFFERENCE : 0.325						
LAP	SECTOR 1	SECTOR 2	SECTOR 3	LAP TIME	MPH	DIFF	TIME OF DAY				
1 -		95.5	45.070	87.7	23.887	119.1	1:49.388	80.08	11.090	10:49:30.413	
2 -	31.330	98.5	44.278	88.4	23.341	119.4	1:38.949	88.52	0.651	10:51:09.362	
3 -	31.068	99.5	44.005	92.1	23.673	118.1	1:38.746	88.71	0.448	10:52:48.108	
4 -	30.699	100.0	44.383	85.2	23.681	119.6	1:38.763	88.69	0.465	10:54:26.871	
5 -	30.942	99.8	44.293	86.7	23.616	120.0	1:38.851	88.61	0.553	10:56:05.722	
6 -	31.156	100.3	44.682	86.9	23.412	120.4	1:39.250	88.26	0.952	10:57:44.972	
7 -	30.902	99.5	43.956	90.0	23.440	120.0	1:38.298 (1)	89.11		10:59:23.270	
8 -	31.067	98.5	44.249	89.3	23.344	121.7	1:38.660 (3)	88.78	0.362	11:01:01.930	
9 -	31.294	99.2	44.256	87.3	23.646	118.1	1:39.196	88.30	0.898	11:02:41.126	
10 -	31.019	98.8	43.933	85.9	23.488	119.8	1:38.440 (2)	88.98	0.142	11:04:19.566	
11 -	31.119	98.6	44.479	88.7	23.878	120.0	1:39.476	88.05	1.178	11:05:59.042	
12 -	31.060	97.2	45.385	89.1	23.778	117.5	1:40.223	87.40	1.925	11:07:39.265	

Weather / Track : Sunny / Dry

Brands Hatch GP
Circuit Length = 2.4332 miles
Start: 10:47 Flag 11:19 End: 11:20

Avon Tyres Caterham Seven 420R Championship - Race 1 - Round 9

EVENT RACE 6 - SECTOR ANALYSIS



SECTOR 1 = FL to I1, SECTOR 2 = I1 to I2, SECTOR 3 = I2 to FL, DIFF = Difference To Personal Best Lap, P = Crossed Finish Line in Pit Lane, D = Time Disallowed

13 -	30.818	98.6	44.511	90.5	23.581	118.5	1:38.910	88.56	0.612	11:09:18.175
14 -	30.802	98.8	45.049	87.9	23.535	119.1	1:39.386	88.13	1.088	11:10:57.561
15 -	31.201	99.8	44.293	90.1	23.479	117.3	1:38.973	88.50	0.675	11:12:36.534
16 -	31.049	100.4	44.226	86.8	23.816	116.5	1:39.091	88.40	0.793	11:14:15.625
17 -	31.168	98.3	44.363	84.8	23.966	116.3	1:39.497	88.04	1.199	11:15:55.122
18 -	31.261	97.8	44.803	89.4	23.788	116.3	1:39.852	87.72	1.554	11:17:34.974
19 -	31.160	98.9	44.565	87.6	24.890	113.5	1:40.615	87.06	2.317	11:19:15.589

P4 90		Jack BROWN					Caterham 420R				
IDEAL LAP TIME : 1:38.013		BEST LAP TIME : 1:38.383					DIFFERENCE : 0.370				
LAP	SECTOR 1	SECTOR 2	SECTOR 3	LAP TIME	MPH	DIFF	TIME OF DAY				
1 -		97.5	45.595	91.5	23.428	118.9	1:47.046	81.83	8.663	10:49:28.071	
2 -	31.454	97.5	44.077	87.0	23.374	120.4	1:38.905	88.56	0.522	10:51:06.976	
3 -	31.095	100.0	44.274	89.4	23.406	119.6	1:38.775 (3)	88.68	0.392	10:52:45.751	
4 -	31.135	99.5	45.053	89.2	23.345	119.8	1:39.533	88.00	1.150	10:54:25.284	
5 -	30.844	101.2	45.095	87.9	23.619	120.4	1:39.558	87.98	1.175	10:56:04.842	
6 -	31.098	98.5	44.499	91.0	23.357	121.1	1:38.954	88.52	0.571	10:57:43.796	
7 -	31.028	99.1	44.499	89.3	23.528	119.8	1:39.055	88.43	0.672	10:59:22.851	
8 -	30.719	98.2	44.133	91.3	23.531	117.3	1:38.383 (1)	89.03		11:01:01.234	
9 -	30.963	97.5	44.014	93.5	23.520	118.3	1:38.497 (2)	88.93	0.114	11:02:39.731	
10 -	31.658	96.2	43.958	89.4	23.537	120.4	1:39.153	88.34	0.770	11:04:18.884	
11 -	31.463	98.9	44.261	93.9	24.099	117.7	1:39.823	87.75	1.440	11:05:58.707	
12 -	30.971	98.3	45.095	93.0	24.188	114.5	1:40.254	87.37	1.871	11:07:38.961	
13 -	30.899	97.5	44.317	91.0	23.604	116.1	1:38.820	88.64	0.437	11:09:17.781	
14 -	30.710	99.7	44.642	91.3	23.686	115.7	1:39.038	88.44	0.655	11:10:56.819	
15 -	30.915	99.4	44.096	92.1	23.784	114.9	1:38.795	88.66	0.412	11:12:35.614	
16 -	30.933	99.2	44.317	92.0	23.712	115.5	1:38.962	88.51	0.579	11:14:14.576	
17 -	31.012	99.7	44.499	91.9	23.713	116.3	1:39.224	88.28	0.841	11:15:53.800	
18 -	31.371	96.5	44.773	91.6	23.932	115.5	1:40.076	87.53	1.693	11:17:33.876	
19 -	31.424	96.9	44.172	85.2	24.003	116.3	1:39.599	87.95	1.216	11:19:13.475	

P5 58		Richard AINSCOUGH					Caterham 420R				
IDEAL LAP TIME : 1:38.017		BEST LAP TIME : 1:38.362					DIFFERENCE : 0.345				
LAP	SECTOR 1	SECTOR 2	SECTOR 3	LAP TIME	MPH	DIFF	TIME OF DAY				
1 -		92.5	45.045	86.3	23.912	118.9	1:48.177	80.97	9.815	10:49:29.202	
2 -	31.382	99.8	44.456	89.7	23.641	119.8	1:39.479	88.05	1.117	10:51:08.681	
3 -	30.859	99.8	44.027	88.7	23.683	120.6	1:38.569	88.87	0.207	10:52:47.250	
4 -	30.786	98.6	44.085	82.6	23.491	119.6	1:38.362 (1)	89.05		10:54:25.612	
5 -	30.856	97.9	44.479	90.3	23.883	118.1	1:39.218	88.28	0.856	10:56:04.830	
6 -	31.098	96.5	44.693	86.8	23.666	118.9	1:39.457	88.07	1.095	10:57:44.287	
7 -	31.197	99.8	43.999	89.0	23.533	120.4	1:38.729	88.72	0.367	10:59:23.016	
8 -	30.901	97.8	44.290	92.1	23.544	121.3	1:38.735	88.72	0.373	11:01:01.751	
9 -	31.136	99.1	43.861	89.4	23.529	118.9	1:38.526	88.90	0.164	11:02:40.277	
10 -	31.173	97.6	44.220	86.4	23.658	118.9	1:39.051	88.43	0.689	11:04:19.328	
11 -	31.123	96.2	44.427	92.0	24.155	120.0	1:39.705	87.85	1.343	11:05:59.033	
12 -	30.929	97.3	45.020	93.4	24.994	115.5	1:40.943	86.78	2.581	11:07:39.976	
13 -	30.933	98.2	44.107	90.6	23.444	118.3	1:38.484 (2)	88.94	0.122	11:09:18.460	
14 -	30.712	99.4	44.695	90.6	23.644	116.3	1:39.051	88.43	0.689	11:10:57.511	
15 -	31.411	99.7	43.872	90.4	23.693	116.3	1:38.976	88.50	0.614	11:12:36.487	
16 -	30.858	99.5	43.990	90.0	23.641	117.7	1:38.489 (3)	88.94	0.127	11:14:14.976	
17 -	30.985	98.8	44.315	87.2	23.631	118.7	1:38.931	88.54	0.569	11:15:53.907	
18 -	31.374	95.5	44.886	90.3	23.761	116.5	1:40.021	87.58	1.659	11:17:33.928	
19 -	31.222	97.5	44.515	86.3	23.876	118.9	1:39.613	87.93	1.251	11:19:13.541	

P6 6		Ian SPARSHOTT					Caterham 420R				
IDEAL LAP TIME : 1:39.080		BEST LAP TIME : 1:39.299					DIFFERENCE : 0.219				
LAP	SECTOR 1	SECTOR 2	SECTOR 3	LAP TIME	MPH	DIFF	TIME OF DAY				
1 -		92.6	45.348	84.0	24.313	119.6	1:49.288	80.15	9.989	10:49:30.313	
2 -	31.614	96.0	45.185	89.8	23.866	116.3	1:40.665	87.01	1.366	10:51:10.978	
3 -	30.900	98.9	44.400	87.4	23.999	115.7	1:39.299 (1)	88.21		10:52:50.277	
4 -	31.011	98.1	44.832	89.9	23.868	116.7	1:39.711	87.85	0.412	10:54:29.988	
5 -	31.082	97.8	45.208	87.2	23.818	116.9	1:40.108	87.50	0.809	10:56:10.096	

Weather / Track : Sunny / Dry

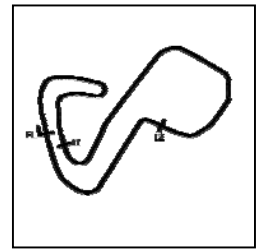
Brands Hatch GP

Circuit Length = 2.4332 miles

Start: 10:47 Flag 11:19 End: 11:20

Avon Tyres Caterham Seven 420R Championship - Race 1 - Round 9

EVENT RACE 6 - SECTOR ANALYSIS



SECTOR 1 = FL to I1, SECTOR 2 = I1 to I2, SECTOR 3 = I2 to FL, DIFF = Difference To Personal Best Lap, P = Crossed Finish Line in Pit Lane, D = Time Disallowed

6 -	31.052	97.9	45.094	83.5	24.225	116.3	1:40.371	87.27	1.072	10:57:50.467
7 -	31.579	97.6	44.922	85.1	24.042	116.7	1:40.543	87.12	1.244	10:59:31.010
8 -	31.216	98.1	45.092	87.4	23.974	116.5	1:40.282	87.35	0.983	11:01:11.292
9 -	31.056	96.9	44.785	88.5	24.046	116.3	1:39.887	87.69	0.588	11:02:51.179
10 -	31.009	97.9	45.522	88.8	23.955	116.5	1:40.486	87.17	1.187	11:04:31.665
11 -	31.211	96.9	44.951	86.8	24.106	116.5	1:40.268	87.36	0.969	11:06:11.933
12 -	30.924	98.2	45.231	89.8	24.196	115.9	1:40.351	87.29	1.052	11:07:52.284
13 -	30.974	97.8	44.657	89.9	23.956	116.7	1:39.587 (3)	87.96	0.288	11:09:31.871
14 -	31.080	98.6	44.619	89.4	23.892	116.7	1:39.591	87.95	0.292	11:11:11.462
15 -	30.922	99.2	44.660	85.9	24.139	114.9	1:39.721	87.84	0.422	11:12:51.183
16 -	31.167	98.5	44.654	89.1	24.006	115.3	1:39.827	87.75	0.528	11:14:31.010
17 -	31.061	99.4	44.362	87.7	24.047	116.5	1:39.470 (2)	88.06	0.171	11:16:10.480
18 -	31.015	99.7	45.489	86.7	24.201	116.3	1:40.705	86.98	1.406	11:17:51.185
19 -	31.225	92.1	45.670	90.6	23.993	116.7	1:40.888	86.82	1.589	11:19:32.073

P7 33 Barry MOORE		Caterham 420R							
IDEAL LAP TIME : 1:38.879		BEST LAP TIME : 1:39.041		DIFFERENCE : 0.162					

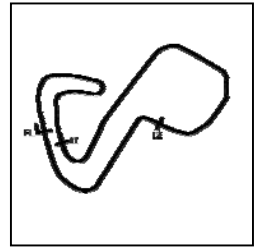
LAP	SECTOR 1	SECTOR 2	SECTOR 3	LAP TIME	MPH	DIFF	TIME OF DAY			
1 -	87.8	45.890	83.7	23.909	119.6	1:50.667	79.15	11.626	10:49:31.692	
2 -	31.406	101.2	45.017	84.2	23.953	117.7	1:40.376	87.27	1.335	10:51:12.068
3 -	31.397	97.6	44.632	85.2	23.890	118.1	1:39.919	87.66	0.878	10:52:51.987
4 -	31.127	98.5	45.341	83.7	23.998	118.7	1:40.466	87.19	1.425	10:54:32.453
5 -	31.360	98.6	44.834	86.8	23.740	119.8	1:39.934	87.65	0.893	10:56:12.387
6 -	31.427	99.2	45.467	86.1	23.630	121.5	1:40.524	87.14	1.483	10:57:52.911
7 -	31.547	100.1	45.246	89.0	23.978	119.8	1:40.771	86.92	1.730	10:59:33.682
8 -	31.254	98.5	44.653	90.5	24.756	116.7	1:40.663	87.02	1.622	11:01:14.345
9 -	31.728	97.5	45.271	89.1	23.840	118.3	1:40.839	86.86	1.798	11:02:55.184
10 -	31.173	99.1	44.531	87.8	23.745	119.1	1:39.449	88.08	0.408	11:04:34.633
11 -	31.028	99.8	45.509	88.4	23.901	116.7	1:40.438	87.21	1.397	11:06:15.071
12 -	31.423	98.2	44.839	83.8	23.696	120.4	1:39.958	87.63	0.917	11:07:55.029
13 -	31.055	100.0	44.406	87.0	23.580	118.5	1:39.041 (1)	88.44		11:09:34.070
14 -	31.757	97.9	44.276	88.7	23.756	118.3	1:39.789	87.78	0.748	11:11:13.859
15 -	31.484	98.6	44.416	90.8	23.790	117.3	1:39.690	87.87	0.649	11:12:53.549
16 -	31.410	99.5	44.611	88.5	23.714	117.7	1:39.735	87.83	0.694	11:14:33.284
17 -	31.095	99.2	44.310	89.8	23.839	118.9	1:39.244 (2)	88.26	0.203	11:16:12.528
18 -	31.210	100.4	45.211	85.7	23.888	115.9	1:40.309	87.32	1.268	11:17:52.837
19 -	31.431	97.8	44.367	90.3	23.575	121.5	1:39.373 (3)	88.15	0.332	11:19:32.210

P8 56 Andres SINCLAIR		Caterham 420R							
IDEAL LAP TIME : 1:37.797		BEST LAP TIME : 1:38.121		DIFFERENCE : 0.324					

LAP	SECTOR 1	SECTOR 2	SECTOR 3	LAP TIME	MPH	DIFF	TIME OF DAY			
1 -	94.3	45.436	81.3	23.597	124.0	1:48.176	80.97	10.055	10:49:29.201	
2 -	31.614	101.9	44.518	85.4	23.573	124.2	1:39.705	87.85	1.584	10:51:08.906
3 -	30.836	100.4	43.672	89.9	23.613	121.1	1:38.121 (1)	89.27		10:52:47.027
4 -	31.159	96.9	44.428	86.9	23.552	120.4	1:39.139	88.35	1.018	10:54:26.166
5 -	30.890	101.0	44.611	89.1	23.552	121.7	1:39.053	88.43	0.932	10:56:05.219
6 -	31.125	101.9	44.517	87.2	23.386	122.4	1:39.028	88.45	0.907	10:57:44.247
7 -	31.009	100.9	43.859	90.4	23.412	119.6	1:38.280 (3)	89.13	0.159	10:59:22.527
8 -	31.402	101.2	43.992	93.7	23.694	121.7	1:39.088	88.40	0.967	11:01:01.615
9 -	30.962	100.9	43.967	91.6	23.289	123.1	1:38.218 (2)	89.18	0.097	11:02:39.833
10 -	31.217	98.5	44.098	90.4	23.655	119.4	1:38.970	88.51	0.849	11:04:18.803
11 -	31.294	98.3	44.574	91.8	23.744	121.3	1:39.612	87.93	1.491	11:05:58.415
12 -	31.385	99.2	44.821	96.9	34.664	116.3	1:50.870	79.01	12.749	11:07:49.285
13 -	31.298	90.9	44.985	90.6	23.662	118.1	1:39.945	87.64	1.824	11:09:29.230
14 -	30.963	99.2	44.972	86.3	23.888	116.1	1:39.823	87.75	1.702	11:11:09.053
15 -	31.254	98.8	44.806	88.4	23.897	115.5	1:39.957	87.63	1.836	11:12:49.010
16 -	31.107	99.5	44.440	92.4	24.104	116.5	1:39.651	87.90	1.530	11:14:28.661
17 -	31.088	98.8	44.559	90.3	24.798	111.4	1:40.445	87.21	2.324	11:16:09.106
18 -	31.371	98.1	44.583	88.4	23.671	117.3	1:39.625	87.92	1.504	11:17:48.731
19 -	31.433	97.6	44.728	89.7	23.850	116.1	1:40.011	87.58	1.890	11:19:28.742

Avon Tyres Caterham Seven 420R Championship - Race 1 - Round 9

EVENT RACE 6 - SECTOR ANALYSIS



SECTOR 1 = FL to I1, SECTOR 2 = I1 to I2, SECTOR 3 = I2 to FL, DIFF = Difference To Personal Best Lap, P = Crossed Finish Line in Pit Lane, D = Time Disallowed

P9 5		Peter RIMER					Caterham 420R						
IDEAL LAP TIME : 1:38.482		BEST LAP TIME : 1:39.166			DIFFERENCE : 0.684								
LAP	SECTOR 1	SECTOR 2	SECTOR 3	LAP TIME	MPH	DIFF	TIME OF DAY						
1 -		94.9	45.726	77.5	23.833	121.7	1:50.868	79.01	11.702	10:49:31.893			
2 -	31.783	94.7	45.607	86.4	23.610	119.1	1:41.000	86.73	1.834	10:51:12.893			
3 -	31.313	98.1	44.342	86.7	23.511	122.6	1:39.166 (1)	88.33		10:52:52.059			
4 -	31.463	98.5	44.662	85.1	23.706	118.1	1:39.831	87.74	0.665	10:54:31.890			
5 -	31.014	98.9	45.232	87.3	23.835	117.7	1:40.081	87.52	0.915	10:56:11.971			
6 -	31.647	99.5	45.223	84.6	23.906	117.7	1:40.776	86.92	1.610	10:57:52.747			
7 -	31.579	97.3	45.158	86.4	23.774	117.5	1:40.511	87.15	1.345	10:59:33.258			
8 -	31.350	99.4	44.954	85.7	24.736	115.1	1:41.040	86.69	1.874	11:01:14.298			
9 -	32.290	93.3	45.375	85.1	23.859	119.8	1:41.524	86.28	2.358	11:02:55.822			
10 -	31.469	99.2	44.674	85.9	23.687	118.9	1:39.830	87.74	0.664	11:04:35.652			
11 -	30.869	98.3	45.398	87.7	23.783	120.0	1:40.050	87.55	0.884	11:06:15.702			
12 -	31.190	95.8	44.793	86.4	23.699	120.0	1:39.682	87.87	0.516	11:07:55.384			
13 -	31.316	100.6	44.223	87.3	23.677	120.4	1:39.216 (2)	88.29	0.050	11:09:34.600			
14 -	31.525	98.5	44.386	85.9	23.563	121.5	1:39.474 (3)	88.06	0.308	11:11:14.074			
15 -	32.435	100.1	44.102	87.8	23.908	117.3	1:40.445	87.21	1.279	11:12:54.519			
16 -	31.027	99.5	44.780	79.4	24.470	115.9	1:40.277	87.35	1.111	11:14:34.796			
17 -	31.161	100.9	45.312	81.9	24.127	116.5	1:40.600	87.07	1.434	11:16:15.396			
18 -	31.162	100.3	46.567	80.8	24.224	115.9	1:41.953	85.92	2.787	11:17:57.349			
19 -	31.571	95.7	45.532	80.2	24.327	116.1	1:41.430	86.36	2.264	11:19:38.779			

P10 19		Justin ARMSTRONG					Caterham 420R						
IDEAL LAP TIME : 1:38.571		BEST LAP TIME : 1:38.966			DIFFERENCE : 0.395								
LAP	SECTOR 1	SECTOR 2	SECTOR 3	LAP TIME	MPH	DIFF	TIME OF DAY						
1 -		98.1	46.335	86.3	24.188	115.5	1:56.176	75.40	17.210	10:49:37.201			
2 -	31.332	99.2	44.617	87.7	23.821	117.7	1:39.770	87.80	0.804	10:51:16.971			
3 -	30.744	100.3	44.334	85.1	23.888	120.4	1:38.966 (1)	88.51		10:52:55.937			
4 -	31.021	99.8	44.658	91.4	24.431	115.3	1:40.110	87.50	1.144	10:54:36.047			
5 -	31.485	98.1	44.597	85.0	24.157	115.9	1:40.239	87.38	1.273	10:56:16.286			
6 -	31.127	98.8	44.518	88.3	23.960	116.1	1:39.605	87.94	0.639	10:57:55.891			
7 -	31.457	97.9	44.337	88.6	24.059	116.3	1:39.853	87.72	0.887	10:59:35.744			
8 -	31.000	99.5	44.240	90.8	23.966	117.9	1:39.206 (2)	88.29	0.240	11:01:14.950			
9 -	31.423	97.5	44.113	90.8	23.958	115.7	1:39.494	88.04	0.528	11:02:54.444			
10 -	31.180	97.9	44.339	88.6	24.209	116.1	1:39.728	87.83	0.762	11:04:34.172			
11 -	31.177	98.5	46.034	86.9	23.780	121.1	1:40.991	86.73	2.025	11:06:15.163			
12 -	31.447	97.5	44.253	90.3	23.881	116.1	1:39.581	87.96	0.615	11:07:54.744			
13 -	31.076	99.4	44.172	93.2	24.030	116.7	1:39.278 (3)	88.23	0.312	11:09:34.022			
14 -	31.360	99.4	44.047	91.6	23.873	115.7	1:39.280	88.23	0.314	11:11:13.302			
15 -	31.069	99.5	44.468	87.9	23.946	116.5	1:39.483	88.05	0.517	11:12:52.785			
16 -	30.983	100.1	44.656	88.0	24.218	115.3	1:39.857	87.72	0.891	11:14:32.642			
17 -	31.126	99.8	44.572	88.4	23.818	116.1	1:39.516	88.02	0.550	11:16:12.158			
18 -	31.092	100.1	50.564	79.3	24.529	115.5	1:46.185	82.49	7.219	11:17:58.343			
19 -	32.035	94.2	45.576	81.1	25.060	87.9	1:42.671	85.31	3.705	11:19:41.014			

P11 18		Sean BYRNE					Caterham 420R						
IDEAL LAP TIME : 1:37.384		BEST LAP TIME : 1:37.635			DIFFERENCE : 0.251								
LAP	SECTOR 1	SECTOR 2	SECTOR 3	LAP TIME	MPH	DIFF	TIME OF DAY						
1 -		99.1	44.670	88.0	23.838	119.6	1:45.200	83.26	7.565	10:49:26.225			
2 -	31.632	98.5	44.385	90.4	23.704	122.2	1:39.721	87.84	2.086	10:51:05.946			
3 -	30.827	100.1	44.872	86.9	23.633	119.8	1:39.332	88.18	1.697	10:52:45.278			
4 -	30.898	102.2	43.990	85.8	23.618	118.9	1:38.506	88.92	0.871	10:54:23.784			
5 -	31.533	101.2	44.521	92.1	23.348	120.9	1:39.402	88.12	1.767	10:56:03.186			
6 -	31.039	102.7	44.595	90.0	23.198	122.6	1:38.832	88.63	1.197	10:57:42.018			
7 -	30.711	100.0	43.586	90.9	23.472	118.7	1:37.769 (2)	89.59	0.134	10:59:19.787			
8 -	30.635	100.7	43.551	84.5	23.449	123.1	1:37.635 (1)	89.72		11:00:57.422			
9 -	31.273	99.5	43.642	89.0	23.206	123.1	1:38.121 (3)	89.27	0.486	11:02:35.543			
10 -	31.068	100.7	46.523	90.5	23.915	114.7	1:41.506	86.29	3.871	11:04:17.049			
11 -	31.120	96.8	45.093	84.8	24.037	113.9	1:40.250	87.37	2.615	11:05:57.299			
12 -	31.221	98.2	48.093	75.3	25.563	111.2	1:44.877	83.52	7.242	11:07:42.176			

Weather / Track : Sunny / Dry

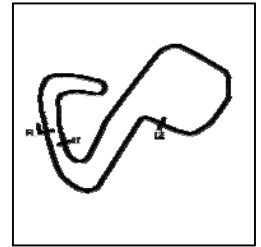
Brands Hatch GP

Circuit Length = 2.4332 miles

Start: 10:47 Flag 11:19 End: 11:20

Avon Tyres Caterham Seven 420R Championship - Race 1 - Round 9

EVENT RACE 6 - SECTOR ANALYSIS



SECTOR 1 = FL to I1, SECTOR 2 = I1 to I2, SECTOR 3 = I2 to FL, DIFF = Difference To Personal Best Lap, P = Crossed Finish Line in Pit Lane, D = Time Disallowed

13 -	32.225	96.4	47.493	79.7	24.528	112.9	1:44.246	84.03	6.611	11:09:26.422
14 -	31.792	96.5	47.288	82.1	24.140	115.9	1:43.220	84.86	5.585	11:11:09.642
15 -	31.751	97.8	46.085	84.4	24.299	112.7	1:42.135	85.76	4.500	11:12:51.777
16 -	31.530	98.2	46.755	83.6	25.245	113.5	1:43.530	84.61	5.895	11:14:35.307
17 -	31.893	98.2	45.924	81.7	24.620	112.4	1:42.437	85.51	4.802	11:16:17.744
18 -	31.792	96.4	46.409	83.1	24.286	113.5	1:42.487	85.47	4.852	11:18:00.231
19 -	31.700	96.6	46.075	78.2	25.503	105.3	1:43.278	84.81	5.643	11:19:43.509

P12 14		Luke BROWES				Caterham 420R				
IDEAL LAP TIME : 1:39.448		BEST LAP TIME : 1:39.621				DIFFERENCE : 0.173				
LAP	SECTOR 1	SECTOR 2	SECTOR 3	LAP TIME	MPH	DIFF	TIME OF DAY			
1 -		95.8	45.964	79.9	23.622	121.7	1:51.100	78.84	11.479	10:49:32.125
2 -	31.912	95.0	46.165	91.8	24.038	117.7	1:42.115	85.78	2.494	10:51:14.240
3 -	31.601	98.3	45.013	92.4	23.894	116.9	1:40.508	87.15	0.887	10:52:54.748
4 -	31.677	98.8	45.137	86.2	24.658	118.1	1:41.472	86.32	1.851	10:54:36.220
5 -	32.011	97.6	45.987	88.0	24.704	116.7	1:42.702	85.29	3.081	10:56:18.922
6 -	31.427	99.1	45.821	86.8	23.998	118.1	1:41.246	86.52	1.625	10:58:00.168
7 -	31.648	98.9	44.676	87.9	23.778	117.9	1:40.102	87.50	0.481	10:59:40.270
8 -	31.407	99.2	44.704	86.9	23.631	120.0	1:39.742 (2)	87.82	0.121	11:01:20.012
9 -	31.450	98.5	44.468	88.5	23.703	120.0	1:39.621 (1)	87.93		11:02:59.633
10 -	31.438	98.1	45.126	92.4	24.067	117.1	1:40.631	87.04	1.010	11:04:40.264
11 -	32.319	96.4	45.217	90.8	23.702	118.7	1:41.238	86.52	1.617	11:06:21.502
12 -	31.358	98.6	45.070	91.5	24.079	116.7	1:40.507	87.15	0.886	11:08:02.009
13 -	31.480	97.9	44.691	90.0	23.817	116.7	1:39.988 (3)	87.60	0.367	11:09:41.997
14 -	31.740	99.1	44.778	91.5	24.090	114.9	1:40.608	87.06	0.987	11:11:22.605
15 -	31.684	98.9	44.746	89.8	24.096	114.7	1:40.526	87.14	0.905	11:13:03.131
16 -	31.490	99.7	45.452	90.1	24.177	115.9	1:41.119	86.62	1.498	11:14:44.250
17 -	31.447	97.6	45.121	88.0	24.069	116.5	1:40.637	87.04	1.016	11:16:24.887
18 -	31.425	99.7	45.319	87.2	24.029	117.3	1:40.773	86.92	1.152	11:18:05.660
19 -	31.679	98.3	45.005	90.0	23.961	117.1	1:40.645	87.03	1.024	11:19:46.305

P13 2		Matthew REEVE				Caterham 420R				
IDEAL LAP TIME : 1:39.528		BEST LAP TIME : 1:39.753				DIFFERENCE : 0.225				
LAP	SECTOR 1	SECTOR 2	SECTOR 3	LAP TIME	MPH	DIFF	TIME OF DAY			
1 -		93.2	45.633	81.6	23.826	120.4	1:51.623	78.47	11.870	10:49:32.648
2 -	31.924	94.9	46.058	86.8	24.051	118.9	1:42.033	85.85	2.280	10:51:14.681
3 -	31.602	96.1	45.478	83.4	24.856	118.1	1:41.936	85.93	2.183	10:52:56.617
4 -	31.579	96.8	44.847	85.8	24.024	117.9	1:40.450	87.20	0.697	10:54:37.067
5 -	31.572	95.5	45.887	81.6	24.611	120.0	1:42.070	85.82	2.317	10:56:19.137
6 -	31.984	97.3	45.354	82.3	24.117	118.5	1:41.455	86.34	1.702	10:58:00.592
7 -	31.706	97.9	44.875	86.9	24.108	117.9	1:40.689	86.99	0.936	10:59:41.281
8 -	31.466	98.8	44.770	87.8	24.073	118.1	1:40.309	87.32	0.556	11:01:21.590
9 -	31.232	98.1	44.724	89.9	24.106	117.5	1:40.062 (2)	87.54	0.309	11:03:01.652
10 -	31.456	97.6	44.479	85.8	23.818	118.3	1:39.753 (1)	87.81		11:04:41.405
11 -	31.321	95.5	45.391	83.8	23.959	119.1	1:40.671	87.01	0.918	11:06:22.076
12 -	31.553	97.2	45.103	88.0	23.840	118.1	1:40.496	87.16	0.743	11:08:02.572
13 -	31.330	97.6	44.780	84.7	24.030	117.7	1:40.140 (3)	87.47	0.387	11:09:42.712
14 -	31.487	97.8	45.139	84.3	24.087	116.5	1:40.713	86.97	0.960	11:11:23.425
15 -	31.659	98.6	44.774	88.3	24.039	116.5	1:40.472	87.18	0.719	11:13:03.897
16 -	31.231	99.8	47.862	62.9	24.766	114.3	1:43.859	84.34	4.106	11:14:47.756
17 -	31.495	98.8	45.269	85.7	24.106	116.3	1:40.870	86.84	1.117	11:16:28.626
18 -	31.299	99.4	45.628	83.9	24.222	115.3	1:41.149	86.60	1.396	11:18:09.775
19 -	31.580	98.5	45.006	85.7	24.094	116.5	1:40.680	87.00	0.927	11:19:50.455

P14 22		Paul BROWES				Caterham 420R				
IDEAL LAP TIME : 1:39.948		BEST LAP TIME : 1:40.181				DIFFERENCE : 0.233				
LAP	SECTOR 1	SECTOR 2	SECTOR 3	LAP TIME	MPH	DIFF	TIME OF DAY			
1 -		93.9	45.790	89.2	23.910	118.1	1:50.112	79.55	9.931	10:49:31.137
2 -	31.865	96.2	57.743	90.3	24.081	114.9	1:53.689	77.05	13.508	10:51:24.826
3 -	31.631	97.2	45.304	89.2	24.345	114.9	1:41.280	86.49	1.099	10:53:06.106
4 -	31.679	97.6	46.087	85.2	24.030	115.9	1:41.796	86.05	1.615	10:54:47.902
5 -	31.802	96.0	47.232	82.4	24.210	115.7	1:43.244	84.84	3.063	10:56:31.146

Weather / Track : Sunny / Dry

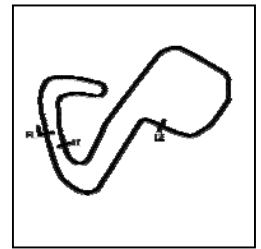
Brands Hatch GP

Circuit Length = 2.4332 miles

Start: 10:47 Flag 11:19 End: 11:20

Avon Tyres Caterham Seven 420R Championship - Race 1 - Round 9

EVENT RACE 6 - SECTOR ANALYSIS



SECTOR 1 = FL to I1, SECTOR 2 = I1 to I2, SECTOR 3 = I2 to FL, DIFF = Difference To Personal Best Lap, P = Crossed Finish Line in Pit Lane, D = Time Disallowed

6 -	31.625	96.2	46.826	77.3	24.613	114.7	1:43.064	84.99	2.883	10:58:14.210
7 -	32.679	97.2	45.409	87.9	24.003	115.7	1:42.091	85.80	1.910	10:59:56.301
8 -	31.878	98.3	45.569	88.8	23.934	117.1	1:41.381	86.40	1.200	11:01:37.682
9 -	31.549	96.9	45.579	86.3	24.058	115.7	1:41.186	86.57	1.005	11:03:18.868
10 -	31.574	96.4	45.536	88.6	23.895	116.3	1:41.005	86.72	0.824	11:04:59.873
11 -	31.466	97.2	45.380	83.2	23.877	116.1	1:40.723	86.96	0.542	11:06:40.596
12 -	31.451	98.8	45.373	88.3	23.781	115.7	1:40.605 (3)	87.07	0.424	11:08:21.201
13 -	31.423	98.9	44.921	88.7	23.837	115.3	1:40.181 (1)	87.44		11:10:01.382
14 -	31.503	99.7	44.744	90.5	24.139	114.7	1:40.386 (2)	87.26	0.205	11:11:41.768
15 -	31.447	99.8	45.076	89.5	24.118	114.5	1:40.641	87.04	0.460	11:13:22.409
16 -	31.579	99.5	45.278	86.2	24.122	114.7	1:40.979	86.74	0.798	11:15:03.388
17 -	31.731	97.1	45.009	86.7	24.000	115.9	1:40.740	86.95	0.559	11:16:44.128
18 -	31.611	99.1	45.223	84.8	23.939	116.5	1:40.773	86.92	0.592	11:18:24.901
19 -	31.786	99.1	45.316	88.1	24.006	115.7	1:41.108	86.63	0.927	11:20:06.009

P15	20	David HENDERSON				Caterham 420R				
IDEAL LAP TIME : 1:37.951		BEST LAP TIME : 1:38.089				DIFFERENCE : 0.138				

LAP	SECTOR 1	SECTOR 2	SECTOR 3	LAP TIME	MPH	DIFF	TIME OF DAY				
1 -	95.1	45.158	91.6	23.634	120.4	1:47.516	81.47	9.427	10:49:28.541		
2 -	31.399	100.3	44.401	91.0	23.466	118.9	1:39.266	88.24	1.177	10:51:07.807	
3 -	30.880	100.7	43.999	89.4	23.513	120.9	1:38.392	89.03	0.303	10:52:46.199	
4 -	30.998	101.0	44.043	89.4	23.495	119.4	1:38.536	88.89	0.447	10:54:24.735	
5 -	31.044	100.7			IN PIT		3:01.170	P	48.35	1:23.081	10:57:25.905
6 -	OUTLAP	97.8	44.282	92.8	23.887	116.3	1:41.881	85.98	3.792	10:59:07.786	
7 -	31.236	98.8	44.574	92.4	23.686	117.3	1:39.496	88.04	1.407	11:00:47.282	
8 -	30.917	98.6	43.913	96.1	24.116	117.3	1:38.946	88.53	0.857	11:02:26.228	
9 -	30.975	97.6	43.783	89.7	23.589	117.7	1:38.347	89.07	0.258	11:04:04.575	
10 -	30.892	98.3	44.045	89.7	23.638	116.5	1:38.575	88.86	0.486	11:05:43.150	
11 -	30.878	99.1	43.873	92.1	23.560	116.7	1:38.311	89.10	0.222	11:07:21.461	
12 -	30.742	99.4	44.006	91.9	23.494	116.7	1:38.242 (3)	89.16	0.153	11:08:59.703	
13 -	30.881	99.2	43.856	92.8	25.047	115.7	1:39.784	87.78	1.695	11:10:39.487	
14 -	31.004	100.4	43.936	92.1	23.676	115.5	1:38.616	88.82	0.527	11:12:18.103	
15 -	30.775	99.8	43.830	91.8	23.620	115.7	1:38.225 (2)	89.18	0.136	11:13:56.328	
16 -	31.089	100.1	43.844	91.1	23.565	116.1	1:38.498	88.93	0.409	11:15:34.826	
17 -	30.765	100.0	43.832	91.8	23.492	116.3	1:38.089 (1)	89.30		11:17:12.915	
18 -	30.763	99.2	43.850	90.9	23.631	116.5	1:38.244	89.16	0.155	11:18:51.159	
19 -	30.927	100.1	43.743	92.1	23.823	116.1	1:38.493	88.93	0.404	11:20:29.652	

P16	93	Mike EVANS				Caterham 420R				
IDEAL LAP TIME : 1:39.340		BEST LAP TIME : 1:39.609				DIFFERENCE : 0.269				

LAP	SECTOR 1	SECTOR 2	SECTOR 3	LAP TIME	MPH	DIFF	TIME OF DAY				
1 -	87.6	45.184	82.3	23.805	120.9	1:51.834	78.32	12.225	10:49:32.859		
2 -	31.888	96.6	46.141	92.4	25.065	115.5	1:43.094	84.96	3.485	10:51:15.953	
3 -	31.172	98.2	44.709	85.5	23.931	116.1	1:39.812 (2)	87.76	0.203	10:52:55.765	
4 -	31.513	98.5	44.663	85.3	24.291	120.0	1:40.467	87.19	0.858	10:54:36.232	
5 -	32.183	96.9	44.736	90.8	26.070	121.3	1:42.989	85.05	3.380	10:56:19.221	
6 -	31.492	97.5	44.421	88.3	23.910	115.1	1:39.823 (3)	87.75	0.214	10:57:59.044	
7 -	31.284	97.6	44.667	88.4	24.049	115.7	1:40.000	87.59	0.391	10:59:39.044	
8 -	31.114	98.5	45.100	84.6	24.267	115.5	1:40.481	87.17	0.872	11:01:19.525	
9 -	31.128	97.5	44.556	88.7	23.925	116.5	1:39.609 (1)	87.94		11:02:59.134	
10 -	32.733	98.6	44.593	83.7	23.865	118.5	1:41.191	86.56	1.582	11:04:40.325	
11 -	31.803	97.8	44.713	92.5	24.604	113.5	1:41.120	86.62	1.511	11:06:21.445	
12 -	31.741	96.4	45.909	88.0	24.068	119.1	1:41.718	86.11	2.109	11:08:03.163	
13 -	40.988	81.8	46.800	89.4		IN PIT	2:50.738	P	51.30	1:11.129	11:10:53.901
14 -	OUTLAP	78.5	45.716	85.0	24.320	115.5	1:44.913	83.49	5.304	11:12:38.814	
15 -	31.366	99.2	44.937	86.4	24.145	115.1	1:40.448	87.20	0.839	11:14:19.262	
16 -	31.988	97.6	45.655	84.3	24.200	115.5	1:41.843	86.01	2.234	11:16:01.105	
17 -	31.731	98.2	45.383	85.7	24.125	114.7	1:41.239	86.52	1.630	11:17:42.344	
18 -	31.996	97.1	45.185	86.7	24.363	113.9	1:41.544	86.26	1.935	11:19:23.888	

Weather / Track : Sunny / Dry

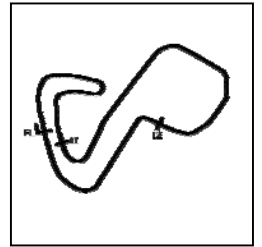
Brands Hatch GP

Circuit Length = 2.4332 miles

Start: 10:47 Flag 11:19 End: 11:20

Avon Tyres Caterham Seven 420R Championship - Race 1 - Round 9

EVENT RACE 6 - SECTOR ANALYSIS



SECTOR 1 = FL to I1, SECTOR 2 = I1 to I2, SECTOR 3 = I2 to FL, DIFF = Difference To Personal Best Lap, P = Crossed Finish Line in Pit Lane, D = Time Disallowed

P17 15		Luke STEVENS					Caterham 420R				
IDEAL LAP TIME : 1:37.441		BEST LAP TIME : 1:37.570					DIFFERENCE : 0.129				
LAP	SECTOR 1	SECTOR 2		SECTOR 3		LAP TIME	MPH	DIFF	TIME OF DAY		
1 -	OUTLAP	98.9	45.049	87.2	23.346	123.1	1:46.494	82.25	8.924	10:49:27.519	
2 -	31.392	98.6	44.407	85.2	23.646	123.5	1:39.445	88.08	1.875	10:51:06.964	
3 -	30.688	100.1	44.356	85.8	23.307	121.7	1:38.351	89.06	0.781	10:52:45.315	
4 -	31.163	99.4	43.854	84.6	23.524	122.4	1:38.541	88.89	0.971	10:54:23.856	
5 -	30.872	99.1	44.778	86.4	23.498	117.9	1:39.148	88.35	1.578	10:56:03.004	
6 -	31.135	99.8	44.392	89.8	23.368	118.9	1:38.895	88.57	1.325	10:57:41.899	
7 -	31.129	99.8	43.561	87.6	23.376	121.1	1:38.066 (3)	89.32	0.496	10:59:19.965	
8 -	30.738	100.9	43.536	84.5	23.296	124.7	1:37.570 (1)	89.78		11:00:57.535	
9 -	31.743	97.3	43.894	87.2	23.321	119.6	1:38.958	88.52	1.388	11:02:36.493	
10 -	30.818	100.0	43.742	91.5	23.688	123.5	1:38.248	89.16	0.678	11:04:14.741	
11 -	30.714	100.3	43.940	87.1	23.720	124.0	1:38.374	89.04	0.804	11:05:53.115	
12 -	31.327	100.1	43.746	90.8	23.632	120.6	1:38.705	88.74	1.135	11:07:31.820	
13 -	30.755	99.8	43.908	86.2	23.328	119.8	1:37.991 (2)	89.39	0.421	11:09:09.811	
14 -	31.002	99.7	44.507	88.6	23.824	115.9	1:39.333	88.18	1.763	11:10:49.144	
15 -	31.534	100.3	44.192	86.1	23.444	119.1	1:39.170	88.33	1.600	11:12:28.314	
16 -	31.293	98.6	44.603	89.0	23.904	114.1	1:39.800	87.77	2.230	11:14:08.114	
17 -	31.483	98.3	45.064	86.5	23.779	119.6	1:40.326	87.31	2.756	11:15:48.440	
18 -	31.816	98.1	43.858	89.2	23.470	118.5	1:39.144	88.35	1.574	11:17:27.584	
19 -	30.609	100.4	51.155	50.4	IN PIT		2:19.124 P	62.96	41.554	11:19:46.708	

P18 3		John BYRNE					Caterham 420R				
IDEAL LAP TIME : 1:37.610		BEST LAP TIME : 1:37.688					DIFFERENCE : 0.078				
LAP	SECTOR 1	SECTOR 2		SECTOR 3		LAP TIME	MPH	DIFF	TIME OF DAY		
1 -		100.0	44.205	88.1	24.000	123.1	1:45.706	82.86	8.018	10:49:26.731	
2 -	31.257	96.0	43.907	88.0	23.545	118.5	1:38.709	88.74	1.021	10:51:05.440	
3 -	31.016	100.0	44.009	86.7	23.469	118.3	1:38.494	88.93	0.806	10:52:43.934	
4 -	30.645	100.0	43.747	87.9	23.296	117.7	1:37.688 (1)	89.67		10:54:21.622	
5 -	31.349	100.0	44.223	82.8	24.004	116.9	1:39.576	87.97	1.888	10:56:01.198	
6 -	31.536	99.7	44.297	83.9	23.505	121.7	1:39.338	88.18	1.650	10:57:40.536	
7 -	30.994	101.9	43.862	87.0	23.218	124.9	1:38.074 (2)	89.31	0.386	10:59:18.610	
8 -	30.821	100.1	43.948	84.5	23.610	119.6	1:38.379	89.04	0.691	11:00:56.989	
9 -	31.151	100.4	43.806	86.9	23.394	122.9	1:38.351 (3)	89.06	0.663	11:02:35.340	
10 -	30.887	99.8	43.995	87.1	23.577	117.7	1:38.459	88.96	0.771	11:04:13.799	
11 -	30.874	100.7	44.111	92.4	23.797	117.7	1:38.782	88.67	1.094	11:05:52.581	
12 -	31.504	101.3	43.874	89.8	23.646	116.9	1:39.024	88.46	1.336	11:07:31.605	
13 -	31.370	101.0	43.970	90.4	23.521	121.5	1:38.861	88.60	1.173	11:09:10.466	
14 -	30.705	99.7	44.477	86.2	23.631	119.8	1:38.813	88.65	1.125	11:10:49.279	
15 -	32.097	100.7	43.898	87.1	23.440	122.0	1:39.435	88.09	1.747	11:12:28.714	
16 -	32.226	98.9	44.115	81.1	23.235	123.1	1:39.576	87.97	1.888	11:14:08.290	
17 -	31.942	99.1	44.599	80.0	23.671	116.7	1:40.212	87.41	2.524	11:15:48.502	

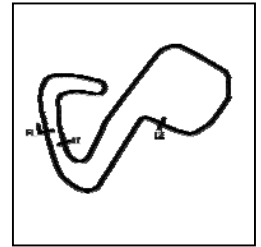
P19 10		Henry HEATON					Caterham 420R				
IDEAL LAP TIME : 1:37.555		BEST LAP TIME : 1:37.666					DIFFERENCE : 0.111				
LAP	SECTOR 1	SECTOR 2		SECTOR 3		LAP TIME	MPH	DIFF	TIME OF DAY		
1 -		96.6	44.125	90.3	23.423	120.2	1:46.382	82.34	8.716	10:49:27.407	
2 -	31.723	95.4	43.970	91.5	23.410	120.6	1:39.103	88.39	1.437	10:51:06.510	
3 -	30.898	98.9	44.039	89.4	23.479	122.2	1:38.416	89.00	0.750	10:52:44.926	
4 -	31.103	99.4	43.756	91.4	23.496	118.7	1:38.355	89.06	0.689	10:54:23.281	
5 -	30.646	99.8	43.904	85.8	23.420	120.9	1:37.970 (2)	89.41	0.304	10:56:01.251	
6 -	31.252	97.5	43.961	90.3	23.454	120.4	1:38.667	88.78	1.001	10:57:39.918	
7 -	30.984	96.6	43.952	91.9	23.265	122.2	1:38.201	89.20	0.535	10:59:18.119	
8 -	30.972	97.9	44.157	85.8	23.731		1:38.860	88.60	1.194	11:00:56.979	
9 -	30.946	100.0	43.865	87.7	23.333	123.3	1:38.144 (3)	89.25	0.478	11:02:35.123	
10 -	31.283	98.9	45.625	90.6	23.437	120.2	1:40.345	87.29	2.679	11:04:15.468	
11 -	30.683	99.2	43.728	85.2	23.255	122.6	1:37.666 (1)	89.69		11:05:53.134	
12 -	31.670	100.7	43.654	91.8	23.617	120.6	1:38.941	88.53	1.275	11:07:32.075	
13 -	30.743	99.5	44.359	88.5	23.289	123.8	1:38.391	89.03	0.725	11:09:10.466	
14 -	31.132	99.8	44.422	91.0	23.581	119.4	1:39.135	88.36	1.469	11:10:49.601	

Weather / Track : Sunny / Dry

Brands Hatch GP
Circuit Length = 2.4332 miles
Start: 10:47 Flag 11:19 End: 11:20

Avon Tyres Caterham Seven 420R Championship - Race 1 - Round 9

EVENT RACE 6 - SECTOR ANALYSIS



SECTOR 1 = FL to I1, SECTOR 2 = I1 to I2, SECTOR 3 = I2 to FL, DIFF = Difference To Personal Best Lap, P = Crossed Finish Line in Pit Lane, D = Time Disallowed

15 -	31.571	98.9	43.952	89.5	23.322	112.2	1:38.845	88.62	1.179	11:12:28.446
16 -	31.628	99.1	44.412	89.3	23.427	116.5	1:39.467	88.06	1.801	11:14:07.913
17 -	31.840	97.6	44.361	92.5	23.790	115.9	1:39.991	87.60	2.325	11:15:47.904

P20 35		Andrew MCMILLAN					Caterham 420R				
IDEAL LAP TIME : 1:37.501		BEST LAP TIME : 1:37.958					DIFFERENCE : 0.457				
LAP	SECTOR 1		SECTOR 2		SECTOR 3		LAP TIME	MPH	DIFF	TIME OF DAY	
1 -		94.9	44.272	90.3	23.959	122.2	1:45.391	83.11	7.433	10:49:26.416	
2 -	30.802	101.5	43.784	88.5	23.635	120.0	1:38.221 (2)	89.18	0.263	10:51:04.637	
3 -	30.913	102.1	43.809	90.6	23.601	117.5	1:38.323 (3)	89.09	0.365	10:52:42.960	
4 -	30.979	100.3	43.828	92.4	23.751	117.7	1:38.558	88.88	0.600	10:54:21.518	
5 -	30.931	100.9	44.588	83.9	23.979	116.9	1:39.498	88.04	1.540	10:56:01.016	
6 -	30.800	100.9	44.300	90.8	23.320	118.9	1:38.420	89.00	0.462	10:57:39.436	
7 -	30.846	100.3	44.008	89.2	23.820	122.2	1:38.674	88.77	0.716	10:59:18.110	
8 -	30.545	100.6	44.366	84.8	23.444	119.6	1:38.355	89.06	0.397	11:00:56.465	
9 -	30.925	100.1	44.053	88.0	23.442	122.2	1:38.420	89.00	0.462	11:02:34.885	
10 -	31.032	98.8	43.815	85.8	24.012	117.5	1:38.859	88.60	0.901	11:04:13.744	
11 -	30.705	100.1	44.521	86.2	23.578	116.9	1:38.804	88.65	0.846	11:05:52.548	
12 -	32.420	100.3	44.144	90.1	23.493	122.2	1:40.057	87.54	2.099	11:07:32.605	
13 -	30.598	102.1	44.165	86.8	23.195	124.7	1:37.958 (1)	89.42		11:09:10.563	
14 -	31.570	100.3	44.009	93.0	23.810	120.4	1:39.389	88.13	1.431	11:10:49.952	
15 -	31.744	99.2	43.761	87.7	23.269	121.3	1:38.774	88.68	0.816	11:12:28.726	
16 -	31.524	101.0	44.377	86.9	23.498	117.9	1:39.399	88.12	1.441	11:14:08.125	

P21 64		Tom EDEN					Caterham 420R				
IDEAL LAP TIME : 1:37.174		BEST LAP TIME : 1:37.174					DIFFERENCE : 0.000				
LAP	SECTOR 1		SECTOR 2		SECTOR 3		LAP TIME	MPH	DIFF	TIME OF DAY	
1 -		92.6	45.255	82.7	23.531	122.6	1:47.664	81.36	10.490	10:49:28.689	
2 -	31.434	100.6	44.587	85.9	23.382	120.0	1:39.403	88.12	2.229	10:51:08.092	
3 -	30.885	100.3	43.965	83.0	23.564	120.9	1:38.414	89.01	1.240	10:52:46.506	
4 -	31.039	100.3	44.121	82.8	23.311	121.3	1:38.471	88.95	1.297	10:54:24.977	
5 -	30.966	97.5	44.692	90.3	23.992	116.1	1:39.650	87.90	2.476	10:56:04.627	
6 -	31.007	97.9	44.396	85.3	23.650	117.1	1:39.053	88.43	1.879	10:57:43.680	
7 -	30.854	99.1	43.814	89.3	23.394	117.1	1:38.062 (3)	89.32	0.888	10:59:21.742	
8 -	30.946	98.5	43.775	89.3	23.586	116.7	1:38.307	89.10	1.133	11:01:00.049	
9 -	30.798	97.6	43.810	88.3	23.449	117.5	1:38.057 (2)	89.33	0.883	11:02:38.106	
10 -	30.725	99.1	44.011	89.0	23.594	118.5	1:38.330	89.08	1.156	11:04:16.436	
11 -	30.498	100.1	43.504	89.1	23.172	121.5	1:37.174 (1)	90.14		11:05:53.610	
12 -	31.907	98.5	43.836	85.0	23.264	122.4	1:39.007	88.47	1.833	11:07:32.617	
13 -	31.240	99.4	43.959	82.9	23.463	121.5	1:38.662	88.78	1.488	11:09:11.279	
14 -	31.415	99.5	44.011	84.6	23.596	122.0	1:39.022	88.46	1.848	11:10:50.301	
15 -	31.601	99.2	44.015	88.4	23.526	117.7	1:39.142	88.35	1.968	11:12:29.443	
16 -	31.535	97.9	44.462	85.4	23.551	118.7	1:39.548	87.99	2.374	11:14:08.991	

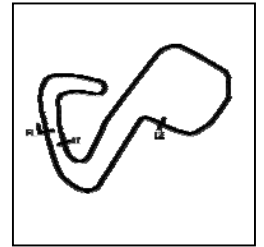
P22 82		Stewart CALDER					Caterham 420R				
IDEAL LAP TIME : 1:37.853		BEST LAP TIME : 1:38.492					DIFFERENCE : 0.639				
LAP	SECTOR 1		SECTOR 2		SECTOR 3		LAP TIME	MPH	DIFF	TIME OF DAY	
1 -		92.8	45.153	86.3	23.563	121.3	1:48.891	80.44	10.399	10:49:29.916	
2 -	31.174	101.9	44.569	83.5	23.258	123.1	1:39.001	88.48	0.509	10:51:08.917	
3 -	31.129	101.8	43.809	91.6	23.567	122.6	1:38.505 (2)	88.92	0.013	10:52:47.422	
4 -	31.199	99.4	44.292	92.8	23.593	120.9	1:39.084	88.40	0.592	10:54:26.506	
5 -	31.087	99.5	44.295	87.2	23.456	123.5	1:38.838	88.62	0.346	10:56:05.344	
6 -	31.286	101.2	44.498	85.2	23.528	122.2	1:39.312	88.20	0.820	10:57:44.656	
7 -	1:25.277	96.2	44.599	88.4	23.796	116.9	2:33.672	57.00	55.180	11:00:18.328	
8 -	31.003	97.6	44.502	88.8	23.893	117.7	1:39.398	88.12	0.906	11:01:57.726	
9 -	30.790	97.8	44.153	90.4	23.676	117.5	1:38.619 (3)	88.82	0.127	11:03:36.345	
10 -	30.927	98.3	44.362	92.1	23.662	117.7	1:38.951	88.52	0.459	11:05:15.296	
11 -	30.811	99.7	44.184	89.0	23.706	117.7	1:38.701	88.75	0.209	11:06:53.997	
12 -	30.828	99.7	43.805	92.5	23.859	117.3	1:38.492 (1)	88.93		11:08:32.489	

Weather / Track : Sunny / Dry

Brands Hatch GP
Circuit Length = 2.4332 miles
Start: 10:47 Flag 11:19 End: 11:20

Avon Tyres Caterham Seven 420R Championship - Race 1 - Round 9

EVENT RACE 6 - SECTOR ANALYSIS



SECTOR 1 = FL to I1, SECTOR 2 = I1 to I2, SECTOR 3 = I2 to FL, DIFF = Difference To Personal Best Lap, P = Crossed Finish Line in Pit Lane, D = Time Disallowed

P23 47		Alexander KOEBERLE					Caterham 420R			
IDEAL LAP TIME : 1:38.451		BEST LAP TIME : 1:38.886			DIFFERENCE : 0.435					
LAP	SECTOR 1		SECTOR 2		SECTOR 3		LAP TIME	MPH	DIFF	TIME OF DAY
1 -		97.8	45.143	84.5	23.711	121.5	1:45.717	82.86	6.831	10:49:26.742
2 -	31.406	100.0	44.399	90.5	23.411	122.2	1:39.216 (3)	88.29	0.330	10:51:05.958
3 -	31.020	100.1	44.156	91.5	23.710	119.6	1:38.886 (1)	88.58		10:52:44.844
4 -	30.884	100.6	44.244	87.9	23.771	119.6	1:38.899 (2)	88.57	0.013	10:54:23.743

Avon Tyres Caterham Seven 420R Championship - Race 1 - Round 9

EVENT RACE 6 - POSITION CHART

No	Name	Lap																			
		Pos	1	2	3	4	5	6	7	8	9	10	11	12	13	14	15	16	17	18	19
18	BYRNE	1	27	78	35	35	35	35	78	35	78	35	35	78	15	15	15	10	10	78	78
27	SMITH	2	78	35	78	78	78	78	35	78	35	3	3	3	78	78	78	15	78	15	27
47	KOEBERLE	3	18	3	3	3	27	10	10	10	10	78	78	15	3	3	10	35	15	27	90
78	WINSTANLEY	4	35	27	27	27	3	27	27	3	3	27	15	10	10	10	3	78	3	90	58
4	BARNES	5	3	18	47	10	10	3	3	27	18	15	27	27	35	35	35	3	27	58	69
3	BYRNE	6	47	47	10	47	15	15	18	18	27	10	10	35	27	27	64	64	90	69	56
15	STEVENS	7	10	10	18	18	18	18	15	15	15	64	64	64	64	64	27	27	58	56	6
35	MCMILLAN	8	15	15	15	15	64	64	64	64	64	18	18	90	90	90	90	90	69	6	33
64	EDEN	9	90	90	90	20	58	90	56	90	90	56	56	69	69	58	58	58	56	33	5
58	AINSCOUGH	10	20	20	20	64	90	56	90	56	56	90	90	58	58	69	69	69	6	5	19
90	BROWN	11	64	64	64	90	56	58	58	58	58	58	58	18	18	56	56	56	19	19	18
20	HENDERSON	12	56	58	56	58	82	82	69	69	69	69	69	56	56	18	6	6	33	18	14
9	DYER	13	58	56	58	56	69	69	6	6	6	6	6	6	6	6	18	19	5	14	15
10	HEATON	14	82	82	82	82	6	6	5	5	19	19	33	19	19	19	19	33	18	2	2
82	CALDER	15	6	69	69	69	5	5	33	33	33	33	19	33	33	33	33	5	14	22	22
56	SINCLAIR	16	69	6	6	6	33	33	19	19	5	5	5	5	5	5	5	18	2	20	20
19	ARMSTRONG	17	22	33	33	5	19	19	93	93	93	14	93	14	14	14	14	14	22	93	
93	EVANS	18	33	5	5	33	14	93	14	14	14	93	14	2	2	2	2	2	20		
22	BROWES	19	5	14	14	19	2	14	2	2	2	2	2	93	22	22	22	22	93		
6	SPARSHOTT	20	14	2	93	14	93	2	22	22	22	22	22	22	20	20	20	20			
5	RIMER	21	2	93	19	93	22	22	82	82	82	82	82	82	93	93	93	93			
33	MOORE	22	93	19	2	2	20	20	20	20	20	20	20	20							
2	REEVE	23	19	22	22	22															
14	BROWES	24																			
69	COLLINS	25																			

Weather / Track : Sunny / Dry

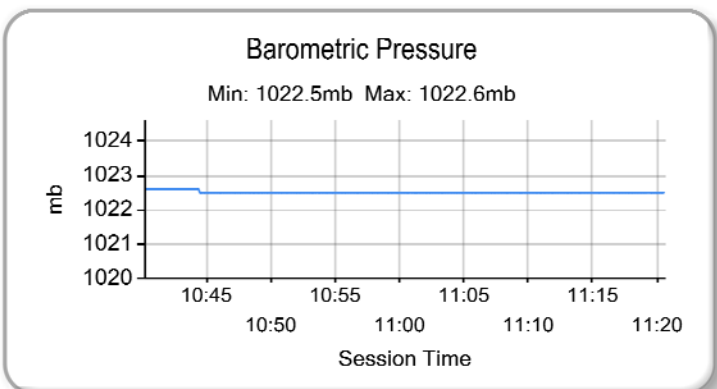
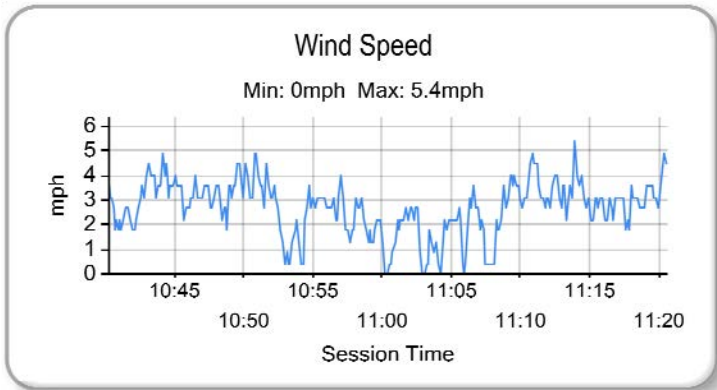
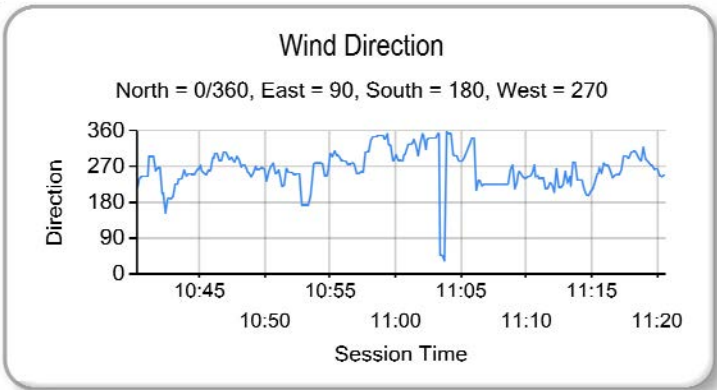
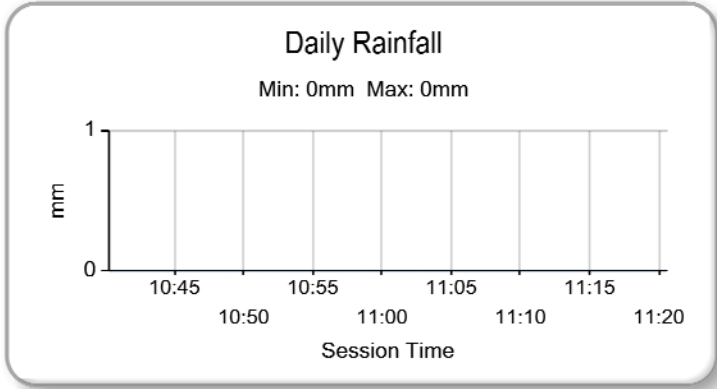
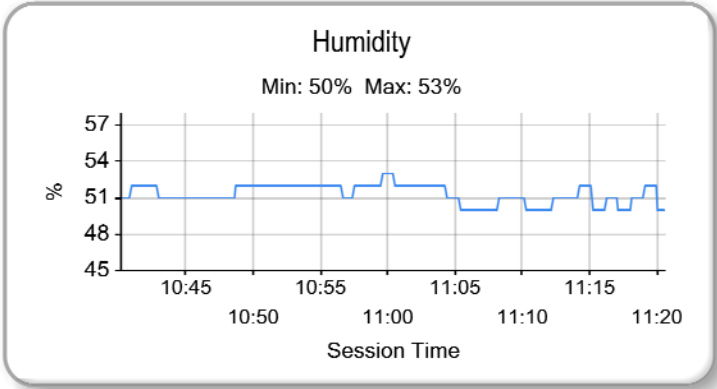
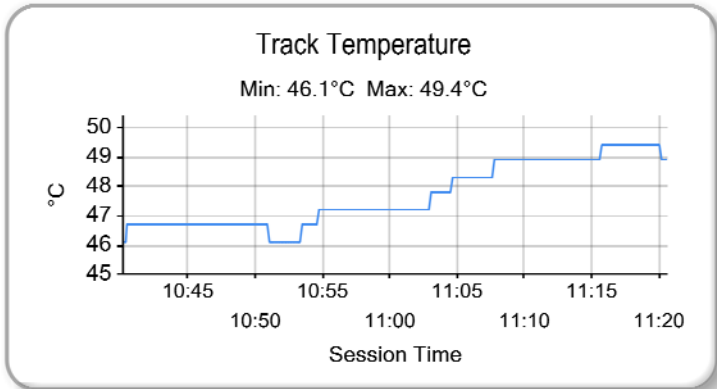
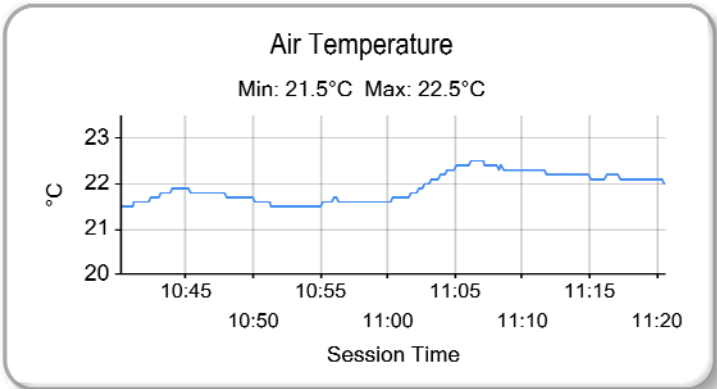
Results can be found at www.tsl-timing.com

Brands Hatch GP
 Circuit Length = 2.4332 miles
 Start: 10:47 Flag 11:19 End: 11:20

Printed - 11:27 Sunday, 05 August 2018

Avon Tyres Caterham Seven 420R Championship - Race 1 - Round 9

EVENT RACE 6 - WEATHER CONDITIONS



Weather / Track : Sunny / Dry

Results can be found at www.tsl-timing.com


Brands Hatch GP
Circuit Length = 2.4332 miles
Start: 10:47 Flag 11:19 End: 11:20

Printed - 11:31 Sunday, 05 August 2018

Avon Tyres Caterham Seven 420R Championship - Race 2 - Round 10
EVENT RACE 12 - GRID (30 minutes)

ROW 13	25	9 Matt DYER	
ROW 12		23 47 Alexander KOEBERLE	24 4 Anthony BARNES
ROW 11	21	64 Tom EDEN	22 82 Stewart CALDER
ROW 10		19 10 Henry HEATON	20 35 Andrew MCMILLAN
ROW 9	17	15 Luke STEVENS	18 3 John BYRNE
ROW 8		15 20 David HENDERSON	16 93 Mike EVANS
ROW 7	13	2 Matthew REEVE	14 22 Paul BROWES
ROW 6		11 18 Sean BYRNE	12 14 Luke BROWES
ROW 5	9	5 Peter RIMER	10 19 Justin ARMSTRONG
ROW 4		7 33 Barry MOORE	8 56 Andres SINCLAIR
ROW 3	5	58 Richard AINSCOUGH	6 6 Ian SPARSHOTT
ROW 2		3 69 Stephen COLLINS	4 90 Jack BROWN
ROW 1	1	78 Danny WINSTANLEY	2 27 William SMITH

Pole



Brands Hatch GP
 Circuit Length = 2.4332 miles

These results are provisional until the conclusion of any judicial and technical matters.

Clerk Of Course :	Timekeeper :
-------------------	--------------

Results can be found at www.tsl-timing.com

Printed - 11:29 Sunday, 05 August 2018



Avon Tyres Caterham Seven 420R Championship - Race 2 - Round 10

EVENT RACE 12 - CLASSIFICATION

POS	NO	NAME	ENTRY	LAPS	TIME	GAP	DIFF	MPH	BEST	ON
1	27	William SMITH	Caterham 420R	19	31:12.255			88.89	1:37.684	10
2	78	Danny WINSTANLEY	Caterham 420R	19	31:13.765	1.510	1.510	88.82	1:37.770	9
3	3	John BYRNE	Caterham 420R	19	31:20.970	8.715	7.205	88.48	1:37.754	9
4	58	Richard AINSCOUGH	Caterham 420R	19	31:21.025	8.770	0.055	88.48	1:38.133	13
5	90	Jack BROWN	Caterham 420R	19	31:23.916	11.661	2.891	88.34	1:37.729	10
6	56	Andres SINCLAIR	Caterham 420R	19	31:35.095	22.840	11.179	87.82	1:38.439	10
7	69	Stephen COLLINS	Caterham 420R	19	31:35.303	23.048	0.208	87.81	1:38.789	9
8	15	Luke STEVENS	Caterham 420R	19	31:35.459	23.204	0.156	87.80	1:38.278	5
9	19	Justin ARMSTRONG	Caterham 420R	19	31:35.471	23.216	0.012	87.80	1:38.779	4
10	20	David HENDERSON	Caterham 420R	19	31:36.839	24.584	1.368	87.74	1:38.640	4
11	4	Anthony BARNES	Caterham 420R	19	31:40.779	28.524	3.940	87.56	1:38.491	6
12	47	Alexander KOEBERLE	Caterham 420R	19	31:43.231	30.976	2.452	87.44	1:37.987	6
13	9	Matt DYER	Caterham 420R	19	31:48.407	36.152	5.176	87.21	1:38.219	15
14	64	Tom EDEN	Caterham 420R	19	31:48.488	36.233	0.081	87.20	1:38.290	14
15	93	Mike EVANS	Caterham 420R	19	31:51.279	39.024	2.791	87.08	1:38.773	11
16	82*	Stewart CALDER	Caterham 420R	19	31:57.124	44.869	5.845	86.81	1:38.521	9
17	22	Paul BROWES	Caterham 420R	19	32:04.009	51.754	6.885	86.50	1:39.535	9
18	6	Ian SPARSHOTT	Caterham 420R	19	32:04.045	51.790	0.036	86.50	1:39.487	11
19	14	Luke BROWES	Caterham 420R	19	32:04.966	52.711	0.921	86.46	1:38.864	17
20	2	Matthew REEVE	Caterham 420R	19	32:06.635	54.380	1.669	86.38	1:39.651	14

NOT CLASSIFIED

DNF	10	Henry HEATON	Caterham 420R	18	29:53.519	1 Lap	1 Lap	87.91	1:38.353	9
DNF	33	Barry MOORE	Caterham 420R	15	25:18.280	4 Laps	3 Laps	86.54	1:39.655	12
DNF	5	Peter RIMER	Caterham 420R	15	25:18.676	4 Laps	0.396	86.52	1:39.470	13
DNF	18	Sean BYRNE	Caterham 420R	0						

FASTEST LAP

27	William SMITH	Caterham 420R	10	1:37.684	89.67 mph	144.31 kph
----	---------------	---------------	----	----------	-----------	------------

Car 82 – 5 Second penalty for exceeding track limits

Brands Hatch GP

Circuit Length = 2.4332 miles

Start: 16:29 Flag 17:00 End: 17:01

Weather / Track : Sunny / Dry

These results are provisional until the conclusion of any judicial and technical matters.

Clerk Of Course :	Timekeeper :
-------------------	--------------

Results can be found at www.tsl-timing.com

Printed - 17:03 Sunday, 05 August 2018



Avon Tyres Caterham Seven 420R Championship - Race 2 - Round 10

EVENT RACE 12 - LAP CHART

LAP 1 @ 16:31:09.776			LAP 2 @ 16:32:48.416			LAP 3 @ 16:34:27.285			LAP 4 @ 16:36:05.758			LAP 5 @ 16:37:43.796		
NO	BEHIND	LAP TIME	NO	BEHIND	LAP TIME	NO	BEHIND	LAP TIME	NO	BEHIND	LAP TIME	NO	BEHIND	LAP TIME
78		1:44.097	27		1:38.541	78		1:38.831	27		1:38.422	27		1:38.038
27	0.099	1:44.196	78	0.038	1:38.678	27	0.051	1:38.920	78	0.110	1:38.583	78	0.168	1:38.096
69	0.621	1:44.718	58	1.860	1:39.833	58	2.760	1:39.769	58	3.258	1:38.971	58	4.095	1:38.875
58	0.667	1:44.764	69	1.881	1:39.900	69	2.974	1:39.962	69	3.459	1:38.958	90	5.509	1:39.255
19	3.107	1:47.204	90	3.836	1:39.084	90	4.096	1:39.129	90	4.292	1:38.669	69	5.540	1:40.119
90	3.392	1:47.489	19	4.745	1:40.278	20	5.422	1:39.163	20	5.589	1:38.640	20	6.298	1:38.747
56	3.403	1:47.500	20	5.128	1:40.034	19	5.733	1:39.857	19	6.039	1:38.779	3	6.708	1:38.220
6	3.414	1:47.511	56	5.428	1:40.665	56	5.909	1:39.350	56	6.493	1:39.057	19	7.460	1:39.459
20	3.734	1:47.831	10	6.751	1:40.767	10	6.868	1:38.986	3	6.526	1:37.847	15	7.690	1:38.278
33	3.839	1:47.936	15	6.817	1:41.332	15	7.047	1:39.099	10	7.031	1:38.636	56	7.928	1:39.473
15	4.125	1:48.222	6	6.824	1:42.050	3	7.152	1:38.578	15	7.450	1:38.876	10	7.939	1:38.946
10	4.624	1:48.721	3	7.443	1:40.854	93	8.766	1:39.880	93	9.795	1:39.502	93	12.297	1:40.540
93	4.715	1:48.812	93	7.755	1:41.680	33	10.323	1:41.337	33	12.680	1:40.830	4	14.103	1:39.430
3	5.229	1:49.326	33	7.855	1:42.656	6	10.425	1:42.470	4	12.711	1:40.007	47	15.177	1:39.842
5	6.279	1:50.376	22	9.342	1:41.534	22	11.149	1:40.676	64	13.362	1:40.221	33	16.317	1:41.675
22	6.448	1:50.545	64	9.504	1:41.407	4	11.177	1:39.633	47	13.373	1:39.453	64	16.617	1:41.293
64	6.737	1:50.834	5	9.807	1:42.168	64	11.614	1:40.979	22	14.070	1:41.394	22	16.629	1:40.597
14	6.889	1:50.986	14	10.208	1:41.959	9	11.856	1:40.301	9	14.342	1:40.959	9	16.638	1:40.334
4	7.023	1:51.120	4	10.413	1:42.030	47	12.393	1:40.345	5	15.276	1:40.851	5	18.220	1:40.982
82	7.756	1:51.853	9	10.424	1:41.210	5	12.898	1:41.960	6	15.474	1:43.522	6	18.411	1:40.975
9	7.854	1:51.951	47	10.917	1:41.396	14	13.196	1:41.857	14	15.484	1:40.761	14	18.515	1:41.069
47	8.161	1:52.258	82	11.033	1:41.917	82	13.263	1:41.099	82	15.525	1:40.735	82	18.709	1:41.222
2	8.565	1:52.662	2	11.511	1:41.586	2	13.853	1:41.211	2	16.376	1:40.996	2	19.464	1:41.126

Weather / Track : Sunny / Dry

Avon Tyres Caterham Seven 420R Championship - Race 2 - Round 10

EVENT RACE 12 - LAP CHART

LAP 6 @ 16:39:21.822			LAP 7 @ 16:40:59.808			LAP 8 @ 16:42:37.544			LAP 9 @ 16:44:15.288			LAP 10 @ 16:45:52.972		
NO	BEHIND	LAP TIME	NO	BEHIND	LAP TIME	NO	BEHIND	LAP TIME	NO	BEHIND	LAP TIME	NO	BEHIND	LAP TIME
27		1:38.026	27		1:37.986	27		1:37.736	27		1:37.744	27		1:37.684
78	0.159	1:38.017	78	0.165	1:37.992	78	0.295	1:37.866	78	0.321	1:37.770	78	0.721	1:38.084
58	4.796	1:38.727	58	5.396	1:38.586	58	6.108	1:38.448	58	7.101	1:38.737	3	7.697	1:38.128
90	6.271	1:38.788	90	6.742	1:38.457	3	7.243	1:38.140	3	7.253	1:37.754	58	7.849	1:38.432
69	6.436	1:38.922	3	6.839	1:38.324	90	7.490	1:38.484	90	8.155	1:38.409	90	8.200	1:37.729
3	6.501	1:37.819	69	8.887	1:40.437	15	10.162	1:38.860	15	11.283	1:38.865	20	12.390	1:38.769
20	7.429	1:39.157	20	8.899	1:39.456	20	10.252	1:39.089	20	11.305	1:38.797	15	12.419	1:38.820
15	8.432	1:38.768	15	9.038	1:38.592	69	10.788	1:39.637	69	11.833	1:38.789	69	12.985	1:38.836
19	9.007	1:39.573	56	10.057	1:39.007	56	11.084	1:38.763	56	12.287	1:38.947	56	13.042	1:38.439
56	9.036	1:39.134	19	10.405	1:39.384	10	11.865	1:39.093	10	12.474	1:38.353	10	13.654	1:38.864
10	9.457	1:39.544	10	10.508	1:39.037	19	11.914	1:39.245	19	13.343	1:39.173	19	14.858	1:39.199
93	14.472	1:40.201	4	16.586	1:40.004	47	18.319	1:39.177	4	19.631	1:39.007	4	21.104	1:39.157
4	14.568	1:38.491	93	16.866	1:40.380	4	18.368	1:39.518	47	19.712	1:39.137	47	21.193	1:39.165
47	15.138	1:37.987	47	16.878	1:39.726	93	18.721	1:39.591	93	20.240	1:39.263	93	21.686	1:39.130
64	18.695	1:40.104	9	20.543	1:39.715	9	21.874	1:39.067	64	23.823	1:39.625	9	25.579	1:39.384
9	18.814	1:40.202	64	20.606	1:39.897	64	21.942	1:39.072	9	23.879	1:39.749	64	25.683	1:39.544
33	19.482	1:41.191	33	21.419	1:39.923	33	24.026	1:40.343	33	26.586	1:40.304	33	30.145	1:41.243
22	20.217	1:41.614	14	23.384	1:40.814	14	25.434	1:39.786	14	26.839	1:39.149	82	30.179	1:41.014
5	20.244	1:40.050	5	23.501	1:41.243	82	26.072	1:39.551	82	26.849	1:38.521	14	30.537	1:41.382
14	20.556	1:40.067	82	24.257	1:41.584	5	26.878	1:41.113	6	29.084	1:39.895	22	31.226	1:39.586
82	20.659	1:39.976	6	24.574	1:41.012	6	26.933	1:40.095	5	29.310	1:40.176	6	32.130	1:40.730
6	21.548	1:41.163	2	24.761	1:41.001	2	27.018	1:39.993	22	29.324	1:39.535	5	32.221	1:40.595
2	21.746	1:40.308	22	25.389	1:43.158	22	27.533	1:39.880	2	30.179	1:40.905	2	32.875	1:40.380

Weather / Track : Sunny / Dry

Avon Tyres Caterham Seven 420R Championship - Race 2 - Round 10

EVENT RACE 12 - LAP CHART

LAP 11 @ 16:47:30.793			LAP 12 @ 16:49:08.901			LAP 13 @ 16:50:47.019			LAP 14 @ 16:52:25.129			LAP 15 @ 16:54:03.483		
NO	BEHIND	LAP TIME	NO	BEHIND	LAP TIME	NO	BEHIND	LAP TIME	NO	BEHIND	LAP TIME	NO	BEHIND	LAP TIME
27		1:37.821	27		1:38.108	27		1:38.118	27		1:38.110	27		1:38.354
78	1.128	1:38.228	78	1.391	1:38.371	78	1.928	1:38.655	78	2.204	1:38.386	78	2.138	1:38.288
3	8.407	1:38.531	3	8.857	1:38.558	3	8.986	1:38.247	3	9.516	1:38.640	3	9.456	1:38.294
58	8.544	1:38.516	58	9.187	1:38.751	58	9.202	1:38.133	58	9.751	1:38.659	58	9.597	1:38.200
90	8.662	1:38.283	90	9.659	1:39.105	90	9.642	1:38.101	90	10.175	1:38.643	90	10.356	1:38.535
15	13.613	1:39.015	15	14.518	1:39.013	15	15.865	1:39.465	15	17.126	1:39.371	15	18.047	1:39.254
20	13.788	1:39.219	20	14.630	1:38.950	10	16.219	1:38.688	10	17.147	1:39.038	15	18.050	1:39.278
56	14.767	1:39.546	56	15.560	1:38.901	20	16.522	1:40.010	20	17.557	1:39.145	20	18.491	1:39.288
69	15.048	1:39.884	10	15.649	1:38.661	56	16.825	1:39.383	56	17.814	1:39.099	56	18.809	1:39.349
10	15.096	1:39.263	69	16.557	1:39.617	69	17.748	1:39.309	69	18.903	1:39.265	69	19.771	1:39.222
19	16.132	1:39.095	19	17.072	1:39.048	19	17.944	1:38.990	19	19.458	1:39.624	19	19.929	1:38.825
47	22.297	1:38.925	47	23.823	1:39.634	47	24.671	1:38.966	4	25.815	1:38.847	4	26.085	1:38.624
4	22.482	1:39.199	4	24.582	1:40.208	4	25.078	1:38.614	47	25.890	1:39.329	47	26.097	1:38.561
93	22.638	1:38.773	93	24.706	1:40.176	93	26.095	1:39.507	93	27.744	1:39.759	93	28.703	1:39.313
64	27.377	1:39.515	64	28.091	1:38.822	64	28.745	1:38.772	64	28.925	1:38.290	64	28.887	1:38.316
9	27.522	1:39.764	9	28.474	1:39.060	9	29.133	1:38.777	9	29.393	1:38.370	9	29.258	1:38.219
82	32.564	1:40.206	82	34.097	1:39.641	82	35.282	1:39.303	82	36.221	1:39.049	82	36.981	1:39.114
33	33.219	1:40.895	33	34.766	1:39.655	33	36.532	1:39.884	33	38.380	1:39.958	33	40.476	1:40.450
14	33.293	1:40.577	22	35.075	1:39.547	22	36.789	1:39.832	22	38.749	1:40.070	5	40.872	1:39.658
22	33.636	1:40.231	5	36.423	1:40.467	5	37.775	1:39.470	5	39.568	1:39.903	6	41.335	1:39.520
6	33.796	1:39.487	6	36.442	1:40.754	6	38.579	1:40.255	6	40.169	1:39.700	22	42.270	1:41.875
5	34.064	1:39.664	2	37.095	1:40.021	2	38.771	1:39.794	2	40.312	1:39.651	2	42.462	1:40.504
2	35.182	1:40.128	14	41.232	1:46.047	14	43.560	1:40.446	14	45.004	1:39.554	14	46.384	1:39.734

Weather / Track : Sunny / Dry

Avon Tyres Caterham Seven 420R Championship - Race 2 - Round 10

EVENT RACE 12 - LAP CHART

LAP 16 @ 16:55:41.862			LAP 17 @ 16:57:20.637			LAP 18 @ 16:58:58.947			LAP 19 @ 17:00:37.934		
NO	BEHIND	LAP TIME	NO	BEHIND	LAP TIME	NO	BEHIND	LAP TIME	NO	BEHIND	LAP TIME
27		1:38.379	27		1:38.775	27		1:38.310	27		1:38.987
78	2.231	1:38.472	78	2.131	1:38.675	78	2.034	1:38.213	78	1.510	1:38.463
3	9.390	1:38.313	3	9.225	1:38.610	3	9.140	1:38.225	3	8.715	1:38.562
58	9.500	1:38.282	58	9.415	1:38.690	58	9.544	1:38.439	58	8.770	1:38.213
90	11.059	1:39.082	90	11.026	1:38.742	90	11.508	1:38.792	90	11.661	1:39.140
10	18.558	1:38.890	15	18.763	1:38.974	15	20.243	1:39.790	56	22.840	1:41.063
15	18.564	1:38.893	10	19.099	1:39.316	10	20.251	1:39.462	69	23.048	1:40.582
20	18.811	1:38.699	20	19.434	1:39.398	20	20.499	1:39.375	15	23.204	1:41.948
56	19.204	1:38.774	56	20.248	1:39.819	56	20.764	1:38.826	19	23.216	1:39.297
69	20.443	1:39.051	69	20.487	1:38.819	69	21.453	1:39.276	20	24.584	1:43.072
19	21.514	1:39.964	19	22.007	1:39.268	19	22.906	1:39.209	4	28.524	1:40.083
4	26.473	1:38.767	4	26.834	1:39.136	4	27.428	1:38.904	47	30.976	1:42.260
47	26.766	1:39.048	47	27.094	1:39.103	47	27.703	1:38.919	9	36.152	1:40.567
93	30.508	1:40.184	9	32.455	1:40.547	9	34.572	1:40.427	64	36.233	1:39.752
64	30.514	1:40.006	93	32.623	1:40.890	64	35.468	1:41.153	93	39.024	1:42.399
9	30.683	1:39.804	64	32.625	1:40.886	93	35.612	1:41.299	82	39.869	1:39.172
82	38.096	1:39.494	82	38.714	1:39.393	82	39.684	1:39.280	22	51.754	1:41.420
6	44.594	1:41.638	22	46.927	1:40.984	22	49.321	1:40.704	6	51.790	1:40.901
22	44.718	1:40.827	6	47.136	1:41.317	6	49.876	1:41.050	14	52.711	1:41.718
2	45.764	1:41.681	2	47.596	1:40.607	14	49.980	1:40.518	2	54.380	1:42.303
14	47.683	1:39.678	14	47.772	1:38.864	2	51.064	1:41.778			

Weather / Track : Sunny / Dry

Results can be found at www.tsl-timing.com

Page 4 of 4

Brands Hatch GP

Circuit Length = 2.4332 miles

Start: 16:29 Flag 17:00 End: 17:01

Printed - 17:06 Sunday, 05 August 2018

Avon Tyres Caterham Seven 420R Championship - Race 2 - Round 10

EVENT RACE 12 - POSITION CHART

No	Name	Lap																			
		Pos	1	2	3	4	5	6	7	8	9	10	11	12	13	14	15	16	17	18	19
78	WINSTANLEY	1	78	27	78	27	27	27	27	27	27	27	27	27	27	27	27	27	27	27	27
27	SMITH	2	27	78	27	78	78	78	78	78	78	78	78	78	78	78	78	78	78	78	78
69	COLLINS	3	69	58	58	58	58	58	58	58	58	3	3	3	3	3	3	3	3	3	3
90	BROWN	4	58	69	69	69	90	90	90	3	3	58	58	58	58	58	58	58	58	58	58
58	AINSCOUGH	5	19	90	90	90	69	69	3	90	90	90	90	90	90	90	90	90	90	90	90
6	SPARSHOTT	6	90	19	20	20	20	3	69	15	15	20	15	15	15	15	10	10	15	15	56
33	MOORE	7	56	20	19	19	3	20	20	20	20	15	20	20	10	10	15	15	10	10	69
56	SINCLAIR	8	6	56	56	56	19	15	15	69	69	69	56	56	20	20	20	20	20	20	15
5	RIMER	9	20	10	10	3	15	19	56	56	56	56	69	10	56	56	56	56	56	56	19
19	ARMSTRONG	10	33	15	15	10	56	56	19	10	10	10	10	69	69	69	69	69	69	69	20
18	BYRNE	11	15	6	3	15	10	10	10	19	19	19	19	19	19	19	19	19	19	19	4
14	BROWES	12	10	3	93	93	93	93	4	47	4	4	47	47	47	4	4	4	4	4	47
2	REEVE	13	93	93	33	33	4	4	93	4	47	47	4	4	4	47	47	47	47	47	9
22	BROWES	14	3	33	6	4	47	47	47	93	93	93	93	93	93	93	93	93	9	9	64
20	HENDERSON	15	5	22	22	64	33	64	9	9	64	9	64	64	64	64	64	64	93	64	93
93	EVANS	16	22	64	4	47	64	9	64	64	9	64	9	9	9	9	9	9	64	93	82
15	STEVENS	17	64	5	64	22	22	33	33	33	33	33	82	82	82	82	82	82	82	82	22
3	BYRNE	18	14	14	9	9	9	22	14	14	14	82	33	33	33	33	33	6	22	22	6
10	HEATON	19	4	4	47	5	5	5	5	82	82	14	14	22	22	22	5	22	6	6	14
64	EDEN	20	82	9	5	6	6	14	82	5	6	22	22	5	5	5	6	2	2	14	2
82	CALDER	21	9	47	14	14	14	82	6	6	5	6	6	6	6	6	22	14	14	2	
47	KOEBERLE	22	47	82	82	82	82	6	2	2	22	5	5	2	2	2	2				
4	BARNES	23	2	2	2	2	2	2	22	22	2	2	2	14	14	14	14				
9	DYER	24																			

Weather / Track : Sunny / Dry

Results can be found at www.tsl-timing.com

Brands Hatch GP
 Circuit Length = 2.4332 miles
 Start: 16:29 Flag 17:00 End: 17:01

Printed - 17:07 Sunday, 05 August 2018

Avon Tyres Caterham Seven 420R Championship - Race 2 - Round 10

EVENT RACE 12 - BEST SECTORS

SECTOR 1			SECTOR 2			SECTOR 3			IDEAL / BEST COMPARISON						
POS	NO	NAME	TIME	NO	NAME	TIME	NO	NAME	TIME	POS	NO	NAME	IDEAL	BEST	DIFF
													PERFECT LAP	1:37.181	
1	27	SMITH	30.462	3	BYRNE	43.496	3	BYRNE	23.223	1	27	SMITH	1:37.386	1:37.684	0.298
2	3	BYRNE	30.682	27	SMITH	43.510	78	WINSTANLEY	23.274	2	3	BYRNE	1:37.401	1:37.754	0.353
3	78	WINSTANLEY	30.687	78	WINSTANLEY	43.579	10	HEATON	23.292	3	78	WINSTANLEY	1:37.540	1:37.770	0.230
4	47	KOEBERLE	30.697	9	DYER	43.590	90	BROWN	23.315	4	90	BROWN	1:37.655	1:37.729	0.074
5	90	BROWN	30.712	90	BROWN	43.628	64	EDEN	23.363	5	47	KOEBERLE	1:37.797	1:37.987	0.190
6	58	AINSCOUGH	30.739	47	KOEBERLE	43.664	20	HENDERSON	23.370	6	58	AINSCOUGH	1:37.902	1:38.133	0.231
7	82	CALDER	30.832	58	AINSCOUGH	43.713	56	SINCLAIR	23.371	7	64	EDEN	1:38.000	1:38.290	0.290
8	4	BARNES	30.833	64	EDEN	43.734	9	DYER	23.380	8	10	HEATON	1:38.053	1:38.353	0.300
9	15	STEVENS	30.835	56	SINCLAIR	43.835	27	SMITH	23.414	9	9	DYER	1:38.113	1:38.219	0.106
10	93	EVANS	30.844	4	BARNES	43.837	47	KOEBERLE	23.436	10	20	HENDERSON	1:38.134	1:38.640	0.506
11	10	HEATON	30.900	20	HENDERSON	43.858	58	AINSCOUGH	23.450	11	56	SINCLAIR	1:38.181	1:38.439	0.258
12	64	EDEN	30.903	10	HEATON	43.861	22	BROWES	23.470	12	15	STEVENS	1:38.199	1:38.278	0.079
13	20	HENDERSON	30.906	82	CALDER	43.875	15	STEVENS	23.481	13	4	BARNES	1:38.243	1:38.491	0.248
14	14	BROWES	30.911	15	STEVENS	43.883	69	COLLINS	23.489	14	82	CALDER	1:38.322	1:38.521	0.199
15	69	COLLINS	30.931	19	ARMSTRONG	43.993	4	BARNES	23.573	15	69	COLLINS	1:38.444	1:38.789	0.345
16	19	ARMSTRONG	30.970	69	COLLINS	44.024	14	BROWES	23.577	16	93	EVANS	1:38.624	1:38.773	0.149
17	56	SINCLAIR	30.975	5	RIMER	44.065	93	EVANS	23.592	17	19	ARMSTRONG	1:38.654	1:38.779	0.125
18	6	SPARSHOTT	31.091	93	EVANS	44.188	2	REEVE	23.595	18	14	BROWES	1:38.790	1:38.864	0.074
19	9	DYER	31.143	22	BROWES	44.197	82	CALDER	23.615	19	22	BROWES	1:38.823	1:39.535	0.712
20	22	BROWES	31.156	6	SPARSHOTT	44.216	5	RIMER	23.647	20	5	RIMER	1:38.878	1:39.470	0.592
21	5	RIMER	31.166	14	BROWES	44.302	19	ARMSTRONG	23.691	21	6	SPARSHOTT	1:39.254	1:39.487	0.233
22	33	MOORE	31.191	33	MOORE	44.423	33	MOORE	23.754	22	2	REEVE	1:39.310	1:39.651	0.341
23	2	REEVE	31.204	2	REEVE	44.511	6	SPARSHOTT	23.947	23	33	MOORE	1:39.368	1:39.655	0.287
24															

Weather / Track : Sunny / Dry

Results can be found at www.tsl-timing.com

Brands Hatch GP

Circuit Length = 2.4332 miles

Start: 16:29 Flag 17:00 End: 17:01

Printed - 17:05 Sunday, 05 August 2018

Avon Tyres Caterham Seven 420R Championship - Race 2 - Round 10

EVENT RACE 12 - BEST SPEEDS

POS	INTERMEDIATE 1			INTERMEDIATE 2			FINISH LINE		
	NO	NAME	MPH	NO	NAME	MPH	NO	NAME	MPH
1	10	HEATON	101.8	3	BYRNE	94.2	56	SINCLAIR	123.1
2	56	SINCLAIR	101.3	90	BROWN	93.3	9	DYER	122.9
3	47	KOEBERLE	101.3	58	AINSCOUGH	93.2	82	CALDER	122.9
4	90	BROWN	101.2	19	ARMSTRONG	93.2	10	HEATON	122.9
5	27	SMITH	100.9	82	CALDER	93.0	5	RIMER	122.2
6	27	CALDER	100.9	27	SMITH	92.5	4	BARNES	122.0
7	69	COLLINS	100.7	4	BARNES	92.3	15	STEVENS	121.7
8	5	RIMER	100.7	47	KOEBERLE	92.0	47	KOEBERLE	121.7
9	4	BARNES	100.6	10	HEATON	92.0	33	MOORE	121.7
10	14	BROWES	100.6	93	EVANS	91.8	14	BROWES	121.5
11	78	WINSTANLEY	100.4	22	BROWES	91.8	20	HENDERSON	121.3
12	3	BYRNE	100.4	6	SPARSHOTT	91.4	93	EVANS	121.1
13	15	STEVENS	100.4	20	HENDERSON	90.9	2	REEVE	121.1
14	20	HENDERSON	100.4	14	BROWES	90.9	3	BYRNE	120.9
15	58	AINSCOUGH	100.3	69	COLLINS	90.8	6	SPARSHOTT	120.9
16	22	BROWES	100.3	9	DYER	90.8	64	EDEN	120.6
17	6	SPARSHOTT	100.3	64	EDEN	90.4	22	BROWES	120.2
18	19	ARMSTRONG	100.0	2	REEVE	90.3	69	COLLINS	120.0
19	9	DYER	99.8	56	SINCLAIR	90.1	78	WINSTANLEY	119.8
20	64	EDEN	99.8	33	MOORE	89.5	90	BROWN	119.8
21	93	EVANS	99.7	15	STEVENS	89.4	19	ARMSTRONG	119.6
22	2	REEVE	99.2	78	WINSTANLEY	89.3	58	AINSCOUGH	118.9
23	33	MOORE	99.1	5	RIMER	87.7	27	SMITH	116.5
24									

Weather / Track : Sunny / Dry

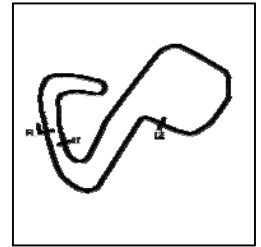
Results can be found at www.tsl-timing.com

Brands Hatch GP
Circuit Length = 2.4332 miles
Start: 16:29 Flag 17:00 End: 17:01

Printed - 17:06 Sunday, 05 August 2018

Avon Tyres Caterham Seven 420R Championship - Race 2 - Round 10

EVENT RACE 12 - SECTOR ANALYSIS



SECTOR 1 = FL to I1, SECTOR 2 = I1 to I2, SECTOR 3 = I2 to FL, DIFF = Difference To Personal Best Lap, P = Crossed Finish Line in Pit Lane, D = Time Disallowed

P1 27		William SMITH					Caterham 420R				
IDEAL LAP TIME : 1:37.386		BEST LAP TIME : 1:37.684					DIFFERENCE : 0.298				
LAP	SECTOR 1	SECTOR 2		SECTOR 3		LAP TIME	MPH	DIFF	TIME OF DAY		
1 -		99.5	43.733	89.3	23.935	110.7	1:44.196	84.07	6.512	16:31:09.875	
2 -	31.322	100.0	43.510	90.4	23.709	115.7	1:38.541	88.89	0.857	16:32:48.416	
3 -	31.386	100.9	43.741	89.9	23.793	112.4	1:38.920	88.55	1.236	16:34:27.336	
4 -	31.229	100.6	43.513	90.0	23.680	115.5	1:38.422	89.00	0.738	16:36:05.758	
5 -	30.748	98.3	43.876	89.8	23.414	115.7	1:38.038	89.35	0.354	16:37:43.796	
6 -	30.652	99.5	43.692	91.3	23.682	115.1	1:38.026	89.36	0.342	16:39:21.822	
7 -	30.707	99.2	43.626	90.6	23.653	115.7	1:37.986	89.39	0.302	16:40:59.808	
8 -	30.550	99.5	43.589	90.5	23.597	115.9	1:37.736 (2)	89.62	0.052	16:42:37.544	
9 -	30.499	99.5	43.655	91.6	23.590	115.9	1:37.744 (3)	89.62	0.060	16:44:15.288	
10 -	30.462	99.2	43.669	92.5	23.553	115.3	1:37.684 (1)	89.67		16:45:52.972	
11 -	30.579	99.8	43.616	91.1	23.626	114.3	1:37.821	89.54	0.137	16:47:30.793	
12 -	30.673	98.8	43.899	91.5	23.536	115.7	1:38.108	89.28	0.424	16:49:08.901	
13 -	30.663	99.4	43.829	89.7	23.626	115.5	1:38.118	89.27	0.434	16:50:47.019	
14 -	30.660	99.1	43.861	90.6	23.589	116.5	1:38.110	89.28	0.426	16:52:25.129	
15 -	30.844	98.8	43.909	90.4	23.601	115.7	1:38.354	89.06	0.670	16:54:03.483	
16 -	30.747	99.8	43.901	90.9	23.731	115.5	1:38.379	89.04	0.695	16:55:41.862	
17 -	30.738	99.7	44.359	89.4	23.678	115.7	1:38.775	88.68	1.091	16:57:20.637	
18 -	30.659	100.1	44.054	90.6	23.597	115.3	1:38.310	89.10	0.626	16:58:58.947	
19 -	30.942	99.5	44.033	89.2	24.012	114.5	1:38.987	88.49	1.303	17:00:37.934	

P2 78		Danny WINSTANLEY					Caterham 420R				
IDEAL LAP TIME : 1:37.540		BEST LAP TIME : 1:37.770					DIFFERENCE : 0.230				
LAP	SECTOR 1	SECTOR 2		SECTOR 3		LAP TIME	MPH	DIFF	TIME OF DAY		
1 -		98.6	44.228	88.1	23.639	116.3	1:44.097	84.15	6.327	16:31:09.776	
2 -	31.176	99.5	44.042	89.2	23.460	119.8	1:38.678	88.77	0.908	16:32:48.454	
3 -	31.127	98.8	44.228	86.2	23.476	117.3	1:38.831	88.63	1.061	16:34:27.285	
4 -	31.003	98.9	44.076	88.0	23.504	112.4	1:38.583	88.85	0.813	16:36:05.868	
5 -	31.023	99.5	43.799	87.3	23.274	116.9	1:38.096	89.29	0.326	16:37:43.964	
6 -	30.851	100.1	43.612	85.8	23.554	117.1	1:38.017	89.37	0.247	16:39:21.981	
7 -	30.838	100.1	43.579	87.1	23.575	115.1	1:37.992 (3)	89.39	0.222	16:40:59.973	
8 -	30.738	100.3	43.601	89.3	23.527	118.9	1:37.866 (2)	89.50	0.096	16:42:37.839	
9 -	30.762	99.8	43.662	89.3	23.346	118.9	1:37.770 (1)	89.59		16:44:15.609	
10 -	30.980	99.1	43.687	87.1	23.417	117.3	1:38.084	89.30	0.314	16:45:53.693	
11 -	30.722	100.1	43.742	86.4	23.764	114.3	1:38.228	89.17	0.458	16:47:31.921	
12 -	30.955	99.7	43.877	85.5	23.539	116.3	1:38.371	89.04	0.601	16:49:10.292	
13 -	30.929	99.1	44.131	85.9	23.595	115.5	1:38.655	88.79	0.885	16:50:48.947	
14 -	30.813	99.1	43.967	87.2	23.606	116.3	1:38.386	89.03	0.616	16:52:27.333	
15 -	30.807	98.8	43.968	88.6	23.513	115.9	1:38.288	89.12	0.518	16:54:05.621	
16 -	30.956	99.7	43.975	85.9	23.541	115.9	1:38.472	88.95	0.702	16:55:44.093	
17 -	30.752	99.8	44.149	87.6	23.774	115.9	1:38.675	88.77	0.905	16:57:22.768	
18 -	30.687	100.4	44.034	88.1	23.492	115.7	1:38.213	89.19	0.443	16:59:00.981	
19 -	30.758	99.7	44.066	89.0	23.639	116.1	1:38.463	88.96	0.693	17:00:39.444	

P3 3		John BYRNE					Caterham 420R				
IDEAL LAP TIME : 1:37.401		BEST LAP TIME : 1:37.754					DIFFERENCE : 0.353				
LAP	SECTOR 1	SECTOR 2		SECTOR 3		LAP TIME	MPH	DIFF	TIME OF DAY		
1 -		97.8	45.467	88.1	23.817	120.6	1:49.326	80.12	11.572	16:31:15.005	
2 -	31.532	100.4	44.958	81.2	24.364	117.9	1:40.854	86.85	3.100	16:32:55.859	
3 -	31.544	99.7	43.674	84.2	23.360	119.6	1:38.578	88.86	0.824	16:34:34.437	
4 -	31.043	100.4	43.581	91.5	23.223	120.9	1:37.847 (3)	89.52	0.093	16:36:12.284	
5 -	30.908	99.5	43.865	89.7	23.447	118.5	1:38.220	89.18	0.466	16:37:50.504	
6 -	30.811	100.4	43.638	87.2	23.370	119.1	1:37.819 (2)	89.55	0.065	16:39:28.323	
7 -	31.091	99.8	43.833	91.5	23.400	117.7	1:38.324	89.09	0.570	16:41:06.647	
8 -	31.152	99.8	43.496	90.8	23.492	117.5	1:38.140	89.25	0.386	16:42:44.787	
9 -	30.812	99.4	43.503	89.4	23.439	120.6	1:37.754 (1)	89.61		16:44:22.541	
10 -	30.808	98.6	43.786	92.0	23.534	115.7	1:38.128	89.26	0.374	16:46:00.669	
11 -	30.800	99.8	43.949	92.9	23.782	115.5	1:38.531	88.90	0.777	16:47:39.200	
12 -	30.682	99.2	44.387	89.7	23.489	115.9	1:38.558	88.88	0.804	16:49:17.758	

Weather / Track : Sunny / Dry

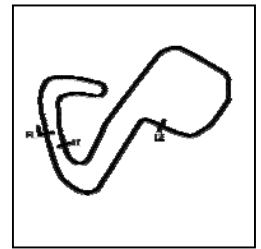
Brands Hatch GP

Circuit Length = 2.4332 miles

Start: 16:29 Flag 17:00 End: 17:01

Avon Tyres Caterham Seven 420R Championship - Race 2 - Round 10

EVENT RACE 12 - SECTOR ANALYSIS



SECTOR 1 = FL to I1, SECTOR 2 = I1 to I2, SECTOR 3 = I2 to FL, DIFF = Difference To Personal Best Lap, P = Crossed Finish Line in Pit Lane, D = Time Disallowed

13 -	30.864	98.5	43.848	90.5	23.535	116.5	1:38.247	89.16	0.493	16:50:56.005
14 -	30.978	98.6	43.917	94.2	23.745	117.1	1:38.640	88.80	0.886	16:52:34.645
15 -	30.834	99.2	43.864	91.9	23.596	116.5	1:38.294	89.11	0.540	16:54:12.939
16 -	30.752	100.0	43.834	92.1	23.727	116.5	1:38.313	89.10	0.559	16:55:51.252
17 -	30.892	99.7	44.100	91.5	23.618	116.1	1:38.610	88.83	0.856	16:57:29.862
18 -	30.789	100.0	43.919	89.4	23.517	115.5	1:38.225	89.18	0.471	16:59:08.087
19 -	30.880	99.5	44.005	91.6	23.677	116.3	1:38.562	88.87	0.808	17:00:46.649

P4 58		Richard AINSCOUGH					Caterham 420R				
IDEAL LAP TIME : 1:37.902		BEST LAP TIME : 1:38.133					DIFFERENCE : 0.231				
LAP	SECTOR 1	SECTOR 2	SECTOR 3	LAP TIME	MPH	DIFF	TIME OF DAY				
1 -		98.6	44.151	89.5	23.522	118.9	1:44.764	83.61	6.631	16:31:10.443	
2 -	31.606	98.6	44.247	86.2	23.980	113.7	1:39.833	87.74	1.700	16:32:50.276	
3 -	31.786	98.8	44.150	90.4	23.833	114.7	1:39.769	87.80	1.636	16:34:30.045	
4 -	31.131	98.6	44.054	91.3	23.786	115.5	1:38.971	88.50	0.838	16:36:09.016	
5 -	30.882	97.8	44.216	90.6	23.777	114.5	1:38.875	88.59	0.742	16:37:47.891	
6 -	30.887	98.9	43.957	90.3	23.883	113.9	1:38.727	88.72	0.594	16:39:26.618	
7 -	30.853	98.8	43.981	90.5	23.752	114.5	1:38.586	88.85	0.453	16:41:05.204	
8 -	30.887	98.3	43.822	91.3	23.739	115.5	1:38.448	88.97	0.315	16:42:43.652	
9 -	31.004	97.9	43.976	90.6	23.757	114.7	1:38.737	88.71	0.604	16:44:22.389	
10 -	31.140	99.4	43.842	87.1	23.450	118.1	1:38.432	88.99	0.299	16:46:00.821	
11 -	30.905	100.3	43.954	89.5	23.657	115.3	1:38.516	88.91	0.383	16:47:39.337	
12 -	30.844	99.4	44.288	92.5	23.619	117.9	1:38.751	88.70	0.618	16:49:18.088	
13 -	30.844	98.8	43.751	91.4	23.538	118.5	1:38.133 (1)	89.26		16:50:56.221	
14 -	30.898	97.5	44.056	93.2	23.705	114.9	1:38.659	88.78	0.526	16:52:34.880	
15 -	30.986	98.6	43.742	92.1	23.472	117.9	1:38.200 (2)	89.20	0.067	16:54:13.080	
16 -	30.908	99.2	43.748	91.1	23.626	115.5	1:38.282	89.12	0.149	16:55:51.362	
17 -	31.028	99.4	44.040	87.7	23.622	118.3	1:38.690	88.76	0.557	16:57:30.052	
18 -	31.037	99.4	43.713	90.4	23.689	115.5	1:38.439	88.98	0.306	16:59:08.491	
19 -	30.739	98.8	43.916	91.5	23.558	117.9	1:38.213 (3)	89.19	0.080	17:00:46.704	

P5 90		Jack BROWN					Caterham 420R				
IDEAL LAP TIME : 1:37.655		BEST LAP TIME : 1:37.729					DIFFERENCE : 0.074				
LAP	SECTOR 1	SECTOR 2	SECTOR 3	LAP TIME	MPH	DIFF	TIME OF DAY				
1 -		97.9	45.398	85.9	24.520	116.7	1:47.489	81.49	9.760	16:31:13.168	
2 -	31.123	98.9	44.169	91.0	23.792	115.1	1:39.084	88.40	1.355	16:32:52.252	
3 -	30.970	99.4	44.235	88.5	23.924	115.9	1:39.129	88.36	1.400	16:34:31.381	
4 -	30.872	100.0	44.170	89.5	23.627	117.3	1:38.669	88.78	0.940	16:36:10.050	
5 -	30.775	99.4	44.092	88.7	24.388	114.1	1:39.255	88.25	1.526	16:37:49.305	
6 -	31.017	99.1	44.040	89.8	23.731	114.7	1:38.788	88.67	1.059	16:39:28.093	
7 -	30.924	99.2	43.871	93.0	23.662	116.9	1:38.457	88.97	0.728	16:41:06.550	
8 -	31.055	98.2	43.948	90.6	23.481	119.4	1:38.484	88.94	0.755	16:42:45.034	
9 -	30.898	100.3	43.902	91.0	23.609	116.5	1:38.409	89.01	0.680	16:44:23.443	
10 -	30.786	99.4	43.628	91.5	23.315	119.4	1:37.729 (1)	89.63		16:46:01.172	
11 -	30.803	101.2	43.889	88.1	23.591	119.8	1:38.283 (3)	89.12	0.554	16:47:39.455	
12 -	31.068	99.8	44.349	93.3	23.688	115.7	1:39.105	88.38	1.376	16:49:18.560	
13 -	30.778	100.0	43.686	92.1	23.637	118.9	1:38.101 (2)	89.29	0.372	16:50:56.661	
14 -	30.897	99.4	44.147	90.6	23.599	117.9	1:38.643	88.80	0.914	16:52:35.304	
15 -	30.712	99.8	44.236	91.4	23.587	117.5	1:38.535	88.90	0.806	16:54:13.839	
16 -	31.050	98.6	44.198	87.8	23.834	115.5	1:39.082	88.41	1.353	16:55:52.921	
17 -	31.090	99.2	44.003	91.1	23.649	115.9	1:38.742	88.71	1.013	16:57:31.663	
18 -	30.963	100.1	44.034	91.9	23.795	114.5	1:38.792	88.66	1.063	16:59:10.455	
19 -	30.870	99.1	44.455	89.9	23.815	114.7	1:39.140	88.35	1.411	17:00:49.595	

P6 56		Andres SINCLAIR					Caterham 420R				
IDEAL LAP TIME : 1:38.181		BEST LAP TIME : 1:38.439					DIFFERENCE : 0.258				
LAP	SECTOR 1	SECTOR 2	SECTOR 3	LAP TIME	MPH	DIFF	TIME OF DAY				
1 -		98.9	45.218	84.7	24.033	123.1	1:47.500	81.48	9.061	16:31:13.179	
2 -	32.163	98.8	44.899	88.1	23.603	121.1	1:40.665	87.01	2.226	16:32:53.844	
3 -	31.366	100.7	44.494	85.8	23.490	121.7	1:39.350	88.17	0.911	16:34:33.194	
4 -	31.141	99.5	44.271	88.8	23.645	117.3	1:39.057	88.43	0.618	16:36:12.251	
5 -	31.217	100.6	44.138	90.1	24.118	120.6	1:39.473	88.06	1.034	16:37:51.724	

Weather / Track : Sunny / Dry

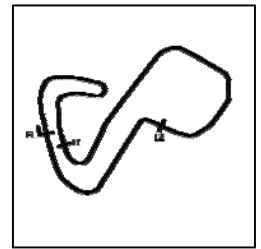
Brands Hatch GP

Circuit Length = 2.4332 miles

Start: 16:29 Flag 17:00 End: 17:01

Avon Tyres Caterham Seven 420R Championship - Race 2 - Round 10

EVENT RACE 12 - SECTOR ANALYSIS



SECTOR 1 = FL to I1, SECTOR 2 = I1 to I2, SECTOR 3 = I2 to FL, DIFF = Difference To Personal Best Lap, P = Crossed Finish Line in Pit Lane, D = Time Disallowed

6 -	31.004	100.7	44.364	85.3	23.766	120.4	1:39.134	88.36	0.695	16:39:30.858
7 -	31.367	100.1	43.915	87.0	23.725	118.5	1:39.007	88.47	0.568	16:41:09.865
8 -	31.178	100.9	44.006	85.0	23.579	120.4	1:38.763 (2)	88.69	0.324	16:42:48.628
9 -	31.159	100.4	44.131	89.7	23.657	119.8	1:38.947	88.53	0.508	16:44:27.575
10 -	31.059	100.6	44.009	87.7	23.371	121.5	1:38.439 (1)	88.98		16:46:06.014
11 -	31.145	101.3	44.573	89.9	23.828	117.5	1:39.546	87.99	1.107	16:47:45.560
12 -	31.305	100.0	43.835	88.6	23.761	118.7	1:38.901	88.57	0.462	16:49:24.461
13 -	31.392	98.6	44.472	85.5	23.519	121.3	1:39.383	88.14	0.944	16:51:03.844
14 -	30.975	100.7	44.396	83.2	23.728	120.2	1:39.099	88.39	0.660	16:52:42.943
15 -	31.274	100.3	44.581	85.5	23.494	120.6	1:39.349	88.17	0.910	16:54:22.292
16 -	31.194	99.2	43.930	86.5	23.650	119.8	1:38.774 (3)	88.68	0.335	16:56:01.066
17 -	31.383	100.4	44.358	88.1	24.078	117.9	1:39.819	87.75	1.380	16:57:40.885
18 -	31.027	100.4	44.181	82.4	23.618	120.9	1:38.826	88.63	0.387	16:59:19.711
19 -	31.304	98.1	44.764	83.2	24.995	113.3	1:41.063	86.67	2.624	17:01:00.774

P7	69	Stephen COLLINS					Caterham 420R				
IDEAL LAP TIME : 1:38.444		BEST LAP TIME : 1:38.789					DIFFERENCE : 0.345				

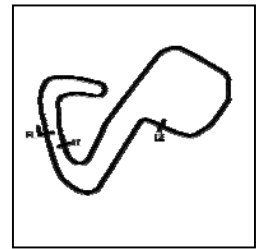
LAP	SECTOR 1		SECTOR 2		SECTOR 3		LAP TIME	MPH	DIFF	TIME OF DAY
1 -		99.7	44.197	88.5	23.760	116.7	1:44.718	83.65	5.929	16:31:10.397
2 -	31.319	98.8	44.740	84.4	23.841	116.5	1:39.900	87.68	1.111	16:32:50.297
3 -	31.522	98.5	44.682	87.4	23.758	117.3	1:39.962	87.63	1.173	16:34:30.259
4 -	31.182	99.8	44.189	88.6	23.587	119.1	1:38.958	88.52	0.169	16:36:09.217
5 -	31.075	98.5	44.498	90.8	24.546	113.5	1:40.119	87.49	1.330	16:37:49.336
6 -	31.269	100.1	44.024	88.5	23.629	118.5	1:38.922	88.55	0.133	16:39:28.258
7 -	31.552	99.1	44.900	84.4	23.985	114.5	1:40.437	87.21	1.648	16:41:08.695
8 -	31.786	100.6	44.176	84.6	23.675	118.1	1:39.637	87.91	0.848	16:42:48.332
9 -	31.096	98.8	44.061	88.5	23.632	117.7	1:38.789 (1)	88.67		16:44:27.121
10 -	30.931	98.6	44.237	90.1	23.668	117.1	1:38.836 (3)	88.63	0.047	16:46:05.957
11 -	31.423	100.7	44.562	89.3	23.899	118.3	1:39.884	87.70	1.095	16:47:45.841
12 -	31.595	98.8	44.287	86.3	23.735	116.3	1:39.617	87.93	0.828	16:49:25.458
13 -	31.286	97.8	44.245	89.0	23.778	116.7	1:39.309	88.20	0.520	16:51:04.767
14 -	31.108	98.3	44.417	87.2	23.740	116.9	1:39.265	88.24	0.476	16:52:44.032
15 -	31.160	99.7	44.136	87.8	23.926	116.7	1:39.222	88.28	0.433	16:54:23.254
16 -	31.174	99.1	44.082	90.6	23.795	115.9	1:39.051	88.43	0.262	16:56:02.305
17 -	31.117	99.2	44.213	90.0	23.489	120.0	1:38.819 (2)	88.64	0.030	16:57:41.124
18 -	31.108	100.0	44.281	89.4	23.887	117.1	1:39.276	88.23	0.487	16:59:20.400
19 -	31.178	98.5	44.645	87.1	24.759	116.1	1:40.582	87.09	1.793	17:01:00.982

P8	15	Luke STEVENS					Caterham 420R				
IDEAL LAP TIME : 1:38.199		BEST LAP TIME : 1:38.278					DIFFERENCE : 0.079				

LAP	SECTOR 1		SECTOR 2		SECTOR 3		LAP TIME	MPH	DIFF	TIME OF DAY
1 -		98.3	45.249	86.0	23.602	120.9	1:48.222	80.94	9.944	16:31:13.901
2 -	32.099	95.5	45.287	87.2	23.946	120.6	1:41.332	86.44	3.054	16:32:55.233
3 -	31.727	98.5	43.891	89.4	23.481	121.1	1:39.099	88.39	0.821	16:34:34.332
4 -	31.387	98.5	43.981	85.3	23.508	119.6	1:38.876	88.59	0.598	16:36:13.208
5 -	30.835	99.7	43.885	86.9	23.558	120.2	1:38.278 (1)	89.13		16:37:51.486
6 -	30.889	100.4	44.011	87.2	23.868	115.7	1:38.768 (3)	88.69	0.490	16:39:30.254
7 -	31.022	98.6	43.977	86.4	23.593	120.6	1:38.592 (2)	88.84	0.314	16:41:08.846
8 -	31.361	100.0	43.883	87.6	23.616	117.1	1:38.860	88.60	0.582	16:42:47.706
9 -	31.187	98.5	43.987	86.8	23.691	116.3	1:38.865	88.60	0.587	16:44:26.571
10 -	31.052	97.5	44.001	89.2	23.767	115.1	1:38.820	88.64	0.542	16:46:05.391
11 -	31.118	99.5	44.225	87.0	23.672	115.1	1:39.015	88.46	0.737	16:47:44.406
12 -	31.182	98.8	44.099	88.7	23.732	116.3	1:39.013	88.47	0.735	16:49:23.419
13 -	31.530	98.5	44.224	87.7	23.711	115.7	1:39.465	88.06	1.187	16:51:02.884
14 -	31.058	98.1	44.800	85.2	23.513	117.9	1:39.371	88.15	1.093	16:52:42.255
15 -	31.182	98.3	44.557	86.1	23.539	117.5	1:39.278	88.23	1.000	16:54:21.533
16 -	31.045	98.5	44.359	86.8	23.489	119.4	1:38.893	88.57	0.615	16:56:00.426
17 -	31.016	98.6	44.228	89.2	23.730	115.7	1:38.974	88.50	0.696	16:57:39.400
18 -	31.311	98.8	44.892	86.1	23.587	121.7	1:39.790	87.78	1.512	16:59:19.190
19 -	31.313	97.2	44.874	83.6	25.761	113.5	1:41.948	85.92	3.670	17:01:01.138

Avon Tyres Caterham Seven 420R Championship - Race 2 - Round 10

EVENT RACE 12 - SECTOR ANALYSIS



SECTOR 1 = FL to I1, SECTOR 2 = I1 to I2, SECTOR 3 = I2 to FL, DIFF = Difference To Personal Best Lap, P = Crossed Finish Line in Pit Lane, D = Time Disallowed

P9 19		Justin ARMSTRONG					Caterham 420R			
IDEAL LAP TIME : 1:38.654		BEST LAP TIME : 1:38.779			DIFFERENCE : 0.125					
LAP	SECTOR 1	SECTOR 2		SECTOR 3		LAP TIME	MPH	DIFF	TIME OF DAY	
1 -		98.6	44.870	88.0	24.465	114.9	1:47.204	81.71	8.425	16:31:12.883
2 -	32.143	97.3	44.308	89.1	23.827	116.1	1:40.278	87.35	1.499	16:32:53.161
3 -	31.251	97.6	44.845	85.5	23.761	119.4	1:39.857	87.72	1.078	16:34:33.018
4 -	31.022	99.8	43.993	88.8	23.764	117.7	1:38.779 (1)	88.68		16:36:11.797
5 -	31.095	98.9	44.329	91.6	24.035	116.5	1:39.459	88.07	0.680	16:37:51.256
6 -	30.970	98.3	44.527	89.8	24.076	116.3	1:39.573	87.97	0.794	16:39:30.829
7 -	31.043	98.3	44.505	87.3	23.836	119.1	1:39.384	88.14	0.605	16:41:10.213
8 -	31.229	98.8	44.007	93.2	24.009	116.3	1:39.245	88.26	0.466	16:42:49.458
9 -	31.393	96.9	44.059	90.4	23.721	116.3	1:39.173	88.32	0.394	16:44:28.631
10 -	31.301	97.5	44.188	91.8	23.710	115.3	1:39.199	88.30	0.420	16:46:07.830
11 -	31.154	98.9	44.092	89.8	23.849	115.9	1:39.095	88.39	0.316	16:47:46.925
12 -	31.248	99.1	44.109	88.6	23.691	117.1	1:39.048	88.44	0.269	16:49:25.973
13 -	31.213	97.5	44.056	87.3	23.721	119.1	1:38.990 (3)	88.49	0.211	16:51:04.963
14 -	31.295	97.5	44.359	85.5	23.970	117.9	1:39.624	87.92	0.845	16:52:44.587
15 -	31.033	100.0	44.038	87.3	23.754	119.6	1:38.825 (2)	88.63	0.046	16:54:23.412
16 -	31.723	98.3	44.239	92.0	24.002	114.9	1:39.964	87.62	1.185	16:56:03.376
17 -	31.094	98.9	44.263	90.3	23.911	115.1	1:39.268	88.24	0.489	16:57:42.644
18 -	31.061	98.9	44.314	89.2	23.834	115.7	1:39.209	88.29	0.430	16:59:21.853
19 -	31.056	98.8	44.002	92.8	24.239	117.3	1:39.297	88.21	0.518	17:01:01.150

P10 20		David HENDERSON					Caterham 420R			
IDEAL LAP TIME : 1:38.134		BEST LAP TIME : 1:38.640			DIFFERENCE : 0.506					
LAP	SECTOR 1	SECTOR 2		SECTOR 3		LAP TIME	MPH	DIFF	TIME OF DAY	
1 -		98.8	44.988	85.9	24.255	119.1	1:47.831	81.23	9.191	16:31:13.510
2 -	31.928	98.5	44.487	90.8	23.619	118.7	1:40.034	87.56	1.394	16:32:53.544
3 -	31.222	99.5	44.178	89.4	23.763	116.5	1:39.163	88.33	0.523	16:34:32.707
4 -	31.051	99.1	43.963	90.4	23.626	117.1	1:38.640 (1)	88.80		16:36:11.347
5 -	31.311	97.3	43.872	90.9	23.564	118.5	1:38.747 (3)	88.70	0.107	16:37:50.094
6 -	30.983	99.4	44.567	89.8	23.607	116.9	1:39.157	88.34	0.517	16:39:29.251
7 -	30.932	100.0	44.683	87.1	23.841	117.1	1:39.456	88.07	0.816	16:41:08.707
8 -	31.310	98.8	44.324	83.9	23.455	121.3	1:39.089	88.40	0.449	16:42:47.796
9 -	31.504	98.2	43.923	88.7	23.370	120.2	1:38.797	88.66	0.157	16:44:26.593
10 -	30.906	98.8	44.351	89.7	23.512	117.1	1:38.769	88.69	0.129	16:46:05.362
11 -	31.477	100.4	44.260	90.9	23.482	120.2	1:39.219	88.28	0.579	16:47:44.581
12 -	31.491	98.9	43.895	89.2	23.564	120.9	1:38.950	88.52	0.310	16:49:23.531
13 -	31.684	98.9	44.843	90.3	23.483	119.6	1:40.010	87.58	1.370	16:51:03.541
14 -	31.001	98.6	44.409	82.9	23.735	118.7	1:39.145	88.35	0.505	16:52:42.686
15 -	31.209	98.8	44.435	87.8	23.644	117.9	1:39.288	88.22	0.648	16:54:21.974
16 -	31.305	99.1	43.858	86.1	23.536	119.1	1:38.699 (2)	88.75	0.059	16:56:00.673
17 -	31.420	100.0	44.401	88.1	23.577	118.9	1:39.398	88.12	0.758	16:57:40.071
18 -	31.178	99.8	44.561	85.3	23.636	118.3	1:39.375	88.14	0.735	16:59:19.446
19 -	31.398	99.7	44.757	90.5	26.917	109.6	1:43.072	84.98	4.432	17:01:02.518

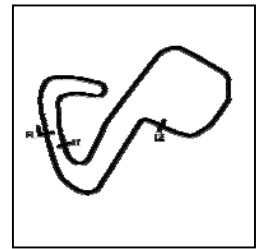
P11 4		Anthony BARNES					Caterham 420R			
IDEAL LAP TIME : 1:38.243		BEST LAP TIME : 1:38.491			DIFFERENCE : 0.248					
LAP	SECTOR 1	SECTOR 2		SECTOR 3		LAP TIME	MPH	DIFF	TIME OF DAY	
1 -		95.5	46.627	83.5	23.852	119.4	1:51.120	78.83	12.629	16:31:16.799
2 -	31.782	96.0	45.682	85.2	24.566	122.0	1:42.030	85.85	3.539	16:32:58.829
3 -	31.334	99.1	44.654	82.1	23.645	120.6	1:39.633	87.92	1.142	16:34:38.462
4 -	31.158	97.9	44.756	86.7	24.093	117.1	1:40.007	87.59	1.516	16:36:18.469
5 -	31.187	98.6	44.398	89.4	23.845	117.1	1:39.430	88.10	0.939	16:37:57.899
6 -	30.848	99.7	43.837	86.4	23.806	119.8	1:38.491 (1)	88.94		16:39:36.390
7 -	31.165	100.6	44.909	85.8	23.930	116.5	1:40.004	87.59	1.513	16:41:16.394
8 -	31.052	99.1	44.893	88.1	23.573	121.1	1:39.518	88.02	1.027	16:42:55.912
9 -	31.022	99.4	44.272	91.9	23.713	117.1	1:39.007	88.47	0.516	16:44:34.919
10 -	31.054	99.4	44.261	90.3	23.842	116.3	1:39.157	88.34	0.666	16:46:14.076
11 -	30.899	100.1	44.558	87.8	23.742	116.7	1:39.199	88.30	0.708	16:47:53.275
12 -	31.523	99.7	44.554	87.6	24.131	118.9	1:40.208	87.41	1.717	16:49:33.483

Weather / Track : Sunny / Dry

Brands Hatch GP
Circuit Length = 2.4332 miles
Start: 16:29 Flag 17:00 End: 17:01

Avon Tyres Caterham Seven 420R Championship - Race 2 - Round 10

EVENT RACE 12 - SECTOR ANALYSIS



SECTOR 1 = FL to I1, SECTOR 2 = I1 to I2, SECTOR 3 = I2 to FL, DIFF = Difference To Personal Best Lap, P = Crossed Finish Line in Pit Lane, D = Time Disallowed

13 -	30.931	99.8	44.068	90.8	23.615	119.6	1:38.614	(2)	88.82	0.123	16:51:12.097
14 -	30.833	99.5	43.868	89.4	24.146	116.7	1:38.847		88.62	0.356	16:52:50.944
15 -	30.993	100.0	44.022	92.1	23.609	116.3	1:38.624	(3)	88.82	0.133	16:54:29.568
16 -	30.975	99.7	44.149	92.0	23.643	116.7	1:38.767		88.69	0.276	16:56:08.335
17 -	30.970	99.4	44.436	89.3	23.730	115.9	1:39.136		88.36	0.645	16:57:47.471
18 -	30.953	100.0	44.316	90.8	23.635	116.5	1:38.904		88.56	0.413	16:59:26.375
19 -	31.390	98.2	44.444	92.3	24.249	115.9	1:40.083		87.52	1.592	17:01:06.458

P12 47		Alexander KOEBERLE					Caterham 420R				
IDEAL LAP TIME : 1:37.797		BEST LAP TIME : 1:37.987					DIFFERENCE : 0.190				
LAP	SECTOR 1	SECTOR 2	SECTOR 3	LAP TIME	MPH	DIFF	TIME OF DAY				
1 -		96.0	46.749	82.8	24.276	119.4	1:52.258	78.03	14.271	16:31:17.937	
2 -	31.532	98.6	45.283	83.5	24.581	120.4	1:41.396	86.39	3.409	16:32:59.333	
3 -	31.862	97.8	44.647	88.5	23.836	120.4	1:40.345	87.29	2.358	16:34:39.678	
4 -	30.998	101.3	44.641	89.8	23.814	119.4	1:39.453	88.08	1.466	16:36:19.131	
5 -	31.144	100.7	44.984	87.8	23.714	118.3	1:39.842	87.73	1.855	16:37:58.973	
6 -	30.711	100.4	43.664	92.0	23.612	118.7	1:37.987 (1)	89.39		16:39:36.960	
7 -	30.862	101.3	44.838	82.4	24.026	118.1	1:39.726	87.83	1.739	16:41:16.686	
8 -	31.115	100.7	44.284	90.5	23.778	117.1	1:39.177	88.32	1.190	16:42:55.863	
9 -	31.240	95.7	44.372	88.3	23.525	121.7	1:39.137	88.36	1.150	16:44:35.000	
10 -	31.058	101.3	44.362	86.7	23.745	119.1	1:39.165	88.33	1.178	16:46:14.165	
11 -	30.965	100.1	44.155	91.0	23.805	115.7	1:38.925	88.55	0.938	16:47:53.090	
12 -	30.783	99.7	44.866	84.3	23.985	115.7	1:39.634	87.92	1.647	16:49:32.724	
13 -	30.885	99.1	44.246	90.6	23.835	116.5	1:38.966	88.51	0.979	16:51:11.690	
14 -	30.697	99.2	44.364	86.8	24.268	119.4	1:39.329	88.19	1.342	16:52:51.019	
15 -	31.079	99.7	44.046	88.7	23.436	119.4	1:38.561	(2)	88.87	0.574	16:54:29.580
16 -	31.103	96.2	44.213	88.5	23.732	117.9	1:39.048	88.44	1.061	16:56:08.628	
17 -	30.878	99.2	44.542	89.9	23.683	116.5	1:39.103	88.39	1.116	16:57:47.731	
18 -	30.889	99.4	44.439	91.9	23.591	120.4	1:38.919	(3)	88.55	0.932	16:59:26.650
19 -	31.181	99.7	45.145	90.6	25.934	112.9	1:42.260	85.66	4.273	17:01:08.910	

P13 9		Matt DYER					Caterham 420R				
IDEAL LAP TIME : 1:38.113		BEST LAP TIME : 1:38.219					DIFFERENCE : 0.106				
LAP	SECTOR 1	SECTOR 2	SECTOR 3	LAP TIME	MPH	DIFF	TIME OF DAY				
1 -		95.0	46.302	82.7	24.189	122.2	1:51.951	78.24	13.732	16:31:17.630	
2 -	31.567	95.4	45.618	85.1	24.025	122.9	1:41.210	86.55	2.991	16:32:58.840	
3 -	32.032	98.2	44.693	88.0	23.576	120.2	1:40.301	87.33	2.082	16:34:39.141	
4 -	31.961	99.2	45.197	85.9	23.801	120.9	1:40.959	86.76	2.740	16:36:20.100	
5 -	31.315	98.8	45.257	82.0	23.762	119.6	1:40.334	87.30	2.115	16:38:00.434	
6 -	31.355	98.1	45.169	85.7	23.678	118.1	1:40.202	87.42	1.983	16:39:40.636	
7 -	31.203	98.3	44.432	87.3	24.080	116.1	1:39.715	87.84	1.496	16:41:20.351	
8 -	31.254	98.3	44.014	88.5	23.799	117.1	1:39.067	88.42	0.848	16:42:59.418	
9 -	31.498	98.2	44.620	84.7	23.631	119.8	1:39.749	87.81	1.530	16:44:39.167	
10 -	31.300	96.9	44.439	89.5	23.645	115.7	1:39.384	88.14	1.165	16:46:18.551	
11 -	31.484	98.5	44.638	85.0	23.642	120.0	1:39.764	87.80	1.545	16:47:58.315	
12 -	31.337	99.8	44.054	88.5	23.669	118.5	1:39.060	88.42	0.841	16:49:37.375	
13 -	31.326	99.1	43.966	89.9	23.485	119.6	1:38.777	(3)	88.68	0.558	16:51:16.152
14 -	31.166	98.5	43.590	87.3	23.614	119.6	1:38.370	(2)	89.04	0.151	16:52:54.522
15 -	31.193	98.5	43.646	90.8	23.380	119.8	1:38.219 (1)	89.18		16:54:32.741	
16 -	31.513	99.5	44.662	83.7	23.629	121.3	1:39.804	87.77	1.585	16:56:12.545	
17 -	31.878	98.9	44.805	88.8	23.864	116.1	1:40.547	87.12	2.328	16:57:53.092	
18 -	31.591	98.2	44.953	88.6	23.883	115.9	1:40.427	87.22	2.208	16:59:33.519	
19 -	31.143	98.9	44.498	87.8	24.926	115.5	1:40.567	87.10	2.348	17:01:14.086	

P14 64		Tom EDEN					Caterham 420R				
IDEAL LAP TIME : 1:38.000		BEST LAP TIME : 1:38.290					DIFFERENCE : 0.290				
LAP	SECTOR 1	SECTOR 2	SECTOR 3	LAP TIME	MPH	DIFF	TIME OF DAY				
1 -		94.6	46.012	86.1	24.460	118.9	1:50.834	79.03	12.544	16:31:16.513	
2 -	31.626	97.9	45.283	82.8	24.498	120.6	1:41.407	86.38	3.117	16:32:57.920	
3 -	31.572	97.9	45.576	80.1	23.831	118.7	1:40.979	86.74	2.689	16:34:38.899	
4 -	31.225	99.4	44.895	90.0	24.101	116.1	1:40.221	87.40	1.931	16:36:19.120	
5 -	31.583	99.7	45.392	82.0	24.318	116.1	1:41.293	86.48	3.003	16:38:00.413	

Weather / Track : Sunny / Dry

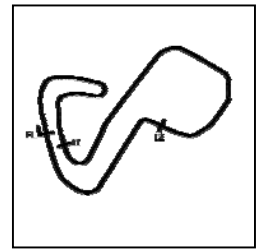
Brands Hatch GP

Circuit Length = 2.4332 miles

Start: 16:29 Flag 17:00 End: 17:01

Avon Tyres Caterham Seven 420R Championship - Race 2 - Round 10

EVENT RACE 12 - SECTOR ANALYSIS



SECTOR 1 = FL to I1, SECTOR 2 = I1 to I2, SECTOR 3 = I2 to FL, DIFF = Difference To Personal Best Lap, P = Crossed Finish Line in Pit Lane, D = Time Disallowed

6 -	31.111	99.4	45.166	86.8	23.827	114.3	1:40.104	87.50	1.814	16:39:40.517
7 -	31.129	97.8	44.839	85.2	23.929	120.2	1:39.897	87.68	1.607	16:41:20.414
8 -	30.959	98.3	44.469	85.4	23.644	119.4	1:39.072	88.41	0.782	16:42:59.486
9 -	31.574	93.4	44.256	87.8	23.795	115.3	1:39.625	87.92	1.335	16:44:39.111
10 -	31.375	99.5	44.702	86.1	23.467	119.4	1:39.544	87.99	1.254	16:46:18.655
11 -	31.507	96.6	44.174	87.1	23.834	114.1	1:39.515	88.02	1.225	16:47:58.170
12 -	31.022	99.1	43.901	88.3	23.899	114.7	1:38.822	88.64	0.532	16:49:36.992
13 -	31.147	98.9	44.017	90.4	23.608	115.9	1:38.772	(3) 88.68	0.482	16:51:15.764
14 -	30.903	99.1	43.734	88.1	23.653	116.9	1:38.290	(1) 89.12		16:52:54.054
15 -	30.909	99.8	43.795	85.7	23.612	120.4	1:38.316	(2) 89.09	0.026	16:54:32.370
16 -	31.447	94.6	44.791	85.9	23.768	118.3	1:40.006	87.59	1.716	16:56:12.376
17 -	31.762	99.5	45.761	87.1	23.363	118.7	1:40.886	86.82	2.596	16:57:53.262
18 -	31.926	96.8	45.336	82.1	23.891	116.5	1:41.153	86.59	2.863	16:59:34.415
19 -	30.923	99.7	44.114	87.1	24.715	119.4	1:39.752	87.81	1.462	17:01:14.167

P15	93	Mike EVANS					Caterham 420R			
IDEAL LAP TIME : 1:38.624		BEST LAP TIME : 1:38.773			DIFFERENCE : 0.149					

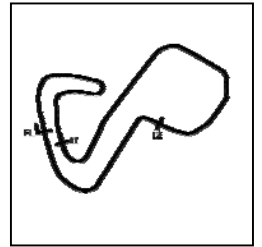
LAP	SECTOR 1		SECTOR 2		SECTOR 3		LAP TIME	MPH	DIFF	TIME OF DAY
1 -		95.1	46.013	85.7	23.592	121.1	1:48.812	80.50	10.039	16:31:14.491
2 -	32.015	97.8	45.219	79.5	24.446	117.7	1:41.680	86.15	2.907	16:32:56.171
3 -	31.409	90.1	44.686	88.6	23.785	116.1	1:39.880	87.70	1.107	16:34:36.051
4 -	31.295	98.3	44.382	87.8	23.825	115.7	1:39.502	88.03	0.729	16:36:15.553
5 -	31.257	97.5	45.171	84.3	24.112	115.1	1:40.540	87.12	1.767	16:37:56.093
6 -	31.237	98.1	44.992	89.0	23.972	114.9	1:40.201	87.42	1.428	16:39:36.294
7 -	31.182	97.2	44.830	88.5	24.368	118.9	1:40.380	87.26	1.607	16:41:16.674
8 -	31.052	99.7	44.868	84.0	23.671	118.9	1:39.591	87.95	0.818	16:42:56.265
9 -	31.251	98.6	44.266	86.4	23.746	117.9	1:39.263	(3) 88.24	0.490	16:44:35.528
10 -	31.190	98.9	44.221	83.0	23.719	118.1	1:39.130	(2) 88.36	0.357	16:46:14.658
11 -	30.844	99.4	44.323	84.9	23.606	120.6	1:38.773	(1) 88.68		16:47:53.431
12 -	31.325	98.6	44.573	85.8	24.278	120.9	1:40.176	87.44	1.403	16:49:33.607
13 -	31.489	98.1	44.188	90.9	23.830	116.7	1:39.507	88.03	0.734	16:51:13.114
14 -	31.432	97.5	44.496	91.8	23.831	115.3	1:39.759	87.81	0.986	16:52:52.873
15 -	31.148	99.1	44.276	87.6	23.889	115.7	1:39.313	88.20	0.540	16:54:32.186
16 -					24.045		1:40.184	87.43	1.411	16:56:12.370
17 -							1:40.890	86.82	2.117	16:57:53.260
18 -							1:41.299	86.47	2.526	16:59:34.559
19 -							1:42.399	85.54	3.626	17:01:16.958

P16	82	Stewart CALDER					Caterham 420R			
IDEAL LAP TIME : 1:38.322		BEST LAP TIME : 1:38.521			DIFFERENCE : 0.199					

LAP	SECTOR 1		SECTOR 2		SECTOR 3		LAP TIME	MPH	DIFF	TIME OF DAY
1 -		91.3	46.641	81.9	24.202	119.1	1:51.853	78.31	13.332	16:31:17.532
2 -	32.433	100.0	45.124	81.7	24.360	122.9	1:41.917	85.95	3.396	16:32:59.449
3 -	31.915	93.4	44.965	82.6	24.219	121.3	1:41.099	86.64	2.578	16:34:40.548
4 -	31.669	97.6	45.291	88.0	23.775	121.7	1:40.735	86.95	2.214	16:36:21.283
5 -	32.654	99.1	44.671	85.9	23.897	120.2	1:41.222	86.54	2.701	16:38:02.505
6 -	31.813	100.3	44.311	88.3	23.852	118.3	1:39.976	87.61	1.455	16:39:42.481
7 -	31.919	100.7	44.885	86.8	24.780	117.5	1:41.584	86.23	3.063	16:41:24.065
8 -	31.182	100.9	44.606	86.8	23.763	117.7	1:39.551	87.99	1.030	16:43:03.616
9 -	31.031	98.1	43.875	86.8	23.615	120.6	1:38.521	(1) 88.91		16:44:42.137
10 -	31.821	97.5	45.224	86.5	23.969	115.3	1:41.014	86.71	2.493	16:46:23.151
11 -	31.586	99.8	44.546	85.8	24.074	115.3	1:40.206	87.41	1.685	16:48:03.357
12 -	30.962	99.2	44.631	86.7	24.048	115.9	1:39.641	87.91	1.120	16:49:42.998
13 -	31.089	98.6	44.310	90.6	23.904	116.9	1:39.303	88.21	0.782	16:51:22.301
14 -	30.832	98.9	44.456	88.7	23.761	116.9	1:39.049	(2) 88.43	0.528	16:53:01.350
15 -	30.935	99.7	44.196	91.3	23.983	116.1	1:39.114	(3) 88.38	0.593	16:54:40.464
16 -	30.960	100.1	44.658	86.1	23.876	116.5	1:39.494	88.04	0.973	16:56:19.958
17 -	30.983	100.3	44.389	90.5	24.021	116.5	1:39.393	88.13	0.872	16:57:59.351
18 -	30.970	100.3	44.249	93.0	24.061	117.3	1:39.280	88.23	0.759	16:59:38.631
19 -	30.895	100.0	44.373	88.0	23.904	118.3	1:39.172	88.32	0.651	17:01:17.803

Avon Tyres Caterham Seven 420R Championship - Race 2 - Round 10

EVENT RACE 12 - SECTOR ANALYSIS



SECTOR 1 = FL to I1, SECTOR 2 = I1 to I2, SECTOR 3 = I2 to FL, DIFF = Difference To Personal Best Lap, P = Crossed Finish Line in Pit Lane, D = Time Disallowed

P17 22		Paul BROWES					Caterham 420R					
IDEAL LAP TIME : 1:38.823		BEST LAP TIME : 1:39.535			DIFFERENCE : 0.712							
LAP	SECTOR 1	SECTOR 2	SECTOR 3	LAP TIME	MPH	DIFF	TIME OF DAY					
1 -		95.8	45.936	85.5	24.739	120.2	1:50.545	79.24	11.010	16:31:16.224		
2 -	31.506	98.6	45.632	85.1	24.396	117.5	1:41.534	86.27	1.999	16:32:57.758		
3 -	31.428	98.5	45.432	89.5	23.816	117.9	1:40.676	87.01	1.141	16:34:38.434		
4 -	32.047	98.6	45.547	89.9	23.800	118.5	1:41.394	86.39	1.859	16:36:19.828		
5 -	31.295	98.2	45.290	83.4	24.012	117.7	1:40.597	87.07	1.062	16:38:00.425		
6 -	31.984	98.1	45.176	81.8	24.454	115.1	1:41.614	86.20	2.079	16:39:42.039		
7 -	31.516	97.9	44.867	91.6	26.775	116.1	1:43.158	84.91	3.623	16:41:25.197		
8 -	31.333	99.4	44.757	90.0	23.790	119.4	1:39.880	87.70	0.345	16:43:05.077		
9 -	31.344	100.1	44.271	87.4	23.920	117.1	1:39.535 (1)	88.00		16:44:44.612		
10 -	31.381	99.2	44.724	91.8	23.481	117.9	1:39.586 (3)	87.96	0.051	16:46:24.198		
11 -	31.156	97.8	44.718	87.9	24.357	118.9	1:40.231	87.39	0.696	16:48:04.429		
12 -	31.880	100.3	44.197	89.3	23.470	119.8	1:39.547 (2)	87.99	0.012	16:49:43.976		
13 -	31.433	97.8	44.429	84.2	23.970	120.2	1:39.832	87.74	0.297	16:51:23.808		
14 -	31.277	97.8	45.142	89.9	23.651	118.9	1:40.070	87.53	0.535	16:53:03.878		
15 -	33.407	97.8	44.484	90.9	23.984	117.5	1:41.875	85.98	2.340	16:54:45.753		
16 -	31.237	99.5	46.053	84.4	23.537	119.6	1:40.827	86.87	1.292	16:56:26.580		
17 -	31.714	98.8	45.076	85.0	24.194	114.9	1:40.984	86.74	1.449	16:58:07.564		
18 -	31.717	98.8	45.098	85.4	23.889	114.9	1:40.704	86.98	1.169	16:59:48.268		
19 -	31.488	99.5	45.082	86.9	24.850	114.7	1:41.420	86.37	1.885	17:01:29.688		

P18 6		Ian SPARSHOTT					Caterham 420R					
IDEAL LAP TIME : 1:39.254		BEST LAP TIME : 1:39.487			DIFFERENCE : 0.233							
LAP	SECTOR 1	SECTOR 2	SECTOR 3	LAP TIME	MPH	DIFF	TIME OF DAY					
1 -		98.2	45.797	91.4	24.196	118.1	1:47.511	81.47	8.024	16:31:13.190		
2 -	32.516	99.4	45.008	88.5	24.526	116.1	1:42.050	85.83	2.563	16:32:55.240		
3 -	32.114	97.8	45.781	84.5	24.575	115.9	1:42.470	85.48	2.983	16:34:37.710		
4 -	31.780	98.2	46.937	79.7	24.805	116.7	1:43.522	84.61	4.035	16:36:21.232		
5 -	31.337	97.9	45.180	85.5	24.458	118.3	1:40.975	86.75	1.488	16:38:02.207		
6 -	31.806	99.7	45.171	88.6	24.186	117.3	1:41.163	86.59	1.676	16:39:43.370		
7 -	31.554	99.1	44.776	85.3	24.682	119.8	1:41.012	86.72	1.525	16:41:24.382		
8 -	31.400	99.5	44.599	86.7	24.096	118.9	1:40.095	87.51	0.608	16:43:04.477		
9 -	31.093	98.3	44.484	87.8	24.318	116.7	1:39.895	87.69	0.408	16:44:44.372		
10 -	31.515	97.9	45.268	88.1	23.947	117.3	1:40.730	86.96	1.243	16:46:25.102		
11 -	31.223	99.5	44.216	87.8	24.048	120.9	1:39.487 (1)	88.05		16:48:04.589		
12 -	32.154	98.9	44.474	87.7	24.126	116.1	1:40.754	86.94	1.267	16:49:45.343		
13 -	31.783	100.3	44.518	85.9	23.954	118.3	1:40.255	87.37	0.768	16:51:25.598		
14 -	31.091	98.8	44.381	86.2	24.228	118.1	1:39.700 (3)	87.86	0.213	16:53:05.298		
15 -	31.268	100.0	44.242	84.3	24.010	118.1	1:39.520 (2)	88.02	0.033	16:54:44.818		
16 -	31.334	99.8	46.086	86.8	24.218	115.1	1:41.638	86.18	2.151	16:56:26.456		
17 -	31.404	98.2	45.886	86.8	24.027	118.7	1:41.317	86.45	1.830	16:58:07.773		
18 -	31.677	98.3	45.264	86.2	24.109	117.7	1:41.050	86.68	1.563	16:59:48.823		
19 -	31.197	99.8	45.035	88.4	24.669	117.7	1:40.901	86.81	1.414	17:01:29.724		

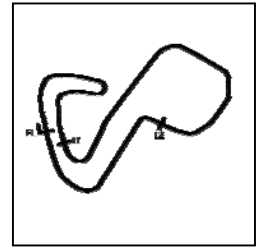
P19 14		Luke BROWES					Caterham 420R					
IDEAL LAP TIME : 1:38.790		BEST LAP TIME : 1:38.864			DIFFERENCE : 0.074							
LAP	SECTOR 1	SECTOR 2	SECTOR 3	LAP TIME	MPH	DIFF	TIME OF DAY					
1 -		95.3	47.019	89.2	23.955	120.0	1:50.986	78.92	12.122	16:31:16.665		
2 -	32.237	97.9	45.264	85.8	24.458	120.4	1:41.959	85.91	3.095	16:32:58.624		
3 -	32.532	94.9	44.979	86.9	24.346	120.0	1:41.857	86.00	2.993	16:34:40.481		
4 -	31.487	99.7	45.286	89.7	23.988	120.9	1:40.761	86.93	1.897	16:36:21.242		
5 -	32.498	98.9	44.610	86.0	23.961	120.0	1:41.069	86.67	2.205	16:38:02.311		
6 -	31.460	99.5	44.378	86.2	24.229	119.6	1:40.067	87.53	1.203	16:39:42.378		
7 -	31.751	99.7	44.808	89.7	24.255	115.9	1:40.814	86.89	1.950	16:41:23.192		
8 -	31.270	99.1	44.514	87.6	24.002	116.9	1:39.786	87.78	0.922	16:43:02.978		
9 -	30.911	100.1	44.306	85.4	23.932	118.1	1:39.149 (2)	88.35	0.285	16:44:42.127		
10 -	31.789	97.1	45.576	85.0	24.017	117.9	1:41.382	86.40	2.518	16:46:23.509		
11 -	31.640	100.3	44.585	85.9	24.352	117.7	1:40.577	87.09	1.713	16:48:04.086		
12 -	37.147	86.3	44.946	90.8	23.954	115.3	1:46.047	82.60	7.183	16:49:50.133		

Weather / Track : Sunny / Dry

Brands Hatch GP
Circuit Length = 2.4332 miles
Start: 16:29 Flag 17:00 End: 17:01

Avon Tyres Caterham Seven 420R Championship - Race 2 - Round 10

EVENT RACE 12 - SECTOR ANALYSIS



SECTOR 1 = FL to I1, SECTOR 2 = I1 to I2, SECTOR 3 = I2 to FL, DIFF = Difference To Personal Best Lap, P = Crossed Finish Line in Pit Lane, D = Time Disallowed

13 -	31.450	98.5	44.864	89.0	24.132	115.7	1:40.446	87.20	1.582	16:51:30.579
14 -	31.304	98.3	44.463	89.8	23.787	116.3	1:39.554 (3)	87.99	0.690	16:53:10.133
15 -	31.176	99.1	44.665	89.0	23.893	116.7	1:39.734	87.83	0.870	16:54:49.867
16 -	31.176	98.9	44.812	90.6	23.690	117.1	1:39.678	87.88	0.814	16:56:29.545
17 -	30.985	96.9	44.302	88.4	23.577	121.5	1:38.864 (1)	88.60		16:58:08.409
18 -	31.285	99.5	45.184	87.3	24.049	118.1	1:40.518	87.14	1.654	16:59:48.927
19 -	31.412	100.6	44.884	90.9	25.422	116.3	1:41.718	86.11	2.854	17:01:30.645

P20 2		Matthew REEVE					Caterham 420R				
IDEAL LAP TIME : 1:39.310		BEST LAP TIME : 1:39.651					DIFFERENCE : 0.341				
LAP	SECTOR 1	SECTOR 2		SECTOR 3		LAP TIME	MPH	DIFF	TIME OF DAY		
1 -		92.8	46.429	83.0	24.409	119.4	1:52.662	77.75	13.011	16:31:18.341	
2 -	32.327	97.6	45.110	84.5	24.149	119.4	1:41.586	86.23	1.935	16:32:59.927	
3 -	31.724	96.2	45.217	85.7	24.270	118.7	1:41.211	86.55	1.560	16:34:41.138	
4 -	31.550	96.9	45.263	84.2	24.183	118.3	1:40.996	86.73	1.345	16:36:22.134	
5 -	32.136	97.6	45.014	85.9	23.976	117.7	1:41.126	86.62	1.475	16:38:03.260	
6 -	31.679	97.8	44.682	84.2	23.947	120.0	1:40.308	87.32	0.657	16:39:43.568	
7 -	31.532	97.2	45.192	88.8	24.277	120.4	1:41.001	86.73	1.350	16:41:24.569	
8 -	31.659	97.2	44.530	86.4	23.804	120.4	1:39.993 (3)	87.60	0.342	16:43:04.562	
9 -	32.316	98.2	44.633	88.0	23.956	117.3	1:40.905	86.81	1.254	16:44:45.467	
10 -	31.721	97.9	44.712	84.9	23.947	117.1	1:40.380	87.26	0.729	16:46:25.847	
11 -	31.560	98.3	44.618	90.3	23.950	116.7	1:40.128	87.48	0.477	16:48:05.975	
12 -	31.443	97.9	44.827	87.3	23.751	117.3	1:40.021	87.58	0.370	16:49:45.996	
13 -	31.496	98.8	44.525	83.3	23.773	120.4	1:39.794 (2)	87.77	0.143	16:51:25.790	
14 -	31.545	97.3	44.511	89.9	23.595	121.1	1:39.651 (1)	87.90		16:53:05.441	
15 -	32.001	85.3	44.805	87.4	23.698	119.6	1:40.504	87.15	0.853	16:54:45.945	
16 -	31.318	97.8	46.321	84.8	24.042	115.9	1:41.681	86.15	2.030	16:56:27.626	
17 -	31.692	97.5	44.986	84.2	23.929	118.7	1:40.607	87.06	0.956	16:58:08.233	
18 -	31.742	97.5	45.613	85.7	24.423	116.1	1:41.778	86.06	2.127	16:59:50.011	
19 -	31.204	99.2	45.612	84.4	25.487	106.1	1:42.303	85.62	2.652	17:01:32.314	

P21 10		Henry HEATON					Caterham 420R				
IDEAL LAP TIME : 1:38.053		BEST LAP TIME : 1:38.353					DIFFERENCE : 0.300				
LAP	SECTOR 1	SECTOR 2		SECTOR 3		LAP TIME	MPH	DIFF	TIME OF DAY		
1 -		93.9	44.968	92.0	23.762		1:48.721	80.57	10.368	16:31:14.400	
2 -	31.683	95.7	44.877	89.7	24.207	116.9	1:40.767	86.93	2.414	16:32:55.167	
3 -	31.484	99.1	43.972	88.8	23.530	118.3	1:38.986	88.49	0.633	16:34:34.153	
4 -	31.005	100.1	44.339	91.9	23.292	119.6	1:38.636 (2)	88.80	0.283	16:36:12.789	
5 -	30.951	100.1	44.453	87.1	23.542	119.8	1:38.946	88.53	0.593	16:37:51.735	
6 -	31.202	94.9	44.565	84.8	23.777	117.3	1:39.544	87.99	1.191	16:39:31.279	
7 -	31.242	99.1	44.329	87.3	23.466	121.3	1:39.037	88.45	0.684	16:41:10.316	
8 -	31.324	92.4	44.150	88.7	23.619	119.1	1:39.093	88.40	0.740	16:42:49.409	
9 -	31.018	99.7	43.861	91.0	23.474	118.1	1:38.353 (1)	89.06		16:44:27.762	
10 -	30.980	101.8	44.274	90.5	23.610	116.9	1:38.864	88.60	0.511	16:46:06.626	
11 -	31.019	98.1	44.497	83.3	23.747	120.9	1:39.263	88.24	0.910	16:47:45.889	
12 -	31.182	98.2	44.097	90.0	23.382	122.9	1:38.661 (3)	88.78	0.308	16:49:24.550	
13 -	31.038	98.1	44.165	89.5	23.485	118.1	1:38.688	88.76	0.335	16:51:03.238	
14 -	30.900	96.0	44.406	90.0	23.732	116.7	1:39.038	88.44	0.685	16:52:42.276	
15 -	31.326	96.9	44.211	90.5	23.717	118.3	1:39.254	88.25	0.901	16:54:21.530	
16 -	31.264	98.9	43.989	90.0	23.637		1:38.890	88.58	0.537	16:56:00.420	
17 -	31.415	98.9	44.394	89.8	23.507	118.5	1:39.316	88.20	0.963	16:57:39.736	
18 -	31.163	98.5	44.548	90.0	23.751	115.1	1:39.462	88.07	1.109	16:59:19.198	

P22 33		Barry MOORE					Caterham 420R				
IDEAL LAP TIME : 1:39.368		BEST LAP TIME : 1:39.655					DIFFERENCE : 0.287				
LAP	SECTOR 1	SECTOR 2		SECTOR 3		LAP TIME	MPH	DIFF	TIME OF DAY		
1 -		98.2	45.514	86.2	23.829	121.7	1:47.936	81.15	8.281	16:31:13.615	
2 -	32.240	98.8	45.432	83.5	24.984	115.7	1:42.656	85.33	3.001	16:32:56.271	
3 -	31.588	99.1	45.382	85.8	24.367	115.7	1:41.337	86.44	1.682	16:34:37.608	
4 -	31.434	98.6	45.017	82.0	24.379	115.1	1:40.830	86.87	1.175	16:36:18.438	
5 -	31.512	98.8	45.951	86.4	24.212	116.1	1:41.675	86.15	2.020	16:38:00.113	
6 -	31.191	98.6	46.132	81.8	23.868	118.1	1:41.191	86.56	1.536	16:39:41.304	

Weather / Track : Sunny / Dry

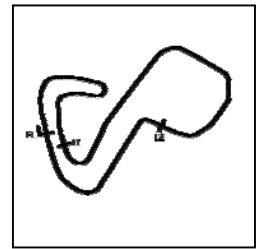
Brands Hatch GP

Circuit Length = 2.4332 miles

Start: 16:29 Flag 17:00 End: 17:01

Avon Tyres Caterham Seven 420R Championship - Race 2 - Round 10

EVENT RACE 12 - SECTOR ANALYSIS



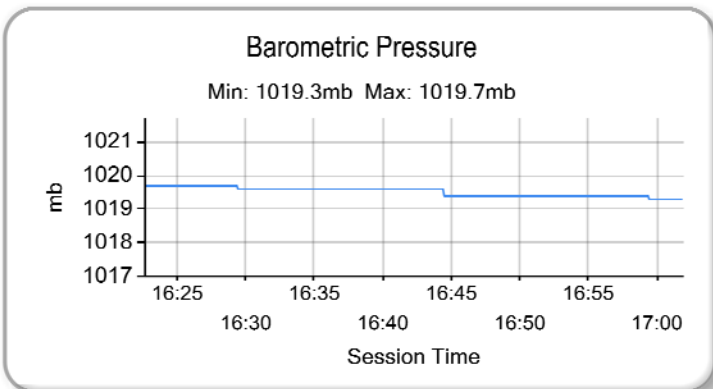
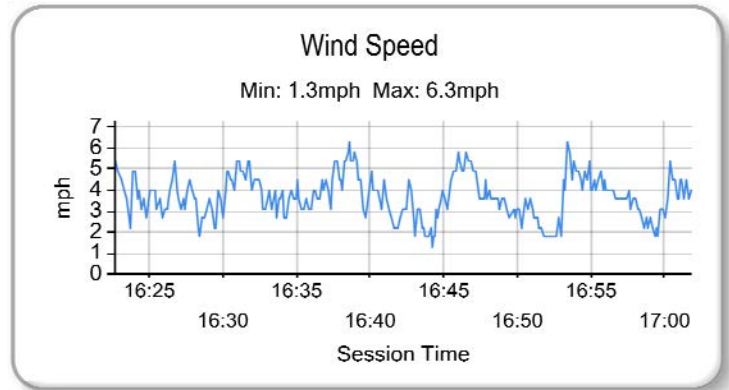
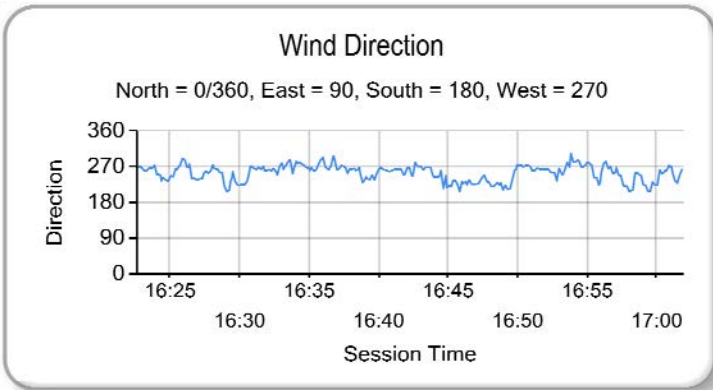
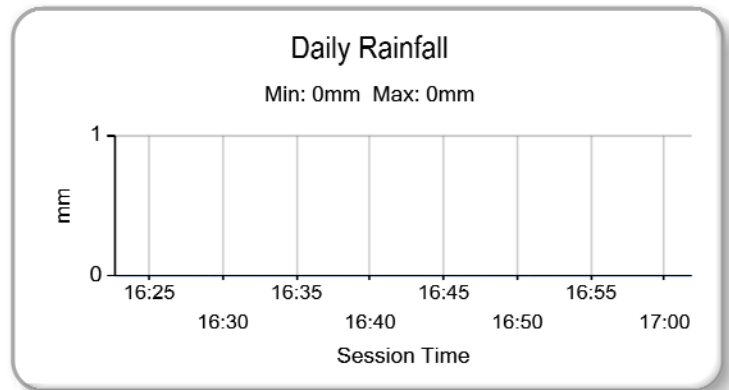
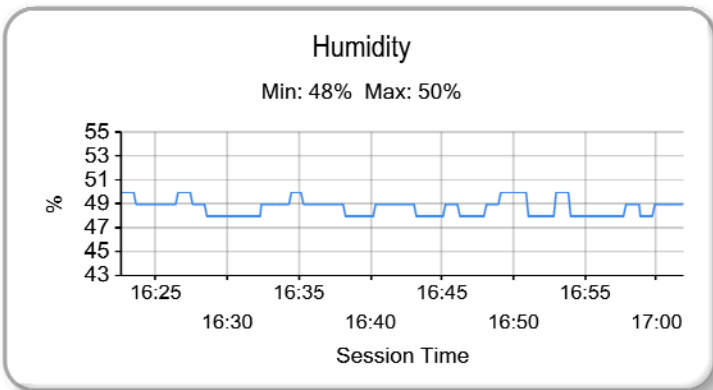
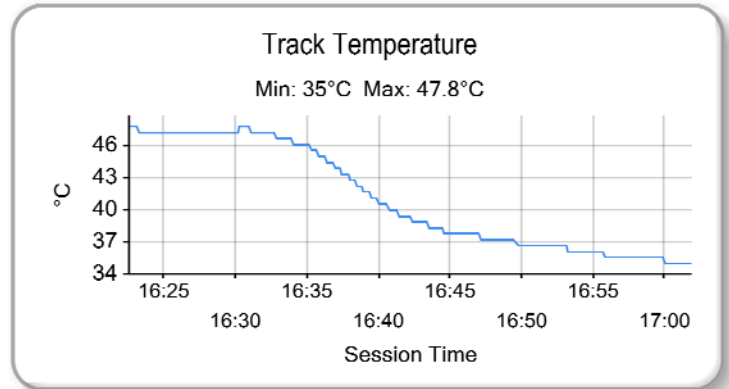
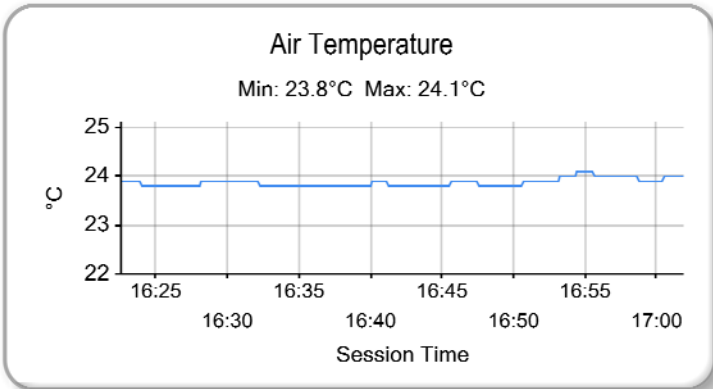
SECTOR 1 = FL to I1, SECTOR 2 = I1 to I2, SECTOR 3 = I2 to FL, DIFF = Difference To Personal Best Lap, P = Crossed Finish Line in Pit Lane, D = Time Disallowed

7 -	31.353	98.1	44.571	89.5	23.999	117.1	1:39.923 (3)	87.66	0.268	16:41:21.227
8 -	31.707	98.1	44.668	87.9	23.968	116.1	1:40.343	87.29	0.688	16:43:01.570
9 -	31.663	97.8	44.594	81.8	24.047	115.7	1:40.304	87.33	0.649	16:44:41.874
10 -	31.748	97.2	45.356	85.9	24.139	113.7	1:41.243	86.52	1.588	16:46:23.117
11 -	31.516	98.2	44.793	84.2	24.586	116.7	1:40.895	86.82	1.240	16:48:04.012
12 -	31.380	98.6	44.423	86.9	23.852	117.7	1:39.655 (1)	87.90		16:49:43.667
13 -	31.370	98.6	44.611	84.7	23.903	117.3	1:39.884 (2)	87.70	0.229	16:51:23.551
14 -	31.438	97.5	44.766	86.0	23.754	116.3	1:39.958	87.63	0.303	16:53:03.509
15 -	31.819	98.1	44.515	87.2	24.116	115.1	1:40.450	87.20	0.795	16:54:43.959

P23 5		Peter RIMER				Caterham 420R				
IDEAL LAP TIME : 1:38.878		BEST LAP TIME : 1:39.470				DIFFERENCE : 0.592				
LAP	SECTOR 1	SECTOR 2	SECTOR 3	LAP TIME	MPH	DIFF	TIME OF DAY			
1 -		92.9	46.588	81.5	24.834	116.3	1:50.376	79.36	10.906	16:31:16.055
2 -	32.319	95.4	45.368	79.4	24.481	119.8	1:42.168	85.73	2.698	16:32:58.223
3 -	31.676	97.2	45.947	82.8	24.337	119.4	1:41.960	85.91	2.490	16:34:40.183
4 -	31.446	99.5	45.091	84.2	24.314	118.5	1:40.851	86.85	1.381	16:36:21.034
5 -	32.221	100.1	44.768	82.4	23.993	117.1	1:40.982	86.74	1.512	16:38:02.016
6 -	31.306	98.8	44.523	84.4	24.221	116.5	1:40.050	87.55	0.580	16:39:42.066
7 -	31.836	100.0	44.774	85.3	24.633	119.4	1:41.243	86.52	1.773	16:41:23.309
8 -	31.819	100.0	44.535	84.6	24.759	110.3	1:41.113	86.63	1.643	16:43:04.422
9 -	31.799	100.7	44.065	84.6	24.312	120.6	1:40.176	87.44	0.706	16:44:44.598
10 -	32.130	99.2	44.760	85.2	23.705	122.2	1:40.595	87.08	1.125	16:46:25.193
11 -	31.689	100.0	44.239	84.7	23.736	121.1	1:39.664 (3)	87.89	0.194	16:48:04.857
12 -	32.090	94.2	44.730	87.7	23.647	118.3	1:40.467	87.19	0.997	16:49:45.324
13 -	31.380	99.4	44.334	87.6	23.756	117.7	1:39.470 (1)	88.06		16:51:24.794
14 -	31.166	99.7	44.647	86.4	24.090	118.3	1:39.903	87.68	0.433	16:53:04.697
15 -	31.403	100.3	44.387	81.9	23.868	116.9	1:39.658 (2)	87.89	0.188	16:54:44.355

Avon Tyres Caterham Seven 420R Championship - Race 2 - Round 10

EVENT RACE 12 - WEATHER CONDITIONS



Weather / Track : Sunny / Dry

Results can be found at www.tsl-timing.com

Brands Hatch GP
Circuit Length = 2.4332 miles
Start: 16:29 Flag 17:00 End: 17:01

Printed - 17:08 Sunday, 05 August 2018